


ONONDAGA COUNTY  
NEW YORK



2014 – 2019  
CAPITAL IMPROVEMENT PLAN

Joanne M. Mahoney  
*County Executive*

William P. Fisher  
*Deputy County Executive*

Matthew J. Millea  
*Deputy County Executive for  
Physical Services*

Ann Rooney  
*Deputy County Executive for  
Human Services*

Steven P. Morgan  
*Chief Fiscal Officer*



## TABLE OF CONTENTS

Capital Improvement Planning Committees .....	i
County Planning Board Resolution .....	ii
Section 1 Overview	
Introduction to Capital Planning .....	3
The County's Infrastructure .....	4
Onondaga County 2010 Development Guide .....	9
Funding Sources For Capital Projects.....	14
Onondaga County Debt Management Plan.....	15
Section 2 Financial Summaries	
Estimated Debt Service .....	20
All Funds Debt Service Summary.....	22
Calculation of Total Net Indebtedness .....	23
Capital Projects Classifications.....	24
Project Activity By Department.....	24
Proposed Capital Project Summary .....	25
Mandates .....	28
Funding Sources of Proposed Projects.....	29
Location Map .....	31
Section 3 Capital Projects	
Countywide Capital Projects.....	36
General Fund Debt Service Summary.....	37
Authorized Projects.....	38
Proposed Capital Project Summary .....	46
Department of Corrections .....	50
Emergency Communications .....	51
Facilities Management .....	58
Finance Department .....	71
Office of Environment .....	72
Parks and Recreation Department.....	73
Sheriff.....	79
Onondaga Community College.....	81
Transportation .....	90
Special Funds	
Van Duyn Extended Care Fund .....	101
Van Duyn Debt Service Summary .....	102
Special Districts	
Water Fund.....	103
Water Fund - Debt Service Summary .....	104
Sewer Fund .....	105
Sewer Fund - Debt Service Summary .....	106
Authorized Projects .....	107
Special Districts Proposed Projects Summary .....	112
Water Environment Protection.....	114
Metropolitan Water Board .....	127
Section 4 Glossary	
Glossary of Terms.....	131



## CAPITAL IMPROVEMENT PLANNING COMMITTEES

### CAPITAL PROJECTS COMMITTEE (CPC)

Joanne M. Mahoney  
*County Executive, Chair, CPC*

J. Ryan McMahon, II  
*Chairman, County Legislature*

David Knapp  
*Chair, Ways & Means Committee*

Patrick M. Kilmartin  
*Floor Leader, Onondaga County  
Legislature*

Matthew J. Millea  
*County Administrator for  
Physical Services*

Steven P. Morgan  
*Chief Fiscal Officer, Secretary, CPC*

Gordon J. Cuffy  
*County Attorney*

Andrew Maxwell  
*Director of Planning*

### ONONDAGA COUNTY PLANNING BOARD

Douglas B. Morris  
*Interim Chair*

Chester Dudzinski, Jr.

Daniel Cupoli

Robert E. Antonacci (ex officio)

Brian Donnelly (ex officio)

Robert L. Jokl, Jr.

### STAFF TO THE PLANNING COMMITTEES

Rustan Petrela  
*Coordinator, Management & Budget*

Tara Venditti  
*Management & Budget*

Don M. Jordan  
*Planning*

Joan M. Ferrara  
*Management & Budget*



Joanne H. Mahoney  
COUNTY EXECUTIVE

# Onondaga County Planning Board

## Onondaga County Planning Board Resolution Concerning the 2014 to 2019 Capital Improvement Plan

WHEREAS, pursuant to the Administrative Code of the County of Onondaga, Section 6.02 (d), the Onondaga County Planning Board has reviewed the 2014 – 2019 Tentative Capital Improvement Plan; and

WHEREAS, debt management remains a high priority in the 2014 – 2019 Tentative Capital Improvement Plan; and

WHEREAS, the projects proposed in the 2014 – 2019 Tentative Capital Improvement Plan emphasize the maintenance of existing county facilities and transportation assets, stewardship of the natural environment, and sound fiscal management; and

WHEREAS, the goals and policies of Onondaga County's comprehensive plan, the *2010 Development Guide and Framework For Growth in Onondaga County*, support economic growth, an attractive community, well maintained and cost effective infrastructure, stewardship of natural resources, investment in existing communities, and sustainable development practices; and

WHEREAS, the 2014 – 2019 Tentative Capital Improvement Plan is consistent with the goals and policies of the *2010 Development Guide* for Onondaga County; and

WHEREAS, the Capital Improvement Plan provides an effective means of communicating the intention of the County of Onondaga with respect to planned capital investments; and

NOW, THEREFORE BE IT RESOLVED, that the Onondaga County Planning Board endorses the 2014–2019 Tentative Capital Improvement Plan.

Douglas Morris, Chairman  
Onondaga County Planning Board  
September 25, 2013

1100 Civic Center, 421 Montgomery Street, Syracuse, NY 13202  
Phone: (315) 435-2611, Fax (315) 435-2439  
[countyplanning@ongov.net](mailto:countyplanning@ongov.net)

# OVERVIEW

## *Section 1*





## **INTRODUCTION TO CAPITAL PLANNING**

A Capital Improvement Plan (CIP) serves as a guideline for the orderly acquisition and refurbishment of capital assets within the financial resources of the community. One of the key elements of a successful CIP is a clear position as to what a capital project is. In Onondaga County, a capital project is understood to be an expenditure of considerable cost that has a long, useful life. As a matter of policy, capital requests are not considered for the CIP if: 1) the total cost of the project is less than \$250,000; 2) the project has a useful life of less than five years; 3) the request involves the procurement of vehicles.

### **About This Document**

The 2014-2019 CIP contains four major sections. The first provides an understanding of the capital planning process and its relationship to development and land use planning. It also describes revenue sources and the County's debt management policy. The second section contains debt service narrative and summary information, as well as program summary analysis. A location map also appears at the end of section two. Section three contains narrative description and financing plans for proposed projects, as well as narrative description of completed and ongoing projects. This section is subdivided by the funds that support it. Section four contains a glossary of terms.

### **The Capital Planning Process**

Capital planning involves the County Executive, members of the County Legislature, heads of various County departments, and a citizen advisory board in a process that determines capital needs, alternatives, and priorities. The development of the CIP takes place over several months, beginning in February of each year, and includes five major phases.

- 1 In February, department heads begin preparation of project proposals in accordance with executive guidelines.
- 2 In April, proposals are submitted to the Division of Management & Budget (DMB). The proposals are analyzed by DMB in conjunction with the Syracuse-Onondaga County Planning Agency. The Law Department is consulted as needed.
- 3 By September, the County Executive has approved a tentative CIP. It is presented to the Capital Program Committee (a committee made up of legislators and representatives from the executive branch of county government) and the County Planning Board (a citizen advisory group).
- 4 In September, the Tentative CIP is presented with the County's Annual Operating Budget to the Ways & Means Committee of the County Legislature, and then to the full Legislature in October for approval.
- 5 From October to February, research on capital planning and management is conducted, and the prior year's process is critiqued. Revisions to forms and instructions are completed.

Coordination and interaction among units of government occurs throughout the process, both formally and informally. The heads of County departments are consulted to discuss questions and recommendations regarding particular projects. Some of the major criteria for evaluating proposals are:

- relationship of the project to the goals of the County Executive;
- degree of the overall need for the project;
- fiscal impact, including the County's capacity to borrow;
- non-County funding sources;
- consistency with the goals and policies in the 2010 Development Guide;
- community participation and support.

The final product of this process is a six-year plan to improve or construct those facilities or components of County infrastructure considered necessary to provide or maintain an adequate level of public service. Approval by the County Legislature is not a commitment to fund every project in the plan, but rather it is an indication of support of the plan as a whole. Projects that require borrowing must be presented to the Legislature individually in order to secure authorization to incur debt.

## **THE COUNTY'S INFRASTRUCTURE**

Capital projects can be separated into two basic classes - infrastructure and facilities. Both infrastructure and facilities projects have an important role in economic development. Infrastructure includes water and sewer systems and highways. These linear systems drive the pattern of urban and suburban growth, and can be used as an important tool to influence economic development. County facilities such as the Civic Center, Onondaga Community College and the Whitney Applied Technology Center, County Parks, the Justice Center, the Correction Center at Jamesville, and the Convention Center provide locations for carrying out social, cultural, educational, and recreational programs.

The CIP serves to coordinate projects sponsored by different departments for maximum impact in a given location. Water, sewer, and highway projects - when coordinated - can provide capacity to support new development. New water service, while relatively inexpensive to provide, creates demand for sewers, wastewater treatment capacity, and improved highways. Significant savings in tax dollars can be achieved when priority is given to projects that utilize existing infrastructure over projects that require extensions to be built.

The goal of most capital expenses in this CIP is to maintain facilities at a level so as to prevent major replacement expenditures in the future. Some infrastructure projects could represent new capacity or enable development of new areas within the County. Wastewater treatment projects are designed to meet mandated water quality standards under the Federal Clean Water Act through the Amended Consent Judgment (ACJ).

### **Water**

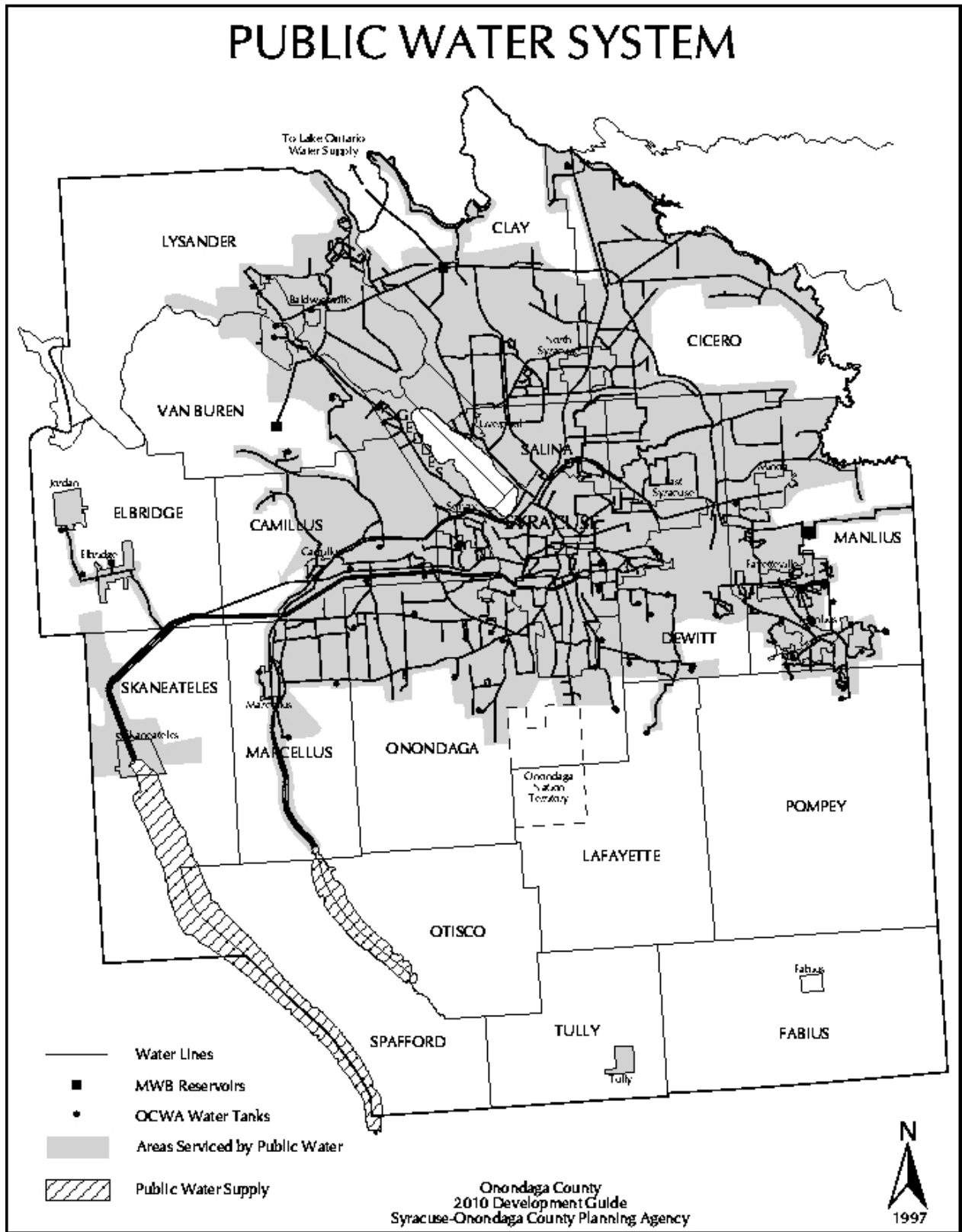
The Metropolitan Water Board (MWB) is the administrative body of the Onondaga County Water District (OCWD). Its mission is to provide clean, safe, reliable, sustainable, and cost-efficient wholesale drinking water from Lake Ontario to the Central Upstate New York region. Integral to this mission is the MWB's role as an essential public health resource and economic development asset for the community.

The MWB was created to convey wholesale drinking water from Lake Ontario to municipal corporations and public authorities, and to supplement the limited capacities of the area's primary retail water utilities – Onondaga County Water Authority (OCWA - Otisco Lake supply) and The City of Syracuse (Skaneateles Lake supply). The Lake Ontario system has the capacity to sustain production of up to 60 million gallons/day and store in excess of 110 million gallons of water for emergencies, including fire protection and periods of drought.

Currently, the MWB draws an average of 20 million gallons (20MG) per day from Lake Ontario through an intake structure shared between the City of Oswego and MWB's lakeside Raw Water Pump Station. The raw water is pumped to the Water Treatment Plant where it is filtered, chlorinated, fluoridated and tested prior to the transmission of treated water through the Clear Water Pump Station and Clear Wells (5MG). Finished water is then conveyed through twenty-four miles of transmission pipeline to the Terminal Reservoir (30MG) in the Town of Clay. By 2014, Terminal Reservoir will be replaced by two (2) 15 MG covered, concrete tanks as a means of compliance with the United States Environmental Protection Agency (EPA) Long Term 2 Enhanced Surface Water Treatment Rule (LT2ESWTR or LT2 rule).

From Terminal, water is pumped through the Farrell Pump Station to the Western Tank (20MG) in Van Buren; to the Central Branch pipeline into the City of Syracuse; and to the Eastern Tanks (20MG and 30MG) and the Salt Springs Tank (5MG), in Fayetteville and Manlius respectively. In addition to treatment, pumping, and storage facilities, MWB owns and maintains approximately 100 miles of transmission pipeline within Onondaga and Oswego Counties.

To fund major capital improvement projects, MWB collects ad valorem taxes from three Onondaga County zones of assessment and external (outside OCWD) customers. Operating and maintenance expenses are supported by sales revenue generated through wholesale water rates.



## Sewers

The Department of Water Environment Protection is responsible for wastewater treatment and transmission for the area within the Consolidated Sanitary District which includes the City of Syracuse, and all or part of thirteen suburban towns including Camillus, Cicero, Clay, Dewitt, Geddes, Lysander, Manlius, Onondaga, Pompey, Salina, Van Buren, and the villages of Baldwinsville and Marcellus. The Department also provides maintenance services for the following seven villages: Marcellus, Camillus, East Syracuse, Fayetteville, Liverpool, Manlius, and Solvay. The Sanitary District was formed in 1978 (see map on p. 7) to provide an equitable base for financing capital and operating costs associated with the wastewater system; a unit charge or standardized fee for service now finances the system. The district boundary serves as a planning tool for decisions about extensions to new areas and other issues. The municipal satellite collection systems also collect taxes to pay for the maintenance of local pump stations and lateral sewers. The District provides approximately 116,000 residential units of service, and approximately 65,000 units of commercial/industrial service based on single unit volume of 140,000 gallons per unit. Industrial users are required to remove non-compatible pollutants, such as heavy metals, at the source.

The wastewater system infrastructure managed by the District includes six sewage treatment plants: Baldwinsville - Seneca Knolls, Brewerton, Meadowbrook-Limestone, Oak Orchard, Syracuse Metropolitan Treatment Plant, and Wetzel Road Wastewater Treatment Plants. The District is responsible for the interceptor sewers of the combined sanitary and storm water sewer system (CSO), constructed early in this century, that serves most of Syracuse. During heavy rains, overflow from the combined sewers discharges into several creeks. The County is responsible for the maintenance and repair of more than eleven million feet of sewers (six inches to twelve feet in diameter) and for the operation, maintenance, and repair of fifty-one WEP sewage-pumping stations, ninety-two satellite municipal stations, and nine combined sewer overflow treatment facilities. Those values include the inspection, maintenance, and repair of 470 miles of trunk and interceptor sewers in the Consolidated Sanitary District. While local sewers remain the responsibility of the towns or the city, the County maintains some of these facilities under the auspices of various contracts.

## Transportation

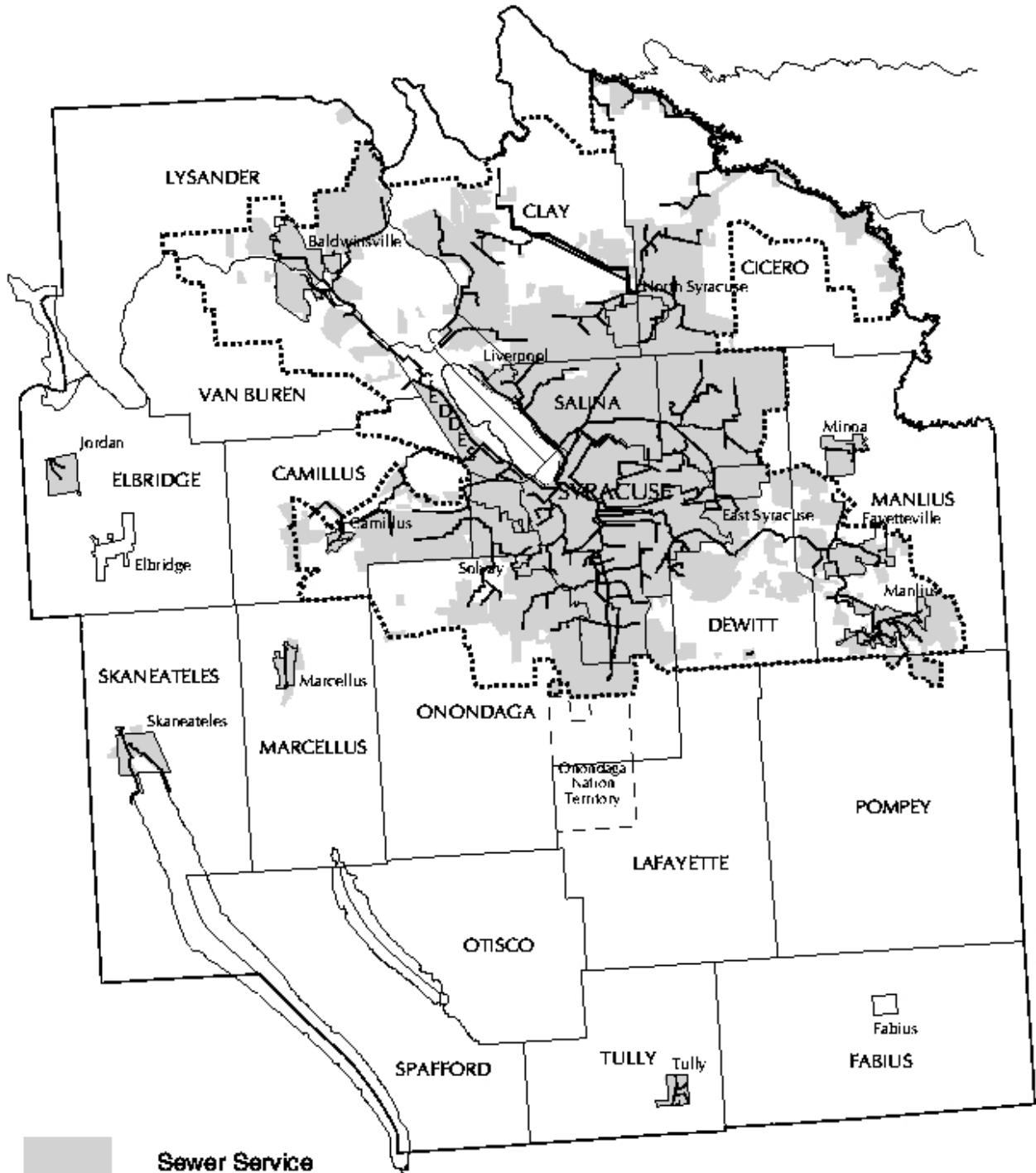
Onondaga County owns 25.4% of the total highway system including arterials, collectors, and local roads. The Department maintains over 793 centerline miles of County-owned roadway (see map p. 8), including thirty-nine miles of four or five lane highways. The Department of Transportation uses an annual pavement condition survey and a computerized system to determine priorities for maintenance, rehabilitation, and reconstruction. The goal of this system is to minimize the need for major reconstruction by performing timely maintenance.




The Department of Transportation is responsible for project planning, detailed project design, right-of-way acquisitions, construction layout and inspection of major highway reconstruction projects, as well as the inspection, maintenance, and rehabilitation of the 210 bridges and 2,000 culverts on County roads.

The Department of Transportation performs routine maintenance functions and limited repaving and rehabilitation with County forces. Private contractors are used to build major construction projects and to repave hot mix and cold mix bituminous highways. These projects are competitively bid as mandated by state law. The Department is currently administering Federal Highway Funds on numerous projects.

The Department of Transportation operates four highway maintenance facilities - Camillus, Marcellus, Jamesville, and North Area - as bases for fleet maintenance, materials storage, and labor deployment.

# PUBLIC WASTEWATER SYSTEM



-  Sewer Service
-  Trunk Sewers
-  Sanitary District

Onondaga County  
2010 Development Guide  
Syracuse-Onondaga County Planning Agency



# PATTERN OF COUNTY ROAD JURISDICTION



— County Roads

Onondaga County  
2010 Development Guide  
Syracuse-Onondaga County Planning Agency



## **ONONDAGA COUNTY 2010 DEVELOPMENT GUIDE**

In 1991, the Onondaga County Legislature adopted the 2010 Development Guide to outline County policy with respect to infrastructure, land development, the environment, and fiscal capacity. The Guide has been updated with current demographic and economic data, better graphics, and with a more concise, understandable format. The updated Guide was approved by the County Legislature on June 1, 1998, and is now the official County plan. The Syracuse-Onondaga County Planning Agency has also drafted a revised county land use plan, the Onondaga County Sustainable Development Plan, to replace the Development Guide as policy direction for County operating departments, and to serve as a tool for municipalities to further the concepts for sustainable development patterns and fiscal efficiency through careful land use planning. The new draft plan has been released and is currently being publicly reviewed.

New water lines, sewers, and roads have the effect of creating new developable land. The revised Guide seeks to prevent premature public expenditures, which foster urban sprawl and create unnecessary capital and operating expenses. The Guide stresses the desirability of infill development in areas served by utilities, in order to balance trends toward sprawl with the ability of a static population to pay for infrastructure. Decisions to extend utilities to provide new urban land will be related to economic growth and job creation, as well as the capacity of complementary infrastructure systems to support growth in a particular location.

### **Background**

In New York State, municipalities - cities, towns and villages - have strong land use controls available through zoning and subdivision regulations. Counties, on the other hand, have no state enabling legislation with which to manage growth. Many urban counties, however, have large investments in infrastructure; the timing of highway, wastewater treatment, and water facility improvements can influence growth patterns very directly.

Onondaga County constructs and maintains many public works facilities, and therefore has the ability to affect land development patterns. The County adopted the 2010 Development Guide to define the conditions for extensions of County highways, sewer, and water lines. By implementing these policies through the capital program the County can guide development and control capital and operating expenditures.

### **Employment Trends**

According to the New York State Department of Labor's Quarterly Census of Employment and Wages (QCEW), annual average employment by place of work in Onondaga County grew slightly from 239,704 in 2010 to 240,085 in 2012. The number of firms also rose from 12,690 to 12,806 over the same period, with wages experiencing steady modest increases from \$43,199 in 2010 to \$45,298 in 2012 (QCEW). The New York State Department of Labor Local Area Unemployment Statistics (LAUS) program reported that employment by place of residency in Onondaga County decreased from 212,100 in 2010 to 208,500 in 2012. The unemployment rate was largely unchanged, rising slightly from 8.0% in 2010 to 8.1% in 2012.

Losses within the past decade, as seen in the following table, are attributed mostly to the national economic recession, as well as a local economy transitioning away from the region's formerly strong manufacturing base.

**Labor Statistics in Onondaga County**

	<b>2000</b>	<b>2005</b>	<b>2010</b>	<b>2012</b>
Annual Average Employment (by Place of Work in Onondaga County)	252,378	248,278	239,704	240,085
Annual Average Establishments (# of Firms)	12,238	12,655	12,690	12,806
Average Annual Wages	\$32,499	\$37,641	\$43,199	\$41,791
Employment (by Place of Residency in Onondaga Co.)	222,800	223,300	212,100	208,500
Annual Unemployment Rate	3.5%	4.5%	8.0%	8.1%

*Source: NYS Dept. of Labor QCEW and LAUS Programs*

### Demographic Trends

Demographic changes and growth patterns, along with changes in standards and technology (for wastewater treatment, for instance), will affect the need for capital projects in the next decade.

Population in Onondaga County has remained relatively unchanged over the past forty years, currently totaling 467,026 according to the 2010 US Census. In general, population within the towns has increased, villages have remained unchanged, and the City of Syracuse has seen a steady decrease in population, with the City losing approximately 50,000 residents between 1970 and 2000. According to the 2010 Census, however, these relatively dramatic population shifts from city to suburb may be slowing – likely a result of several factors including urban revitalization, immigration, the national housing market slump, and changes in household makeup.

**Demographic Statistics in Onondaga County**

	<b>1970</b>	<b>2000</b>	<b>2010</b>
Onondaga County Population	472,835	458,336	467,026
Town Population	275,538	311,030	321,856
City Population	197,297	147,306	145,170
Housing Units	153,576	196,633	202,357
Households	145,122	181,153	187,686

*Source: US Census Bureau*

Urban sprawl, available infrastructure capacity, and a trend toward smaller families have resulted in an increase of nearly 50,000 new housing units in Onondaga County since 1970, despite the stagnant regional population. Some of the new building activity is in response to changing family demographics, such as the aging population and smaller family and household sizes. However, when an excess of new housing is built at the edges of the urbanized area during a period of population stagnation, the result is decline and abandonment of the region's oldest stock, often in the center of the City and within traditional villages. The



ability for local and regional governments to sustain existing infrastructure and housing stock, while also adding infrastructure and services in new areas is limited, particularly those with older neighborhoods and infrastructure.

The suburbanization of both jobs and housing and the coming of age of the baby boomers have meant an annual growth in driving, road infrastructure, and traffic congestion for the last two decades. Low-density, single-use patterns of development in suburban and rural areas have limited the region's ability to offer transit service as a feasible alternative. Trends toward urban expansion have also resulted in increased flows at certain wastewater treatment plants and capacity constraints at some facilities. Infrastructure needs are compounded by the age of some of the County's infrastructure including the 100+ year old sewers in Syracuse and suburban roads built to farm to market standards. All these factors have necessitated the 2010 Development strategy to prioritize redevelopment, minimize the need for expanded infrastructure and to take maximum advantage of existing infrastructure and limited population growth.

## The Land Use Plan

The 2010 Development Guide allows this community to anticipate the extent and location of growth over the next twenty years. The plan considers the potential for further growth within the current service area of water and sewer lines, and anticipates only limited need for suburban growth beyond existing service areas. Desirable areas for growth have existing infrastructure capacity; the cost effectiveness of public expenditures to support growth should be related to economic development and job creation and the need for additional urban land.

The plan provides a means for coordinating land use decisions by thirty-five municipalities with County plans for infrastructure and fiscal stability. The plan outlines the implications of continued low density development patterns: costs for building and maintaining water, sewers and roads increase directly with required lot width, as does the cost of police, fire, emergency services and school busing. Mass transit is effectively precluded from low density towns by cost as well as trip times.

## Land Use Plan and the CIP

Capital Improvement Planning is one of the County's most useful tools for implementing the policies of the 2010 Development Guide. The CIP process provides an inventory of anticipated capital projects, prioritizes these according to need, provides cost estimates, and analyzes the community's financing capabilities. Finally, it provides a schedule of project execution that relates projects to one another (e.g. scheduling sewer and water lines prior to or concurrent with road work in a given right-of-way) and to financing requirements.

The plan and the capital program take into account revenue and real property tax base trends, outstanding debt, debt service trends and legal debt limits. The capital plan is a major means of communication between one government department and another, between the executive and legislative branches of County government, and between the County and the development community and local governments which must be able to plan for growth in relation to infrastructure improvements. The capital plan includes anticipated capital projects regardless of whether these projects will be financed from current tax revenues, borrowing or grants.

## 2014 - 2019 Capital Plan Priorities

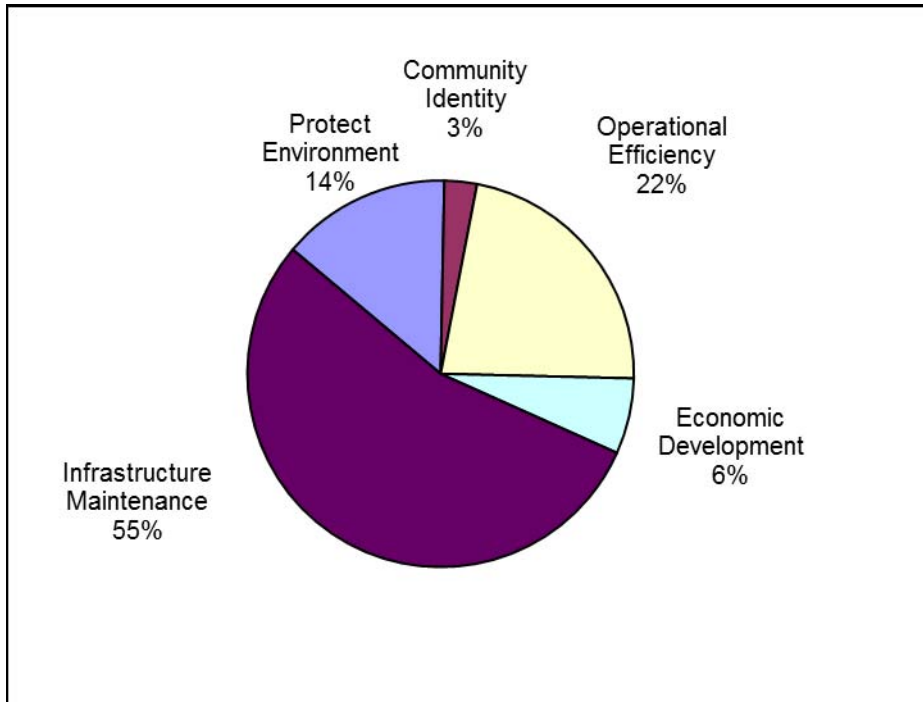
The 2014-2019 Capital Plan places high priority on projects that are consistent with the goals of the 2010 Development Guide. Most of our investments will be in the areas of Infrastructure maintenance, environmental protection, and Operational efficiency. Water supply and wastewater treatment projects account for 40% of the Capital Program. Mandated projects drive 32% of the proposed projects in this plan.

It should be noted that the Onondaga Lake project is now fully authorized. New wastewater treatment facilities and technologies will result in improved water quality in Onondaga Lake and the Seneca River system. The lake has become the focal point of large-scale private and public economic development projects, such as the Carousel Center, Inner Harbor redevelopment projects, William F. Walsh Transportation Center, the Alliance Bank Stadium and renovated Regional Market, as well as expanded recreation and tourism initiatives. The proposed capital project to complete the lake trail system complements redevelopment around the lake.

The highway program includes 10 capital construction projects through 2019 in various locations throughout the urban and suburban parts of the County. These projects represent reconstruction projects to address major rehabilitation of drainage and shoulders, and will enhance safety. None of these projects are designed to increase capacity.

The graph that follows illustrates the percentage breakdown of the 2014-2019 Capital Plan priorities.

**2014-2019  
CAPITAL PRIORITIES**



## **FUNDING SOURCES FOR CAPITAL PROJECTS**

Funding sources for capital projects have, for the most part, been a combination of cash, municipal borrowing, and state and/or federal aid. More specifically, the sources cited in this document are as follows:

### **Federal Monies**

Federal Aid (FED) - The financing of eligible projects through the use of Federal funds other than Federal Revenue sharing.

### **State Aid**

State Aid (STA) - The financing of eligible projects through the use of state funds.

### **Pay as You Go**

Cash on Hand (COH) - Direct financing available from either surplus monies from prior years' taxation, unneeded balances in existing capital accounts, or earnings on temporary investments.

County Tax Revenues (CTR) - The cash financing of Countywide, general fund supported projects by property taxes.

### **Debt**

#### **Authorized**

Countywide Authorized Borrowing (CAB) - The financing of a project by long or short-term borrowing that has been authorized by the County Legislature.

Special Districts Authorized Borrowing (DAB) - The financing of a project in a special district by long or short term borrowing that has been authorized by the County Legislature.

#### **To Be Authorized**

Countywide borrowing to be Authorized (CBA) - The financing of a project by long or short term borrowing that will require authorization by the County Legislature before the project can be undertaken.

Special Districts Borrowing to be Authorized (DBA) - Financing of a project in a special district by long or short term borrowing that will require authorization by the County Legislature before the project can be undertaken.

### **Other Sources**

Other (OTH) - The financing of projects from sources other than federal or state aid and not tax supported (i.e., private funds, fees).

### **Operating Funds**

Capital projects in this plan are managed in one of four separate operating funds. A fund is defined as an independent fiscal and accounting entity with a self-balancing set of accounts recording cash and/or other resources together with all related liabilities, obligations, reserves, and equities which are segregated for the purpose of carrying on specific activities or attaining certain objectives. All activities and obligations of each fund are carried out within that specific fund alone. The four funds are:

1. General Fund: The largest fund within the County, the general fund accounts for most of the County's financial resources. General fund revenues include property taxes, licenses and permits, local taxes, services charges, and other types of revenue such as federal and state aid. This fund usually includes most of the basic operating services, such as public safety, finance, data processing, parks and recreation, highway, and other direct operating support. (Unlike the special funds below, the Community College fund and Library fund do not have separate taxing ability and for presentation purposes are included in the general funds totals in this document. Borrowing for capital projects in these funds is done through the County general fund).

2. Van Duyn Extended Care Fund: This fund was established to service the operating needs of the Van Duyn Long Term Care Facility. Costs are funded by revenues in the fund and supplemented by local tax dollars. Capital costs are financed through borrowing and are reimbursed by Medicaid on a two-year lag.
3. Water Fund: The water fund was established to service the operations of the Metropolitan Water Board. Revenues raised through a combination of special district ad valorem levy and water sales revenues wholly support it. The cost of all system capital improvements undertaken since 1972 has been funded from the water sales revenue portion of this formula.
4. Water Environment Protection Fund: The Water Environment Protection fund (sewer fund), like the water fund, is a special district fund, established to service the operations of the Department of Water Environment Protection. This fund is wholly supported by revenues generated from a schedule of sewer rent charges, calculated in units, and assessed to service users of the Onondaga County Consolidated Sanitary District.

## **ONONDAGA COUNTY DEBT MANAGEMENT PLAN**

The primary component of Onondaga County's debt management practice is administrative review of capital projects and the related debt service costs by the County Executive and the Division of Management and Budget. All capital projects are reviewed not only as they relate to current capital needs, but also to optimize the County's fiscal ability to meet its future capital needs.

A major emphasis in the County's debt management practice is the pay-as-you go concept. For debt that has to be retired within five years, for capital expenditures of less than \$250,000, and capital projects that are annually recurring costs, the objective is to pay the capital cost using operating funds.

Additionally, the County has established the following policies to guide its management of debt:

1. Debt service costs paid through the General Fund will not exceed 5% of total General Fund Revenue.
2. The County's total net direct indebtedness will not exceed \$500 per capita or 1% of the full valuation of taxable property in the County.
3. Rapid pay down of debt will continue as a goal of the County's debt management policies, with a target of 65% of outstanding principal scheduled for retirement within ten years. This goal may be modified to reflect changes in the interest rate environment, which may argue for shorter or longer terms.

Local Finance Law prohibits the County from issuing debt in excess of the Debt Limit. The Debt Limit is defined as seven percent of the five-year average full valuation of Taxable Real Property within the County. The County's use of its constitutional debt limit is less than 15% of its total capacity.

Bond counsel and the County's fiscal advisors play an important role in the bond issuing process. These consultants are influential in reducing borrowing costs by advising the County on how best to structure a bond issue and when best to go to market. They assist in the preparation of the County's Official Statement, ensuring that it meets all legal requirements, as well as including relevant information to present the County's financial status and economic activities and comparisons. Additionally, they assist the County in the application for bond ratings, which provides investors with a symbol of credit quality that is easily recognized. Through careful fiscal planning and sound financial management, Onondaga County has earned the following ratings: Fitch – AAA, S&P – AA+, Moody's - Aa1.

## Debt Management - Department of Water Environment Protection

For 2014, the County Executive is continuing the commitment to the current debt management efforts. While taking advantage of the current favorable interest rates we also utilize resources in the Department's operating budget to fund recurring capital needs. The main components of the plan call for greater investment in preventive maintenance, rapid retirement of debt that is issued, and the strategic use of the Water Environment Protection (WEP) designated fund balance and reserve for bonded debt that was \$35.5 million and \$20.3 million, respectively, as of July 2013. Many WEP authorized projects have been financed through the New York State Environmental Facilities Corporation (EFC). The EFC's no-interest construction loans and subsidized-interest long-term bonds have eased the interest rates the Department pays. The County Executive is committed to continued optimization of funding sources for the implementation of the plan.

# FINANCIAL SUMMARIES

## Section 2





## **ESTIMATED DEBT SERVICE**

### **Borrowing Funds**

Several methods are available to finance capital improvement projects. Onondaga County, like most governmental units, borrows money in order to acquire land and equipment, construct buildings, and make renovations and improvements. The cost of these capital projects is normally financed by the issuance of debt obligations, which are then repaid over several years along with the interest incurred on the borrowings. An amount is included in the County's annual operating budget to make these payments, which is defined as debt service. This policy enables the cost of these capital assets to be borne by the present and future taxpayers receiving the benefit of the capital assets or improvements.

The use of debt to finance capital projects has several advantages. Among other things, it allows the County to obtain for current use a capital facility that would go beyond its capacity to finance on a pay-as-you-go basis. In addition, the flexibility associated with the repayment of bonds allows the County to smooth out its expenditure pattern over a period of several years. The manner in which principal payments are structured has a large cumulative effect on interest payments, cash flow, and subsequently the County's operating budget.

Estimated debt service schedules are prepared to illustrate the current outstanding debt and the fiscal impact of new capital project requests on future debt service. This serves as a fiscal tool integral to the capital improvement planning process. These schedules, as well as graphs depicting the projected debt service payments if all projects were authorized, can be found in the project description section, by fund, in this document. A debt service summary for all funds is combined on page 22 of this section.

In 2000, Onondaga County defeased \$10.7 million of debt using its fund balance. The County Legislature had passed a resolution in November 1999, which established a fund balance target of 10% of General Fund revenues. Any excess would be used to avoid or reduce debt and provide property tax relief. The defeasance had a benefit to taxpayers of \$11.7 million in 2000-2004. In August 2001, the County participated in a pooled financing with five other New York counties to sell its rights to the tobacco revenues guaranteed under the Master Tobacco Settlement Agreement with the four major tobacco companies. This resulted in defeasing \$95 million in Onondaga County General Obligation debt, lowering total debt service by \$130 million during the years 2002-2021. Again, in 2005, the County participated in another pooled financing with twenty-three other New York counties. With the proceeds, \$19.9 million of scheduled debt was defeased, benefiting the years 2007 – 2025. An additional \$11.6 million was set aside to finance energy saving initiatives, thereby avoiding debt. Taking advantage of the lowest interest-rate environment in forty years, the County refunded \$18.5 million of ten year old bonds in 2003, saving \$1.8 million through 2014. In 2007, \$8 million in cash was used to fund capital projects, avoiding debt and maintaining the County's 10% fund balance target. In 2009 and 2012, successful refunding issues resulted in savings of \$3.3 and \$1.9 million respectively. The County actively monitors its outstanding debt, reviewing candidates for refunding opportunities, which will provide a target NPV of 3% savings. In 2010, the County maximized its interest savings by issuing a mix of tax-exempt, Build America (35% interest subsidy) and Recovery Zone (45% interest subsidy) bonds. During the 2013 budget process, the Legislature passed a resolution committing \$5 million of fund balance to offset future debt service, \$2.5 million of which is being applied to the 2014 budget.

As evidenced on page 23, the County's net indebtedness is currently at 13.9% of its total borrowing capacity vs. 15.5% in April 2000.

### **Borrowing Criteria**

In general, the State Legislature has granted the power and defined the procedure for the County to issue debt by enactment of the Local Finance Law (Chapter 33-A of the Consolidated Laws of New York). One central requirement states that the duration of debt payments cannot exceed the Period of Probable Usefulness (PPU). The maximum number of years over which bonded debt payments may be scheduled is determined by Bond Counsel in accordance with specifications outlined in the Finance Law relative to the item for which the debt is

incurred (Ref. Paragraph A of Section 11 of the Local Finance Law; Paragraph C of Section 21 of the Local Finance Law).

Pursuant to the Local Finance Law, the Onondaga County Charter and the County Law, the County authorizes the issuance of bonds by the adoption of a bond resolution, which must be approved by at least two-thirds of the members of the County Legislature. Upon approval, the County Legislature delegates to the County's Chief Fiscal Officer the power to authorize and sell bond anticipation notes in anticipation of bonds. Each bond resolution authorizes the construction, acquisition or installation of the object or purpose to be financed, the plan of financing, the amount of money being borrowed, and the PPU, which is also the maximum maturity of the bonds subject to legal restrictions.

Within these bonding requirements, the County has considerable flexibility in its borrowing program by issuing two basic forms of debt instruments: Serial Bonds (bonds) and Bond Anticipation Notes (BANs). BANs, due to their short term duration, (one year or less, renewable up to four times, not to exceed the PPU) are used to facilitate those borrowings for projects that have a PPU of five years or less, or are relatively small in amount or otherwise inappropriate for long term borrowings. In addition, BANs allow the County the flexibility to convert BANs to Serial Bonds when interest rates are most beneficial for long term debt. Any adjustments in principal payments, whereby the intent is to schedule debt retirement in less than the mandated period, must be done while the debt is still in the form of BANs. Flexibility is lost once BANs are converted to serial bonds. There is an exception to the four-time renewal limitation on BANs for Special District borrowing for Sewer and Water. BANs may be renewed indefinitely for special districts as long as it does not violate the assigned PPU.

## Methodology

County departments' capital projects are organized alphabetically in this book. Each project includes a brief description, budget code (control) number, purpose, location, the cost summary and cash flow schedule for each of the years 2014 - 2019, the project detail, tentative financing plan, and status. Estimated debt service is calculated based on the cash flow schedule for those projects indicating the use of borrowing to finance the project in whole or in part.

Debt service for each capital project that anticipates borrowing has been calculated based on the following assumptions and calculations applied in projecting the payment schedules:

- 1) Interest rates are based on length and type of instrument used. While actual payments are determined by market conditions at the time of issuance, for planning purposes in this document, estimated payments were calculated using level debt payment schedules for a maximum of twenty years, at a 4% interest rate (certain Sewer fund estimated payments are calculated at 2.75% interest, anticipating the use of State revolving funds).
- 2) No principal payment is assumed in the first year.

## Market Factors Affecting Bonds

The market for Bonds and Notes is affected by a variety of factors, some of which are beyond the County's control. Adverse events or ratings downgrades at the Federal or State levels may occur, which could affect the market price of and the market for the Bonds and Notes. If a significant default or other financial crisis should occur in the affairs of the State or of any of its agencies or political subdivisions, it could impair the acceptability of obligations issued by borrowers within the State. Both the ability of Onondaga County to arrange for additional borrowings, and the market for and market value of outstanding debt obligations, including the Bonds and Notes, could be negatively affected.

*Financial Summaries*

**All Funds  
Debt Service Summary**

<i>Payments in (\$000's)</i>								
	2009	2010	2011	2012	2013	2014	2015	2016
<b>Principal &amp; Interest</b>								
<b><u>Scheduled Debt</u></b>	32,919	34,870	40,176	44,739	46,217	52,214	54,035	49,968
<b><u>Estimated Debt</u></b>								
<i>Authorized &amp; Unissued</i>	0	0	0	0	0	1,000	3,445	9,208
<i>Proposed Future Debt</i>	0	0	0	0	0	0	2,749	11,863
<b>Total</b>	<b>32,919</b>	<b>34,870</b>	<b>40,176</b>	<b>44,739</b>	<b>46,217</b>	<b>53,214</b>	<b>60,229</b>	<b>71,039</b>
	2017	2018	2019	2020	2021	2022	2023	2024
<b>Principal &amp; Interest</b>								
<b><u>Scheduled Debt</u></b>	48,614	46,781	42,776	39,156	37,236	33,846	32,362	28,824
<b><u>Estimated Debt</u></b>								
<i>Authorized &amp; Unissued</i>	12,697	15,869	18,084	18,106	17,963	17,963	17,963	17,963
<i>Proposed Future Debt</i>	22,060	29,916	34,210	36,238	35,752	34,123	32,646	31,269
<b>Total</b>	<b>83,371</b>	<b>92,566</b>	<b>95,070</b>	<b>93,500</b>	<b>90,951</b>	<b>85,932</b>	<b>82,971</b>	<b>78,056</b>
	2025	2026	2027	2028	2029	2030	2031	2032
<b>Principal &amp; Interest</b>								
<b><u>Scheduled Debt</u></b>	24,751	22,209	18,783	14,780	13,183	11,705	8,664	7,561
<b><u>Estimated Debt</u></b>								
<i>Authorized &amp; Unissued</i>	17,922	17,922	17,922	17,922	17,922	16,683	16,413	16,413
<i>Proposed Future Debt</i>	29,718	28,095	24,873	23,126	20,913	20,171	18,726	17,540
<b>Total</b>	<b>72,391</b>	<b>68,226</b>	<b>61,578</b>	<b>55,828</b>	<b>52,018</b>	<b>48,559</b>	<b>43,803</b>	<b>41,514</b>
	2033	2034	2035	2036	2037	2038	2039	TOTAL
<b>Principal &amp; Interest</b>								
<b><u>Scheduled Debt</u></b>	6,158	3,940	3,245	3,196	407	0	0	<b>604,394</b>
<b><u>Estimated Debt</u></b>								
<i>Authorized &amp; Unissued</i>	16,413	16,413	11,178	7,589	4,539	1,415	0	<b>346,927</b>
<i>Proposed Future Debt</i>	16,218	15,046	14,150	11,981	7,864	4,470	1,828	<b>525,545</b>
<b>Total</b>	<b>38,789</b>	<b>35,399</b>	<b>28,573</b>	<b>22,766</b>	<b>12,810</b>	<b>5,885</b>	<b>1,828</b>	<b>1,476,866</b>

### Debt Limits

Local Finance Law permits the County to issue General Obligation debt up to a statutory Debt Limit. The Statutory Debt Limit is seven percent of the five-year average full valuation of Taxable Real Property within the County. Total Net Indebtedness is calculated by adding the County's short and long-term debt and subtracting the legal exclusions. As of August 19, 2013 the County had utilized 13.94% of its Statutory Debt Limit, down from a high of 15.5% in the year 2000, due to the use of tobacco bond revenues to defease \$95 million of General Fund debt in 2001 and \$20 million in 2005. Should the entirety of the projects proposed in the 2014 CIP advance and the corresponding debt of \$41.1million be issued by the County in 2014 to fund said projects, this debt would represent 2.32% of the debt limit. If we consider the retired debt as well as exclusions in 2014 the net result for 2014 is an increase of 0.57% in indebtedness. The following table is the calculation of Total Net Indebtedness:

#### Calculation of Total Net Indebtedness

5-Year Average Full Valuation of Taxable Real Property	\$25,373,740,246
Debt Limit (7% of 5-year average) <b>(1)</b>	\$1,776,161,817

<u>Outstanding Indebtedness</u>	<u>Scheduled Debt as of Aug 19, 2013</u>	<u>Authorized and Unissued Debt</u>	<u>Proposed Debt for 2014</u>	<u>Total Debt as of Dec 31, 2014</u>
Bonds	\$500,030,863			
Bond Anticipation Notes	\$44,364,150			
Outstanding Gross Indebtedness	\$544,395,013	\$255,670,975	\$41,182,000	\$841,247,988
Less Exclusions (Sewer, Water, Defeased Debt)	(\$296,747,851)	(\$217,438,390)	(\$9,854,000)	(\$524,040,241)
Less Retired Debt			(\$21,151,832)	(\$21,151,832)
<b>Total Net Indebtedness</b>	<b>\$247,647,162</b>	<b>\$38,232,585</b>	\$10,176,168	\$296,055,915
Net Debt-Contracting Margin	\$1,528,514,655			\$1,480,105,902
Percentage of Debt-Contracting Power Exhausted	13.94%	2.15%	0.57%	16.67%

**(1)** The Debt Limit of the County is computed in accordance with the provisions of Article VIII of the State Constitution and Title 9 of article 2 of the Local Finance Law.

## CAPITAL PROJECT CLASSIFICATIONS

Capital projects are organized in this document by fund: General Fund, Water Fund, Van Duyn, and Sewer Fund. They are then classified according to a continuum of capital project development from idea to completion. This serves two purposes. The first purpose is to provide better control of the individual project proposals by providing a series of milestones, each with increasingly stringent standards for planning and financial data, to track the progress of each project. Second, the system provides a more accurate perspective of the overall progress of the CIP. The project development classifications are:

1. **Completed Projects:** Those capital projects previously scheduled that have been completed in the preceding year.
2. **Authorized Projects:** Those projects which have been authorized by the County Legislature and are in varying stages of progression, ranging from bonds being authorized but not yet issued to anticipated project completion in the current year.
3. **Proposed Projects:** Those projects at a sufficient level of development to be scheduled in the CIP for legislative consideration. Each proposed capital project in this document has received a Level of Development rating. The rating was determined by the development phase of the project as outlined in the project application. These ratings and their descriptions are as follows:
  - 1) **Advanced:** A project assigned an advanced rating is ready to be presented for Legislative authorization; the capital project application is complete and information is reliable.
  - 2) **Intermediate:** A project is assigned an intermediate rating when the problems and causes have been identified, possible alternative solutions have been examined, and a plan has been selected. An intermediate rating is also assigned to projects that have established or are in the process of establishing project scope, and/or maintenance and operations estimates.
  - 3) **Preliminary:** A project is assigned a preliminary rating when project definition is being established or an in-depth needs assessment is being conducted in order to determine any of the following: in-depth identifications, examination, selection and description or alternative solutions to the problem.

## PROJECT ACTIVITY BY DEPARTMENT

Department	Completed Projects	Authorized Projects	Proposed Projects	Fund
DEPARTMENT OF CORRECTIONS	4	0	1	General Fund
ELECTIONS BOARD	1	0	0	General Fund
EMERGENCY COMMUNICATIONS	9	7	7	General Fund
FACILITIES MANAGEMENT	8	6	11	General Fund
FINANCE DEPT	0	0	1	General Fund
HILLBROOK DETENTION HOME	1	0	0	General Fund
INFORMATION TECHNOLOGY	0	1	0	General Fund
METROPOLITAN WATER BOARD	1	2	1	Water
OFFICE OF ENVIRONMENT	0	0	1	General Fund
ONONDAGA COMMUNITY	22	10	9	Community College
ONONDAGA COUNTY PUBLIC	1	2	0	Library
PARKS & RECREATION DEPT.	2	4	6	General Fund
SHERIFF CUSTODY	1	0	1	General Fund
SHERIFF POLICE/CIVIL	1	0	1	General Fund
TRANSPORTATION	0	0	10	County Road
TRANSPORTATION	3	0	0	General Fund
VAN DUYN EXTENDED CARE	2	4	0	Van Duyn
WATER ENVIRONMENT	15	8	12	Drain & San
<b>Total</b>	<b>71</b>	<b>44</b>	<b>61</b>	

## PROPOSED CAPITAL PROJECT SUMMARY

The following is a list of proposed projects and their estimated six year cost broken down by fund (\$ in 000's)

### County Wide

Department	STATUS	PROJECT	2014 - 19 Total
<b>General Fund</b>			
DEPARTMENT OF CORRECTIONS			
	<b>new</b>	Dog Kennel Construction	350
		Subtotal	\$ 350
EMERGENCY COMMUNICATIONS			
		Computer Aided Dispatch (CAD) System Hardware Refresh	928
		E9-1-1 Center Facility Rehabilitation	100
	<b>new</b>	E9-1-1 Main Center HVAC System Replacement	2,439
	<b>new</b>	Replacement of Mobile Data Communications Network (MDCN) Infrastructure	6,522
		Replacement of Voice Recorder Systems	424
		Telephone System Replacement/Migration to Next Generation 9-1-1 (NG9-1-1)	3,182
		Trunked Land Mobile Radio Network Analog Back-up System	1,352
		Subtotal	\$ 14,947
FACILITIES MANAGEMENT			
	<b>new</b>	Carnegie Library Rehabilitation	3,420
		Civic Center Office and Masonry Improvements	2,100
		Civic Center Re-roof	2,467
		Community Plaza Garage	2,850
		Courthouse - HVAC Renovations	10,400
	<b>new</b>	Demolition of North Area Maintenance Facility (NAMF)	3,000
		Downtown Campus Priority Capital Improvements	8,875
		Edward Kochian County Office Building Rehab./Renovation	1,275
	<b>new</b>	Micro turbine Generation	800
		Oncenter Rehabilitations	3,000
		Remodeling TA Intake	2,503
		Subtotal	\$ 40,690
FINANCE DEPT			
	<b>new</b>	Tax Collection and Delinquency Software	600
		Subtotal	\$ 600
OFFICE OF ENVIRONMENT			
	<b>new</b>	Ash Tree Management	2,000
		Subtotal	\$ 2,000
PARKS & RECREATION DEPT.			
		Carpenters Brook Fish Hatchery Reevaluation and Redesign	10,000
		Highland Forest Parking Improvements	1,000
		Lights on the Lake Storage Facility	315
		Park Buildings	500
		Park Improvements/Willow Bay	2,700
		Park Roads, Parking Areas, and Trail Paving	2,850
		Subtotal	\$ 17,365
SHERIFF CUSTODY			
		Behavioral Health Unit at the Justice Center	10,000
		Subtotal	\$ 10,000
SHERIFF POLICE/CIVIL			
		Special Operations Facility Replacement	3,350
		Subtotal	\$ 3,350
<b>General Fund</b>			
<b>General Fund Total</b>			<b>\$ 89,302</b>

*Financial Summaries*

**County Wide**

Department	STATUS	PROJECT	2014 - 19 Total
------------	--------	---------	-----------------

**Community College**

ONONDAGA COMMUNITY COLLEGE

<b>new</b>	Allyn Hall Upgrades and Improvements		2,971
<b>new</b>	Completion of Renovation of Ferrante Hall		12,435
<b>new</b>	Coulter Library Building Renovation		29,991
<b>new</b>	Elevator Replacement and Upgrades/ Protection of the Campus E-mail and Phone Servers		6,507
<b>new</b>	Infrastructure - Campus Wide		13,333
<b>new</b>	OCC Inner-harbor Campus Extension		15,000
<b>new</b>	Renovation of Service and Maintenance Building		707
<b>new</b>	Site Improvements		4,264
<b>new</b>	Student Center Renovation and Redesign		7,278

	<b>Community College Total</b>		<b>\$ 92,486</b>
--	--------------------------------	--	------------------

**County Road**

TRANSPORTATION

	Bituminous Surface Treatment		3,545
	Bridges		13,992
	Capital Highway Construction		32,649
	Caughdenoy Road / NYS Route 31 Road Improvements		4,120
	Cold Mix Bituminous Paving		21,631
	Guide Rail		2,972
	Repaving Program (Hot Mix Bituminous)		39,622
	Replacement of North Area and Camillus Highway Maintenance Facilities		16,942
	Testing, Drainage and Facilities Repair		4,220
	Traffic Systems Management		1,920

	<b>County Road Total</b>		<b>\$ 141,613</b>
--	--------------------------	--	-------------------

	<b>County Wide Total</b>		<b>\$ 323,401</b>
--	--------------------------	--	-------------------

**Special Funds**

Department	STATUS	PROJECT	2014 - 19 Total
------------	--------	---------	-----------------

**Drain & San**

WATER ENVIRONMENT PROTECTION

	Baldwinsville Seneca Knolls WWTP Rehabilitation Project		13,409
<b>new</b>	Bloody Brook Drainage District Culvert Replacement Project		250
	Brewerton WWTP Improvements		5,147
<b>new</b>	Burnet Ave. Demolition (Bear Trap Ley Creek Drainage District)		500
	Energy Efficiency Improvements/Performance Contracting/Power Purchase Agreement		20,000
<b>new</b>	Hiawatha Trunk Sewer Rehabilitation Project		3,800
	Ley Creek Pump Station		4,700
	Metro WWTP Phosphorus Treatment System Optimization		11,368
	Oneida Lake PS		13,500
	Sustainability Pays (Suburban Green Infrastructure Improvements)		12,000
	Wastewater Transportation System Improvements		102,297
	White Pine (formerly Clay) Industrial Park (force main)		5,614

	<b>Drain &amp; San Total</b>		<b>\$ 192,585</b>
--	------------------------------	--	-------------------

**Water**

METROPOLITAN WATER BOARD

	<b>new</b>	Water Treatment Plant Comprehensive Improvements	20,200
--	------------	--	--------

	<b>Water Total</b>		<b>\$ 20,200</b>
--	--------------------	--	------------------

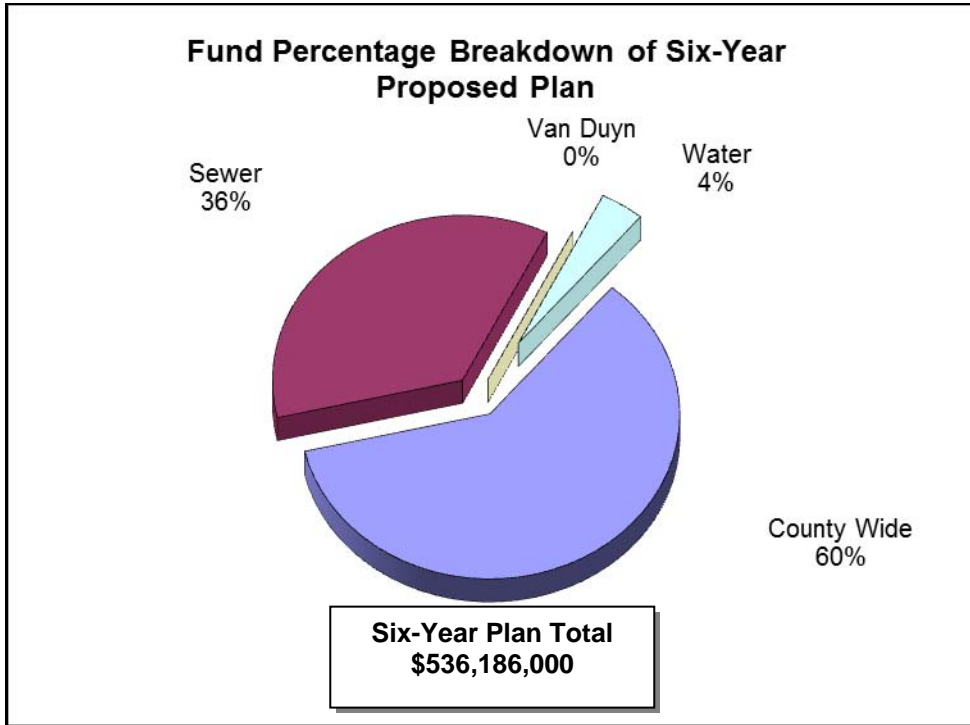
	<b>Special Funds Total</b>		<b>\$ 212,785</b>
--	----------------------------	--	-------------------

	<b>Grand Total</b>		<b>\$ 536,186</b>
--	--------------------	--	-------------------

*Financial Summaries*

---

Out of the 61 projects proposed in this plan, 48 are in the County Wide Funds, and they account for 60% of the costs, as illustrated by the graph below.





## MANDATES

Of the \$536,186,000 in proposed projects, 32% are the result of environmental and other mandates established by either Federal or State law. These are projects that the County is compelled to do by legal requirement, and in some cases, as a result of court order. Failure to place a high priority on projects addressing mandated requirements could result in fines, license restrictions, and loss of aid. Within the confines and challenges that mandates have placed on the County's capital planning efforts, 68% of this plan's proposal focuses on non-mandated infrastructure maintenance, operational efficiency, environmental protection, community identity, and economic development in an effort to preserve existing assets and enhance growth and development opportunities in the County.



## PROPOSED FUNDING SOURCES

To achieve a balanced program that effectively serves the community's needs, careful attention must be given to the methods or sources of funding for capital projects. Customarily, projects are funded through the issuance of debt, cash capital, federal and state aid, and to a lesser degree other sources such as private donations, fees, etc. Projects that benefit present and future taxpayers are generally financed through the issuance of debt so as to more fairly spread the cost. Cash capital is the preferred method of financing for smaller projects, and more importantly, recurring or maintenance related projects. Federal and state aid is sought for any appropriate project, as well as alternate sources of funding such as donations and fees. To the extent that a municipality carefully plans for the strategic use of these various funding sources, taxpayer dollars will realize maximum effectiveness. The chart below shows the anticipated sources of funding for the proposed projects in this plan, by fund and for all funds combined. The following page shows the impact of the County's effort to address the issue of financing sources in the general fund and other funds.

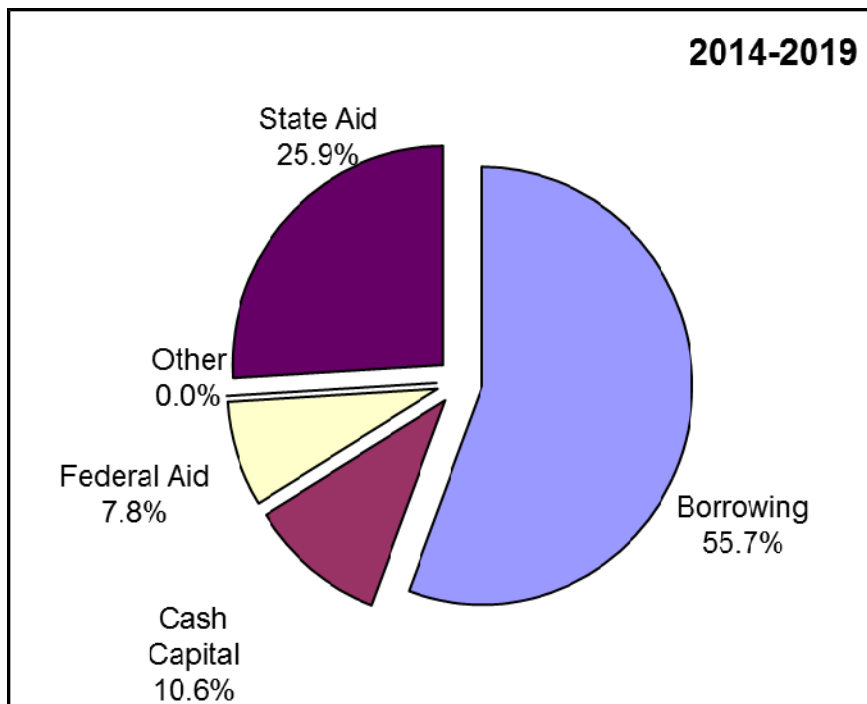
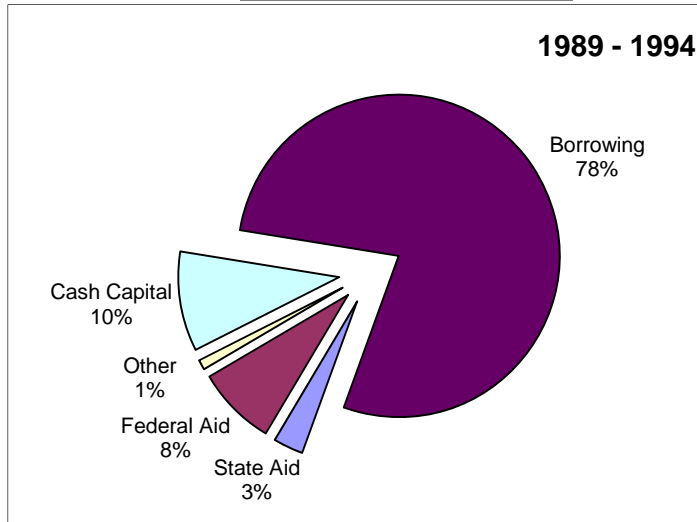
## FUNDING SOURCES OF PROPOSED PROJECTS

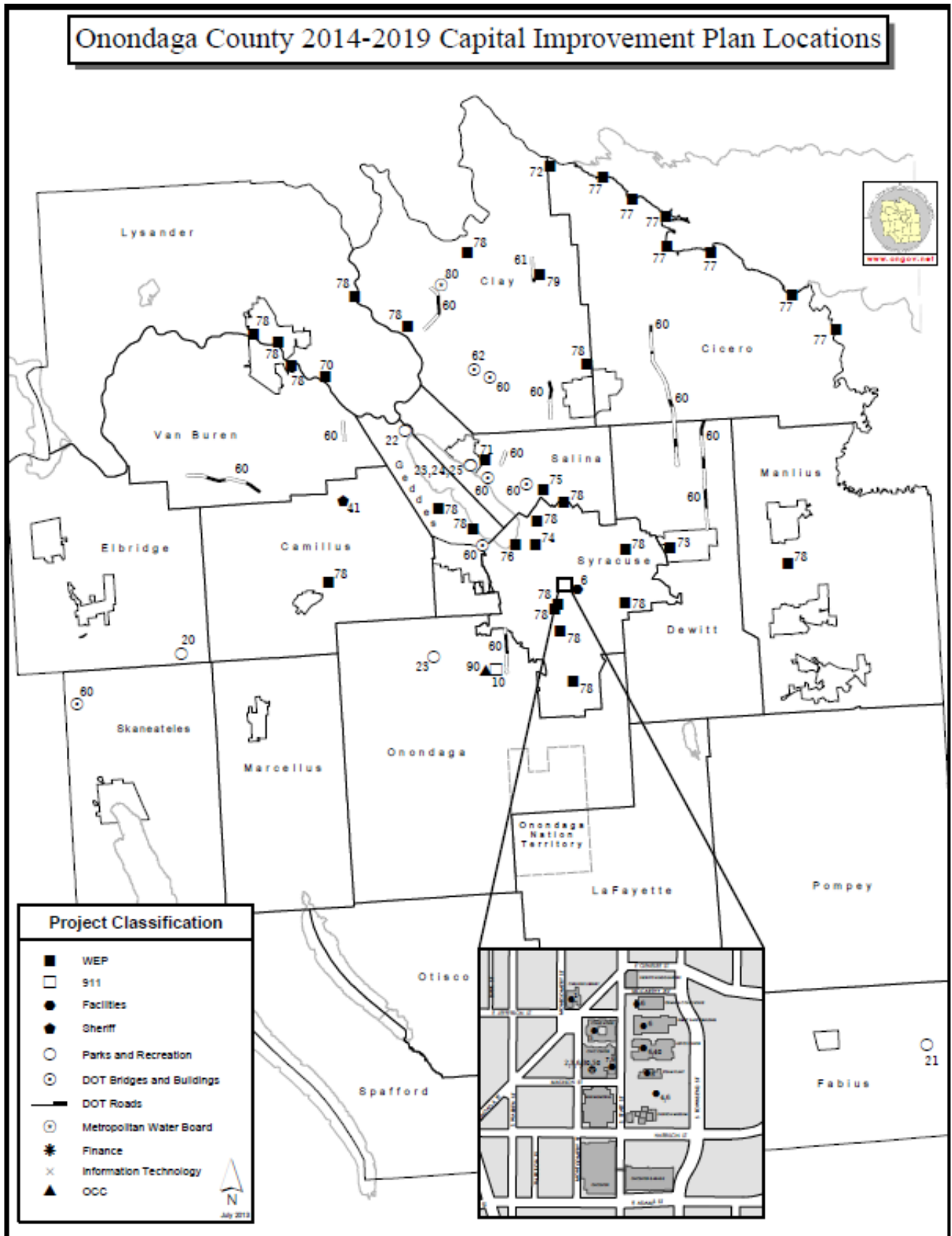
<b>County Wide</b>	<b>2014</b>	<b>2015</b>	<b>2016</b>	<b>2017</b>	<b>2018</b>	<b>2019</b>	<b>6yr Total</b>
<b>General Fund</b>							
Pay As You Go	500	850	1,000	1,000	1,000	1,000	5,350
Authorized Borrowing	500	500					1,000
Borrowing to be Authorized	7,740	35,342	9,504	19,069	5,428	5,500	82,583
State Aid	369						369
<b>SUB TOTALS</b>	<b>\$9,109</b>	<b>\$36,692</b>	<b>\$10,504</b>	<b>\$20,069</b>	<b>\$6,428</b>	<b>\$6,500</b>	<b>\$89,302</b>
<b>County Road</b>							
Pay As You Go	1,500	1,500	3,700	5,900	8,100	8,100	28,800
Borrowing to be Authorized	23,088	11,574	5,800	4,600	2,400	2,400	49,862
Federal Aid	4,144	9,936	3,440	7,800			25,320
State Aid	5,708	7,315	6,225	7,103	5,640	5,640	37,631
<b>SUB TOTALS</b>	<b>\$34,440</b>	<b>\$30,325</b>	<b>\$19,165</b>	<b>\$25,403</b>	<b>\$16,140</b>	<b>\$16,140</b>	<b>\$141,613</b>
<b>Community College</b>							
Borrowing to be Authorized		20,501	17,240	8,826			46,567
State Aid		20,168	16,980	8,771			45,919
<b>SUB TOTALS</b>		<b>\$40,669</b>	<b>\$34,220</b>	<b>\$17,597</b>			<b>\$92,486</b>
<b>County Wide TOTALS</b>	<b>\$43,549</b>	<b>\$107,686</b>	<b>\$63,889</b>	<b>\$63,069</b>	<b>\$22,568</b>	<b>\$22,640</b>	<b>\$323,401</b>
<b>Special Funds</b>							
<b>Water</b>							
Borrowing to be Authorized		1,700	10,000	8,500			20,200
<b>SUB TOTALS</b>		<b>\$1,700</b>	<b>\$10,000</b>	<b>\$8,500</b>			<b>\$20,200</b>
<b>Drain &amp; San</b>							
Pay As You Go	6,000	5,245	5,252	5,304	5,200	5,550	33,316
Borrowing to be Authorized	9,854	37,480	40,917	33,125	18,458	16,700	156,534
State Aid		3,500					3,500
<b>SUB TOTALS</b>	<b>\$15,854</b>	<b>\$46,225</b>	<b>\$46,169</b>	<b>\$38,429</b>	<b>\$23,658</b>	<b>\$22,250</b>	<b>\$192,585</b>
<b>Special Funds TOTALS</b>	<b>\$15,854</b>	<b>\$47,925</b>	<b>\$56,169</b>	<b>\$46,929</b>	<b>\$23,658</b>	<b>\$22,250</b>	<b>\$212,785</b>
<b>GRAND TOTAL</b>	<b>\$59,403</b>	<b>\$155,611</b>	<b>\$120,058</b>	<b>\$109,998</b>	<b>\$46,226</b>	<b>\$44,890</b>	<b>\$536,186</b>

## Financial Summaries

Recognizing national trends and growing mandate requirements, the County is continuously examining its financing strategies. The goal has been to reduce debt issuance when possible, saving taxpayer dollars and maximizing other resources without compromising the commitment to preserving existing assets and stimulating growth and development. This has resulted in far fewer dollars being spent on interest costs for general fund supported projects. This is illustrated in the comparison of the two graphs below, one depicting the funding source percentages for general fund projects in the current plan, and the other depicting those sources for the 1989-1994 Capital Plan. You will note that the 1989 plan anticipated funding 78% of the general fund proposed project costs through borrowing, while the current plan calls for 55.6% funding through borrowing.

General Fund  
Funding Sources  
Percentage Comparison





**FACILITIES MANAGEMENT**

- 1. Carnegie Library Rehabilitation
- 2. Civic Center Office and Masonry Improvements
- 3. Civic Center Re-roof
- 4. Community Plaza Garage
- 5. Court House - HVAC Renovations
- 6. Downtown Campus Various Capital Improvements
- 7. Edward Kochian County Office Building Rehab./Renovation
- 8. Micro Turbine Generation
- 9. Remodeling TA Intake

**E-911**

- 10. Computer Aided Dispatch (CAD) System Hardware Refresh
- 10. E-911 Center Facility Rehabilitation
- 10. E-911 Main Center HVAC System Replacement
- 10. Pictometry Aerial Oblique Photography Refresh
- 10. Replacement of Mobile Data Communications Network (MDCN) Infrastructure
- 10. Replacement of Voice Recorder Systems
- 10. Telephone System Replacement/Migration to Next Generation 911 (NG911)
- 10. Trunked Land Mobile Radio Network Analog Back-up System

**PARKS AND RECREATION**

- 20. Carpenters Brook Fish Hatchery Reevaluation and Redesign
- 21. Highland Forest Parking Improvements
- 22. Lights on the Lake Storage Facility
- 23. Park Buildings
- 24. Park Improvements/Willow Bay
- 25. Park Roads, Parking Areas, and Trail Paving

**INFORMATION TECHNOLOGY**

- 30. E-Mail Archiving/E-Discovery

**SHERIFF CUSTODY**

- 40. Behavioral Health Unit at the Justice Center

**SHERIFF CIVIL**

- 41. Special Operations Facility Replacement

**FINANCE**

- 50. Tax Collection and Delinquency Software

**TRANSPORTATION**

- 60. Capital Highway Construction
- 61. Caughdenoy Road/NYS Route 31 Road Improvements
- 62. Replacement of North Area and Camillus Highway Maintenance Facilities

**WATER ENVIRONMENT PROTECTION**

- 70. Baldwinsville-Seneca Knolls WWTP Rehabilitation Project
- 71. Bloody Brook Drainage District Culvert Replacement Project
- 72. Brewerton WWTP Improvements
- 73. Burnet Ave Demolition (Bear Trap Ley Creek Drainage District)
- 74. Hiawatha Trunk Sewer Rehabilitation Project
- 75. Ley Creek Pump Station
- 76. Metro WWTP Phosphorous Treatment System Optimization
- 77. Oneida Lake PS
- 78. Wastewater Transportation System Improvements
- 79. White Pine Industrial Park (force main)

**METROPOLITAN WATER BOARD**

- 80. Water Treatment Plant Comprehensive Improvements

**ONONDAGA COMMUNITY COLLEGE**

- 90. Allyn Hall Upgrades and Improvements
- 90. Completion of Renovation of Ferrante Hall
- 90. Coulter Library Building Renovation
- 90. Elevator Replacement and Upgrades/Protection of the Campus E-mail and Phone Servers
- 90. Infrastructure - Campus Wide
- 90. Renovation of Service and Maintenance Building
- 90. Site Improvements
- 90. Student Center Renovation and Redesign



# CAPITAL PROJECTS

## Section 3

### COUNTYWIDE FUNDS

GENERAL

COMMUNITY COLLEGE

COUNTY ROADS

### SPECIAL FUNDS

WATER DISTRICT

SEWER DISTRICT



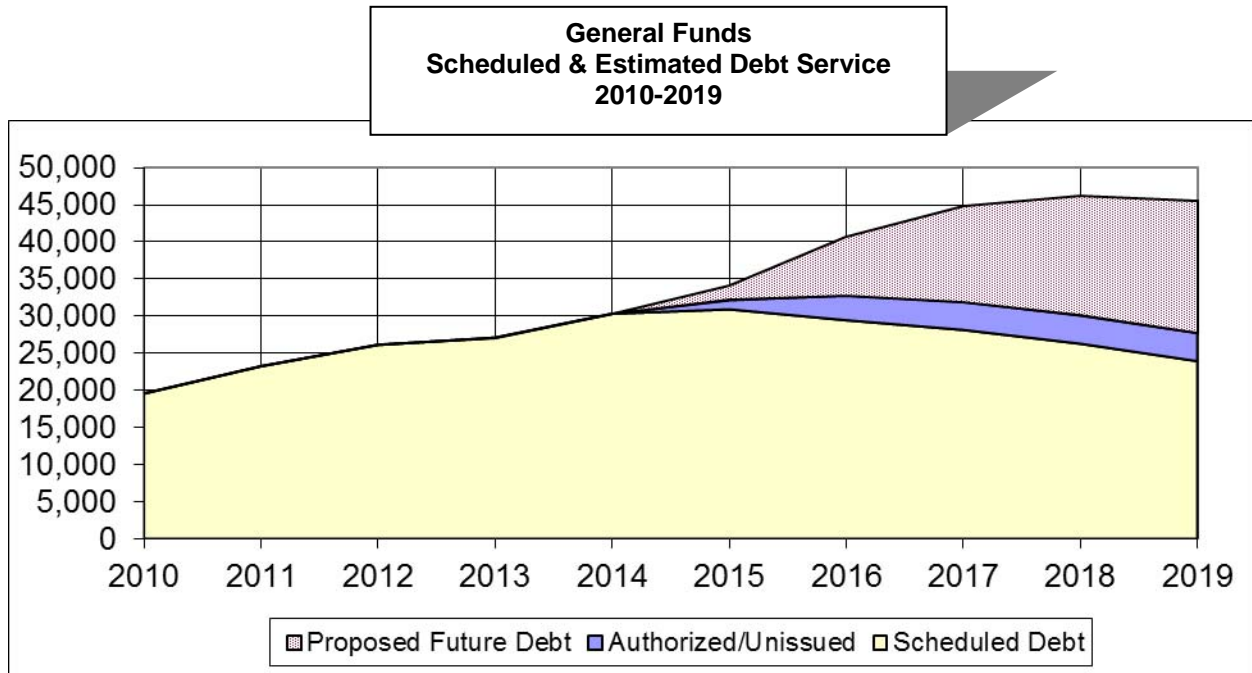


## COUNTYWIDE CAPITAL PROJECTS

Capital projects are organized into two sections: Countywide projects that include the General Funds, the Library Fund, and the Community College Fund; and Special Funds, which are the Van Duyn Fund, the Water Fund and the Sewer Fund. All projects require the recommendation of the County Executive and the authorization of the County Legislature. The Countywide fund projects address most of the basic operating services such as public safety, finance, data processing, parks and recreation, highway, and other direct operating services. Debt service for borrowing associated with these capital projects is an operating budget expense supported primarily by the property tax levy and sales tax revenues. As discussed in previous sections, the County has placed a high priority on maximizing the use of taxpayer dollars through judicious use of debt issuance.

Unlike the Countywide projects, projects initiated through the Special Funds departments are supported by revenues raised within those individual funds. They do not rely on financial support from the general property tax levy.

Below is a graph depicting scheduled debt service supported by the general fund as well as estimated debt service for projects that have been authorized by the County Legislature but debt has not yet been issued, and estimated debt service for the proposed projects that follow in this section. Borrowing for the Community College and the County Library is included in general fund borrowing. Special funds borrowing is not included.



A debt service summary associated with the graph above can be found on the next page, followed by summary information of the currently authorized projects. Following the authorized project information, is information on proposed future projects to be supported by the general funds, beginning with a summary of projects and estimated six year expenses, then a breakdown of the proposed source of funds for these projects and the estimated debt service for these projects that will require part or whole funding with borrowed funds. The estimated debt service for these projects is shown in the graph above. The same information is presented for the special funds.

*Countywide Funds*

**General Funds  
Debt Service Summary**

<i>Payments in (\$000's)</i>								
	2009	2010	2011	2012	2013	2014	2015	2016
<b>Principal &amp; Interest</b>								
<b><u>Scheduled Debt</u></b>	18,840	19,565	23,252	26,127	27,105	30,329	30,927	29,451
<b><u>Estimated Debt</u></b>								
<i>Authorized &amp; Unissued</i>	0	0	0	0	0	0	1,201	3,350
<i>Proposed Future Debt</i>	0	0	0	0	0	0	2,084	7,881
<b>Total</b>	<b>18,840</b>	<b>19,565</b>	<b>23,252</b>	<b>26,127</b>	<b>27,105</b>	<b>30,329</b>	<b>34,212</b>	<b>40,682</b>
	2017	2018	2019	2020	2021	2022	2023	2024
<b>Principal &amp; Interest</b>								
<b><u>Scheduled Debt</u></b>	28,144	26,286	23,938	20,685	19,879	16,776	15,838	13,116
<b><u>Estimated Debt</u></b>								
<i>Authorized &amp; Unissued</i>	3,792	3,792	3,792	3,074	2,931	2,931	2,931	2,931
<i>Proposed Future Debt</i>	12,879	16,137	17,790	18,302	17,929	17,207	16,620	16,112
<b>Total</b>	<b>44,815</b>	<b>46,215</b>	<b>45,520</b>	<b>42,061</b>	<b>40,739</b>	<b>36,914</b>	<b>35,389</b>	<b>32,159</b>
	2025	2026	2027	2028	2029	2030	2031	2032
<b>Principal &amp; Interest</b>								
<b><u>Scheduled Debt</u></b>	10,921	8,954	6,572	4,666	4,064	3,027	984	951
<b><u>Estimated Debt</u></b>								
<i>Authorized &amp; Unissued</i>	2,890	2,890	2,890	2,890	2,890	1,651	1,381	1,381
<i>Proposed Future Debt</i>	15,414	14,828	12,862	11,986	10,619	10,202	9,082	8,220
<b>Total</b>	<b>29,225</b>	<b>26,672</b>	<b>22,324</b>	<b>19,542</b>	<b>17,573</b>	<b>14,880</b>	<b>11,447</b>	<b>10,552</b>
	2033	2034	2035	2036	2037	2038	2039	TOTAL
<b>Principal &amp; Interest</b>								
<b><u>Scheduled Debt</u></b>	296	0	0	0	0	0	0	<b>295,804</b>
<b><u>Estimated Debt</u></b>								
<i>Authorized &amp; Unissued</i>	1,381	1,381	357	0	0	0	0	<b>52,707</b>
<i>Proposed Future Debt</i>	7,222	6,376	5,803	4,253	1,880	930	166	<b>262,784</b>
<b>Total</b>	<b>8,899</b>	<b>7,757</b>	<b>6,160</b>	<b>4,253</b>	<b>1,880</b>	<b>930</b>	<b>166</b>	<b>611,295</b>

## AUTHORIZED PROJECTS

Currently there are several Countywide Capital Projects that have been authorized by the County Legislature and are in varying stages of development, ranging from funds being authorized but not yet issued to projects anticipated to be completed in 2013. A brief summary of most of them follows.

### EMERGENCY COMMUNICATIONS

#### **Computer Aided Dispatch (CAD) System Refresh**

Project On-going

This project funds a refresh of Onondaga County's current Computer Aided Dispatch (CAD) system, which was installed in 2007. These computer workstations and servers were over 5 years old in 2012 and beyond their recommended lifecycle. This entails the scheduled refresh of computer hardware and the implementation of necessary software updates. This is critical to the reliability of dispatch operations. In April 2012 the contract with Intergraph, the CAD System vendor, was executed. We are currently working with Intergraph and other vendors to establish an installation date for the refreshed system.

#### **E9-1-1 Center Console Furniture Replacement**

Project On-going

In June 4, 2013, by resolution # 91, the County Legislature authorized borrowing of \$648,840 to replace thirty-six call taking, dispatch, and training room console furniture workstations that were installed in 2003 and are not compliant with the most recent computer workstation standards. This replacement will take place simultaneously with the installation of the radio system replacement to minimize operational interruption. Communications console furniture is in use 24 hours a day, 7 days a week. This work will start and be completed by the end of 2013.

#### **Onondaga County Interoperable Communications System (OCICS)**

Project On-going

Police, fire, and emergency medical service agencies in Onondaga County were operating with outdated equipment on different radio systems using various frequencies. This made communication between public safety agencies difficult. Additionally, other local government agencies operated on their own radio systems, which were incompatible with each other. In a major emergency, such as a weapon of mass destruction event, communication between crucial government agencies would have been very difficult. This project replaced the various radio systems used countywide with a single system with interoperability. This enables agencies to better communicate with each other and to better serve the public. The OCICS system became operational in February 2010. Various entities were integrated into the system over the course of the next eighteen months. We are currently fine-tuning the system to ensure that it is operating at maximum capability.

#### **Radio Tower & Property Rehabilitation**

Project On-going

This project will fund the necessary refurbishing of selected 9-1-1 Center remote tower sites. This will include replacement of security fencing, upgrade of the IP remote video/audio monitoring system, installation of proximity detection, replacing roofs, siding, and doors as well as replacing the HVAC system at the Pompey legacy site to increase energy efficiency. We will also add quick generator connect "Jones Plugs" at all sites to allow emergency hook up of a portable generator in the event of a catastrophic generator failure.

#### **Replace E9-1-1 Radio Consoles**

Project On-going

In April 4, 2013, by resolution # 049, the County Legislature accepted \$4,959,000 in NY State grant funds to replace twenty-three Motorola Gold Elite radio consoles including integrated radio recorders at the E9-1-1 Center, and twelve Motorola Gold Elite radio consoles including integrated radio recorders at the E9-1-1 back-up site. Consoles and associated back room equipment are computer based and were originally installed in 2003 (Main Center) and 2005 (back-up site), and are not fully compatible with future functionality improvements. The work will start and be completed by the end of 2013.

### **Replacement of Cooling Tower & Computer Room Cooling**

Project On-going

The E9-1-1 Center computer room is currently cooled by two 5-ton cooling units designed to be operated in main and alternate configuration. The air conditioners cannot adequately keep up during hot weather and there is no headroom in the event that one fails. It is necessary to protect critical public safety computer systems by replacing the cooling units with two 12-ton units that can be operated in main/alternate configuration. These new cooling units will be independent of the building's cooling tower. A catastrophic failure of the cooling tower would likely result in the evacuation of the E9-1-1 Center and possible shut down of critical computer equipment.

## **FACILITIES MANAGEMENT**

### **Civic Center Windows Systems Replacement**

Project On-going

In October 2011 the County Legislature approved \$7,000,000 to fund this project, which will replace the existing thirty-six year old deteriorated, failed, and damaged window wall system, single pane glazing and integral components in the John H. Mulroy Civic Center Office Tower with a new double pane glazing system with a forty-plus year life expectancy. This new system will provide an energy savings payback estimated to be less over fifteen to twenty years (the payback is tied to the cost of natural gas and electricity and the savings would be realized at the DH&C plant). The project has been awarded and scheduling of the project has begun.

### **Community Plaza and Walks Renovations**

Project On-going

The Community Plaza, Bernthal Way, and the walks around the Everson Museum are all aged and have only received minor maintenance over the last ten years. The reflecting pool has had several minor repairs that have proven temporary in nature. Many of the walks are settled and/or heaved and severely cracked and uneven, leading to significant liability for both the County and the Everson Museum. These issues and concerns will be addressed with this project, making the Community Plaza and Everson Museum areas more accessible to the public. The study for the project is complete and we expect to begin implementing it in late fall 2013.

### **Courthouse Sidewall Copper Flashing Replacement**

Project On-going

New copper flashing has been installed and has been successful on the north elevation of the building. With this proven success, the Department of Facilities will continue to replace the existing, out dated flashing to complete the repairs specified with this project. We expect to bid this work in September and have the project performed between early October and early December of this year.

### **Elevator Modernization - Public Safety Building**

Project On-going

Under this project, the elevators in the Public Safety Building will be modernized. The modernized or upgraded elevators will receive new, state of the art control systems; the sophistication of the control system as applied to each elevator will depend on the specific purpose and traffic assignment of each elevator. Modernization of the elevators will include replacement of most existing elevator components with new equipment. Some existing items, such as elevator rails and hoist machines, may be retained if in sound and true condition. The elevators will receive remedial repair work that will upgrade them to the level necessary in order to maintain their compliance with all codes, and to minimize future repair and maintenance costs. The City of Syracuse is 61% owner of the Public Safety Building and is responsible for 61% of the capital improvement costs on this project. The County of Onondaga has the initial maintenance responsibility and 39% of capital improvement costs. We are at 100% of the acquisition of material and at about 50% complete in labor. We expect the project completion in early September. The project is currently on schedule and on budget.

### **Justice Center Roof Replacement**

Project On-going

The Onondaga County Justice Center is sixteen years old. The original roof, a Firestone single ply ballasted membrane, has a life expectancy of ten years and is warranted by the manufacturer for that time. The roof system was selected during the "value engineering" phase of the design process to cut construction costs. The warranty expired on November 11, 2004. The roof membrane is weather worn and has shrunk considerably. We experience almost constant leaks and repair costs continue to rise as they become more complex.

This project will allow for the replacement of the roof with a design that will last longer and provide a "green" roofing

solution. For budgeting, we estimate 50,000 square feet of roofing at an average cost of \$20 per square foot. This includes all removals and disposal of old roofing with the exception of the stone ballast, which we propose to re-use if required. This project has begun, with completion expected in early October.

### **OnCenter Complex Infrastructure and Facility Improvements**

Project On-going

This project is part of a much larger scope of work designed to meet the current technological, aesthetic, functional, and spatial needs of a modern convention center/theater complex. The focus of this project at the War Memorial is to replace the roof, replace worn and outdated telescopic seating, and create new locker rooms and repair deteriorating concrete floors. At the Civic Center Crouse Hinds Theatre we will provide a new ADA compliant elevator and address some of the aging mechanics related to the stage lift and the acoustic ceiling/eyebrow over the main stage.

## **ONONDAGA COMMUNITY COLLEGE**

### **Athletic Fields**

Project On-going

Construction of a baseball and softball field complex to meet the needs of Onondaga's athletic teams, as well as the community is underway. The complex will have artificial turf fields designed to accommodate baseball and softball events as well as act as a multi-use surface for other activities. The fields will be part of a "complex" with a common entranceway, restroom facilities, and concession area. Construction on the complex has begun.

### **Campus Wide Energy Projects**

Project On-going

Various upgrades across campus will take place to enhance performance and energy efficiency within our facilities. Design work has been completed on Boiler upgrades/replacements and the work is anticipated to commence over the summer 2013.

### **Ferrante Addition and Gordon Student Center Renovation**

Project On-going

This project consists of construction of a new academic building to provide additional classroom and training spaces for growing program areas that cannot be accommodated in existing buildings due to capacity constraints. This new building will house one of the college's signature programs and will help enhance the student experience, as well as provide space for college and community cultural events. This project will also advance the college's efforts to streamline operations and achieve greater efficiencies. The building is expected to be operational for the Fall 2013 semester.

### **Mawhinney Hall Renovations**

Project On-going

Renovation on Mawhinney Hall included renovated classrooms, multiple faculty and program area office suites, a number of restroom renovations, the upgrade of two elevators, and the addition of classroom space in what were previously administrative offices. This project also redesigned the first floor area into additional student gathering/study space and retail area for the distribution of meals and various supplies. This project is close to completion with only small aspects still outstanding.

### **Onondaga Arena and Sports Complex**

Project On-going

Construction of the lacrosse/soccer synthetic field with grandstand seating for approximately 2,000 was completed and the field is now in use for both college and community contests. Construction of a new Arena and the renovation of the existing Health & Physical Education building (now Allyn Hall) are nearly complete. Renovation of the college's fitness center and a number of classrooms in Allyn Hall has greatly increased the value of the health and wellness experience on campus. This project also included the addition of a new building housing a six lane 200 meter track, pole vault pits, long jump areas, three multi-use courts, removable basketball floor, additional locker rooms and multi-use classroom areas. Substantial completion of this project was attained as of December 2011. Project closeout and finalization is on going.

### **Other Improvements - Technology and Administrative Offices**

Project On-going

This project involves on-going initiatives to address administrative office needs and expand computer labs, update Smart classrooms, and provide adequate training facilities for both internal and external usage.

### **Relocate Administrative Offices**

Project Completed

This project was essentially completed in summer 2009. Additional classroom space was secured to accommodate enrollment growth. Co-locating related administrative offices improves operational efficiency and strengthens collaboration. Punch list items are being worked on at this time.

### **Site Improvements**

Project On-going

This project addresses various campus-wide initiatives and improvements: the need for increased access onto and around campus, expanded parking, traffic flow improvements, structural upgrades to the campus pedestrian bridge, and campus exterior lighting. Phase I of the campus exterior lighting upgrade is approaching completion, along with other aspects of this project.

### **Site Improvements - Safety and accessibility**

Project On-going

This project addresses a number of campus safety and accessibility initiatives. This project will enhance pedestrian safety on campus as well as address overall campus safety concerns through the expansion of Onondaga's campus sidewalk system and upgrades to the campus fire alarm/panel system. Design has been completed on the campus sidewalk portion of this project and construction is anticipated to begin in early summer 2013.

### **Technology Improvements**

Project On-going

The growing demand on the college's technology infrastructure has created a need for upgrades in a number of areas including the wireless network and core technology infrastructure. Current systems will be updated as they are obsolete and at maximum capacity. Work is currently being done to compile pricing on the equipment needs. The first order is anticipated to be placed by the end of May 2013 to start the project.

### **Upgrade Science Labs**

Project On-going

This is an on-going project to renovate and upgrade remaining labs in Ferrante Hall. The renovation of these labs has better supported student success in high demand Science, Technology, Engineering and Math fields. This project is close to completion; the majority of the labs have been upgraded with a few small items outstanding.

## **ONONDAGA COUNTY PUBLIC LIBRARY**

### **Central Library Reconstruction**

Project On-going

The Robert P. Kinchen Central Library was constructed as part of The Galleries of Syracuse in 1988 as a 120,000+ square foot facility. The entrance to the Library is on the second floor of The Galleries, with no street presence. With no entrance to the street, the Library has been rendered virtually invisible to the community. In addition, the services the Library offers have evolved over the past two decades. Demand has shifted from the need for a facility that is simply a warehouse for books and media, to one that also provides access to online and digital resources, and serves as a community-gathering place. Our physical space requirements have shifted to reflect this change. Finally, staffing patterns have changed significantly since the Library opened. Large areas of the library are unstaffed or covered by only a few employees, leaving those areas unsecured. To help ensure the safety of staff and patrons alike, and to provide better efficiency and work flow, it is critical to consolidate our physical space, to make it more manageable. This project will reconstruct the Central Library to consolidate public service areas, improve access and visibility, maximize public services, and increase overall operational efficiency.

The first floor will be expanded from the existing approximately 3,000 square feet to approximately 19,000 square feet. New spaces will be created, including a public meeting room (with after-hours separate entrance), a welcome lounge, designated young adult area and individual/small group study rooms, staff and enlarged public rest rooms.

The Special Technologies and Adaptive Resources (STAR) services for persons with disabilities will be located here.

The second floor will be expanded from the existing approximately 12,000 square feet to approximately 22,000 square feet. It will include the following, all of which will be relocated from their current locations on the third, fourth and fifth floors: Children's World, including a new Tiny Town (an educational, interactive, child-sized environment for preschool age children and their parents); Local History collection; business and non-profit resources; adult materials collection; magazines; training space and resources; and collaboration space for use with/by other agencies. The Adult Literacy Program will be located here.

The third and fourth floors will no longer be part of the library, representing a reduction of approximately 62,500 square feet.

The fifth floor will contain the existing administrative and OCPL system headquarters. In addition, certain system or Central library 'back-room' functions will be relocated to this floor. These include inter-library loan, telephone/remote reference, Central materials acquisitions, and processing. The current Local History & Genealogy room will be reduced in size to accommodate a Genealogy room (which will be the only public space on this floor.) Space on this floor will be repurposed to house 'closed stacks,' storing lesser-used materials, and some staff work space.

The basement houses the sorting and delivery functions of the System, serving all thirty-two library sites in the County. Automated materials handling equipment will be installed, replacing most of the manual work involved in exchanging materials between sites. Plans call for the library to relinquish use of one of its elevators to the Galleries for the use of future tenants on the third and fourth floors. A new elevator will be installed, linking the basement, ground and second floors.

Automation will be implemented to reduce manual handling of materials, and to enable patrons self-service where it is feasible. Examples include an automated, 'smart' sorter for returning materials, and self-service media dispensers.

Overall, the facility will shrink from approximately 120,000 square feet to approximately 80,300 square feet, resulting in reduced operating costs as well as more efficient service delivery.

### **City Branch Library Improvements**

#### Project On-going

This project improves the critical infrastructure and addresses necessary maintenance for each of the eight branch libraries in the City of Syracuse. This includes safety and security initiatives, managing general construction needs such as replacing necessary windows and lighting with energy efficient types and insuring the soundness and insulation of the roofs, replacing HVAC systems, and attending to significant plumbing and/or electrical needs.

The project is nearing completion. Since 2010, the following has been accomplished:

- Restrooms were retrofitted for ADA compliance at Beauchamp, Hazard, Paine, Petit and White branches
- Roofs were replaced at Beauchamp, Hazard, Mundy, Petit and Soule branches
- Windows were replaced at Beauchamp, Paine, and Petit branches
- Fire alarm systems were installed at Betts, Hazard, Mundy, Paine, Petit, Soule and White branches
- Elevators were installed at Hazard and White branches
- Wheelchair lift was installed at Soule Branch
- HVAC systems were replaced at Betts, Hazard, Paine, Petit, Soule and White branches
- Foundation repairs and drainage improvements were made at White branch

Still outstanding items include roof replacement at Paine branch, and the redesign/reconfiguration of Mundy branch. Paine's roof is expected to be completed by June 30, 2012, and the Mundy project is expected to be completed by 2013-year end. The project is currently on time and within budget.

## **PARKS & RECREATION DEPT.**

### **Parks Administrative Office environmental improvements**

#### Project On-going

In 2011, the Onondaga County Legislature authorized \$320,000 to be used for the purpose of making improvements at the Administrative Office. Three projects were completed with a total expense of \$22,585. The remaining funds

are allocated to be spent on construction projects that are being designed by an engineering firm that has been retained to assist with the construction of several large-scale projects.

The following projects have already been completed. The cost of these projects totals \$22,585.

- Install Wall Systems and lockers: The Ranger office was relocated to increase operational efficiency and office wall systems and lockers were installed. (\$8,288)
- Install Carpet and Stair Treads: The Ranger office was relocated and new carpet and rubber stair treads were installed. (\$8,899)
- Exterior Door Installation: New security doors were installed in the Ranger Office. (\$5,398)

### **Parks Improvements and Maintenance**

#### **Project On-going**

In 2011, the Onondaga County Legislature authorized \$3,000,000 to be used for the purpose of making a wide variety of improvements throughout the Parks Department. Forty-seven projects are scheduled to be completed by the end of 2013 with a total estimated cost of \$714,464. The remaining \$2,285,536 is allocated to be spent on projects that are being designed by an engineering firm that has been retained to assist with the construction of several large-scale projects.

The following forty-six projects have already been completed. The cost for these projects totals \$678,584

#### **NBT BANK STADIUM**

Replace Heat Pumps: Twenty of fifty-six heat pumps were purchased to replace worn out and failing units. (\$20,899)

Concourse Painting: Paint the concourse of NBT Bank Stadium. This project is estimated to cost less than \$1,000.

#### **BEAVER LAKE:**

Bog Platform Repair: Staircase steps on the Bog Tower were replaced to eliminate safety hazards. This was completed using existing staff and materials.

Repair and Replace Gates: Previous rotting wooden gates were replaced with ten modern metal gates. (\$19,216)

Replace Kitchen Floor: The kitchen floor in the visitor center was resurfaced since the previous floor was uneven and tiles were missing or broken. (\$2,090)

Pavilion Rafter Replacement: This project will replace rafters at the Picnic Shelter. (\$1,950)

Replace Maintenance Building Roof: This project replaced the roof on the maintenance building at Beaver Lake. (\$16,240)

#### **CARPENTER'S BROOK FISH HATCHERY:**

Telephone and Technology Upgrades: High-speed internet has been installed at the Hatchery office. This project is scheduled to be completed in 2012. (\$1,646)

Chimney Pointing: Two chimneys that were in poor condition and are no longer in use were dismantled and the remaining functional chimney was repaired. (\$2,350)

Electrical Assessment: An electrical assessment was completed at the hatchery building to determine if any repairs were needed to the electrical system. Only minor repairs were needed and this project was completed utilizing staff from the Department of Facilities.

New Furnace Installation: A new furnace was installed to replace the old, inefficient furnace that was well beyond its useful life expectancy. (\$2,757)

Resolved Moisture Issue in Basement Office: A drainage system was installed that eliminated water pooling in the basement of the hatchery office building. (\$2,965)

#### **HIGHLAND FOREST:**

Old Office Upgrades: The former park office exterior was stained, and deteriorated masonry stairs that were a safety hazard were replaced. Special thanks to the Eagle Scout who helped with this project. (\$2,500)

Remove Pit Toilets: Three buildings that were no longer used and contained asbestos were removed after the asbestos was remediated. (\$10,414)

Camp Upgrades: Replaced the windows, doors, and roofs of the Pines and Valley Camps. (\$46,927)

Replace Garage Roof: Replaced the roof on the garage. (\$28,580)

Skyline Lodge Deck Construction: A deck was built at the Skyline Lodge. (\$121,350)



**JAMESVILLE BEACH:**

Replace Main Entrance Gate: A new metal gate was installed to replace a rotted wooden gate at the main entrance to the park. (\$2,744)

Ticket Booth Improvements: The existing flat roof and board and batten siding were replaced with a pitched roof and cedar shake shingles to match the visitor center. (\$10,312)

Stone Walkway Installation: A stone walkway was installed on the event field at Jamesville Beach to improve operational efficiency and to enhance the park patron's experience. (\$17,755)

Painting the Visitor's Center and Overlook Restroom: The Visitor's Center and Overlook restroom were painted. (\$20,500) Cupola Removal: Removed the Cupola at Jamesville Beach. The cupola was removed in order to repair the roof. (\$2,900)

**MUSEUMS:**

Flooring Replacement: Replaced worn out existing carpet with new carpet and rubber stair treads throughout the Sainte Marie Visitors Center. (\$38,204)

Fire Alarm System Modifications: A fire detection system at the Sainte Marie Museum was modified due to the reconfiguration of the facility. (\$3,928)

Re-Shingle Visitors Center Roof: A new roof was installed at the Sainte Marie Visitors Center. (\$62,525)

Sliding Glass Door Modification: The sliding glass door at the Sainte Marie site was modified during renovations at the site. (\$1,568)

**ONEIDA SHORES:**

Campground Restrooms Restoration: The deteriorated campground restrooms were renovated. Renovations included the ceiling, walls, floors, countertops/sinks, lighting and partitions. (\$18,830)

McKinley Ridge Restroom Roof Replacement: A new roof was installed. The old roof was overgrown with moss and had deteriorated. (\$11,143)

McKinley Ridge Shelter Roof Repair: A repair was made to the roof. The roof had been damaged during a chimney fire in 2010. (\$4,815)

Arrowhead Lodge Porch Windows: Installed seven windows on the porch at Arrowhead Lodge. (\$2,723)

Beach Shower Fence Enclosure: This replaced the existing (nonworking) outdoor showers at the Oneida Shores Beach. (\$3,400)

Fire Alarm Design and Installation: This project will install a fire alarm system where none previously existed at the Arrowhead Lodge. (\$5,800)

**ONONDAGA LAKE PARK:**

Long Branch Park Waterline: Existing aging water lines were replaced at Long Branch Park. (\$18,000)

Resurfacing Overlook: This project will replace the current stone dust topping at the overlook area behind the Salt Museum with porous pavement. This project is estimated to cost \$29,195.

Marina Harbormaster Building Siding Replacement: Replaced the siding on the Harbor Master Building at the Marina. (\$14,985)

Skate Park Shelter: Installed a shade structure near the Skate Park. (\$14,072)

Griffin Visitor Center Flooring: This project replaced the flooring in the Griffin Visitor Center. (\$29,481)

**OTISCO PARK:**

Split Rail Fence Replacement: Fifteen bent or broken spit rail fence posts were replaced. (\$995)

Tree Removal: A damaged tree was removed at Otisco Lake Park. (\$1,625)

**PRATT'S FALLS:**

Asbestos Removal at Woods Trail Shelter: Asbestos was abated at the Woods Trail Shelter Pit Toilet and then the pit toilet was removed. (\$7,495)

Remove Office Trailer: This trailer was removed since it had become unsightly and was in need of costly repairs. The trailer was sold at a county auction and the sale price included removal.

Replace Restroom Floors: Restroom floors were resurfaced. The old floors were in poor condition and the new floors are made of material that will be easier to maintain. (\$1,900)

Programmable Locks: New locks were installed on the restroom at Pratt's Falls. This increased the ability of staff to manage the park. (\$2,368)

Garage Roof Replacement: Replaced the roof on the garage. (\$19,300)

Painting at Camp Brockway and Restroom: Painted the exterior of Camp Brockway and the adjacent restroom. (\$25,000)

**VETERANS CEMETERY:**

Survey of Section M: A map was created to show new graves in section M. (\$920)

Sectional Marker Replacement: Replaced deteriorating existing sectional markers. (\$4,416)

The following project is in progress:

**ONONDAGA LAKE PARK:**

Painting Exterior of Park Buildings: The goal of this project is to paint eight buildings and one fence. The existing paint is deteriorated and in some places completely absent. This project is estimated to cost \$35,879. This project is scheduled to be completed in 2013.

**Zoo HVAC Rehabilitation**

Project On-going

The Onondaga County Legislature authorized the funding of this project in November of 2012. This funding will be used to rehabilitate and replace the major components of the HVAC system at the Zoo. This project will be completed in 2013.

**Zoo Preventive Maintenance**

Project On-going

In 2011, the Onondaga County Legislature authorized \$500,000 to be used for the purpose of making a wide variety of improvements throughout the Zoo. Ten projects have been completed with a total cost of \$67,651. The remaining \$431,792 is allocated to be spent on projects that are being designed by an engineering firm that has been retained to assist with the construction of several large-scale projects.

Replace Zoo Staff Lunchroom Flooring: The flooring in the staff lunchroom was replaced. (\$4,393)

Relocate X-Ray Machine: The X-Ray machine was removed from the clinic before the flooring could be replaced. Once the clinic flooring was replaced, the X-Ray machine was returned to its original location and recalibrated. (\$2,750)

Replace Clinic Flooring: The flooring in the clinic was replaced. The previous flooring was cracked, which was unsanitary. New resilient flooring was installed in the clinic office, laboratory, surgery room, and examination room. (\$25,358)

Replace Exhibit Flooring: The floors in the ocelot, bat, and sand cat exhibits were resealed. (\$6,100)

South Facing Courtyard Roof: The roof on the main building facing the courtyard had deteriorated and was missing asphalt shingles. The twenty-five year old roof was replaced with a new-shingled roof. (\$16,138)

Tiger Keeper Safety Airlock: This project installed a safety airlock in the tiger exhibit. The airlock provides a second barrier between the keeper and the tigers. (\$4,990)

Tiger Roadway: This project resurfaced the roadway leading back to the tiger exhibit with crushed stone. (\$1,400)

Lighting Upgrades at Monkey and Elephant: This project upgraded light fixtures at two exhibits to save energy and reduce overheating of exhibit space. New fixtures included LED bulbs. (\$7,079)

## PROPOSED CAPITAL PROJECT SUMMARY

The following is a list of proposed projects and their estimated six year cost broken down by fund (\$ in 000's)

### County Wide

Department	STATUS	PROJECT	2014 - 19 Total
<b>General Fund</b>			
DEPARTMENT OF CORRECTIONS			
	<b>new</b>	Dog Kennel Construction	350
		Subtotal	\$ 350
EMERGENCY COMMUNICATIONS			
		Computer Aided Dispatch (CAD) System Hardware Refresh	928
		E9-1-1 Center Facility Rehabilitation	100
	<b>new</b>	E9-1-1 Main Center HVAC System Replacement	2,439
	<b>new</b>	Replacement of Mobile Data Communications Network (MDCN) Infrastructure	6,522
		Replacement of Voice Recorder Systems	424
		Telephone System Replacement/Migration to Next Generation 9-1-1 (NG9-1-1)	3,182
		Trunked Land Mobile Radio Network Analog Back-up System	1,352
		Subtotal	\$ 14,947
FACILITIES MANAGEMENT			
	<b>new</b>	Carnegie Library Rehabilitation	3,420
		Civic Center Office and Masonry Improvements	2,100
		Civic Center Re-roof	2,467
		Community Plaza Garage	2,850
		Courthouse - HVAC Renovations	10,400
	<b>new</b>	Demolition of North Area Maintenance Facility (NAMF)	3,000
		Downtown Campus Priority Capital Improvements	8,875
		Edward Kochian County Office Building Rehab./Renovation	1,275
	<b>new</b>	Micro turbine Generation	800
		Oncenter Rehabilitations	3,000
		Remodeling TA Intake	2,503
		Subtotal	\$ 40,690
FINANCE DEPT			
	<b>new</b>	Tax Collection and Delinquency Software	600
		Subtotal	\$ 600
OFFICE OF ENVIRONMENT			
	<b>new</b>	Ash Tree Management	2,000
		Subtotal	\$ 2,000
PARKS & RECREATION DEPT.			
		Carpenters Brook Fish Hatchery Reevaluation and Redesign	10,000
		Highland Forest Parking Improvements	1,000
		Lights on the Lake Storage Facility	315
		Park Buildings	500
		Park Improvements/Willow Bay	2,700
		Park Roads, Parking Areas, and Trail Paving	2,850
		Subtotal	\$ 17,365
SHERIFF CUSTODY			
		Behavioral Health Unit at the Justice Center	10,000
		Subtotal	\$ 10,000
SHERIFF POLICE/CIVIL			
		Special Operations Facility Replacement	3,350
		Subtotal	\$ 3,350
		<b>General Fund Total</b>	<b>\$ 89,302</b>

*Countywide Funds*

---

**County Wide**

Department	STATUS	PROJECT	2014 - 19 Total
<b>Community College</b>			
	<b>new</b>	Allyn Hall Upgrades and Improvements	2,971
	<b>new</b>	Completion of Renovation of Ferrante Hall	12,435
	<b>new</b>	Coulter Library Building Renovation	29,991
	<b>new</b>	Elevator Replacement and Upgrades/ Protection of the Campus E-mail and Phone Servers	6,507
	<b>new</b>	Infrastructure - Campus Wide	13,333
	<b>new</b>	OCC Inner-harbor Campus Extension	15,000
	<b>new</b>	Renovation of Service and Maintenance Building	707
	<b>new</b>	Site Improvements	4,264
	<b>new</b>	Student Center Renovation and Redesign	7,278
			-----
<b>Community College Total</b>			<b>\$ 92,486</b>
 <b>County Road</b>			
		Bituminous Surface Treatment	3,545
		Bridges	13,992
		Capital Highway Construction	32,649
		Caughdenoy Road / NYS Route 31 Road Improvements	4,120
		Cold Mix Bituminous Paving	21,631
		Guide Rail	2,972
		Repaving Program (Hot Mix Bituminous)	39,622
		Replacement of North Area and Camillus Highway Maintenance Facilities	16,942
		Testing, Drainage and Facilities Repair	4,220
		Traffic Systems Management	1,920
			-----
<b>County Road Total</b>			<b>\$ 141,613</b>
<b>County Wide Total</b>			<b>\$ 323,401</b>

*Countywide Funds*

The remainder of this section provides information on proposed future projects. Below is the proposed source of funding and the estimated associated debt service schedule followed by the descriptive information for each proposed project.

**County Wide**

**SOURCE OF FUNDS**

	2014	2015	2016	2017	2018	2019	6yr Total
Pay As You Go	2,250	2,350	4,700	6,900	9,100	9,100	<b>34,150</b>
Authorized Borrowing	500	500					<b>1,000</b>
Borrowing to be Authorized	30,828	67,417	32,544	32,495	7,828	7,900	<b>179,012</b>
Federal Aid	4,144	9,936	3,440	7,800			<b>25,320</b>
State Aid	6,077	27,483	23,205	15,874	5,640	5,640	<b>83,919</b>
<b>TOTALS</b>	<b>\$43,549</b>	<b>\$107,686</b>	<b>\$63,889</b>	<b>\$63,069</b>	<b>\$22,568</b>	<b>\$22,640</b>	<b>\$323,401</b>

**Estimated Debt Service**

Payment Schedule (\$ in 000's)

**County Wide**

**General Fund**

**FACILITIES MANAGEMENT**

	2014	2015	2016	2017	2018	2019
Civic Center Re-roof	0	0	0	68	202	257
Remodeling TA Intake	0	0	101	210	234	229
Downtown Campus Priority Capital Improvements	0	81	164	216	259	301
Civic Center Office and Masonry Improvements	0	54	123	181	194	190
Edward Kochian County Office Building	0	74	104	101	99	96
Courthouse - HVAC Renovations	0	0	27	112	290	577
Oncenter Rehabilitations	0	0	0	30	75	119
Community Plaza Garage	0	0	0	0	192	271
Carnegie Library Rehabilitation	0	135	286	320	313	305
Micro turbine Generation	0	29	48	47	46	44
Demolition of North Area Maintenance Facility	0	0	0	0	225	300
<b>Department Total</b>	<b>0</b>	<b>373</b>	<b>853</b>	<b>1,285</b>	<b>2,129</b>	<b>2,689</b>

**DEPARTMENT OF CORRECTIONS**

	2014	2015	2016	2017	2018	2019
Dog Kennel Construction (NEW)	0	26	35	34	33	32
<b>Department Total</b>	<b>0</b>	<b>26</b>	<b>35</b>	<b>34</b>	<b>33</b>	<b>32</b>

**EMERGENCY COMMUNICATIONS**

	2014	2015	2016	2017	2018	2019
Replacement of Mobile Data Communications	0	0	0	10	452	945
E911 Main Center HVAC System Replacement	0	0	23	180	271	264
Telephone System Replacement/Migration to Next	0	0	215	461	447	433
Trunked Land Mobile Radio Network Analog Back-up	0	0	68	269	322	310
Replacement of Voice Recorder Systems	0	29	104	100	96	92
Computer Aided Dispatch (CAD) System Hardware	0	0	0	0	0	63
<b>Department Total</b>	<b>0</b>	<b>29</b>	<b>410</b>	<b>1,020</b>	<b>1,588</b>	<b>2,107</b>

**OFFICE OF ENVIRONMENT**

	2014	2015	2016	2017	2018	2019
Ash Tree Management	0	34	106	177	245	277
<b>Department Total</b>	<b>0</b>	<b>34</b>	<b>106</b>	<b>177</b>	<b>245</b>	<b>277</b>

**FINANCE DEPT**

	2014	2015	2016	2017	2018	2019
Tax Collection and Delinquency Software	0	41	147	142	136	131
<b>Department Total</b>	<b>0</b>	<b>41</b>	<b>147</b>	<b>142</b>	<b>136</b>	<b>131</b>

*Countywide Funds*

---

**PARKS & RECREATION DEPT.**

	<b>2014</b>	<b>2015</b>	<b>2016</b>	<b>2017</b>	<b>2018</b>	<b>2019</b>
Park Roads, Parking Areas, and Trail Paving	0	24	85	155	224	291
Lights on the Lake Storage Facility	0	0	0	0	21	35
Park Improvements/Willow Bay	0	0	14	110	248	296
Highland Forest Parking Improvements	0	0	68	112	109	106
Park Buildings	0	0	34	73	70	68
Carpenters Brook Fish Hatchery Reevaluation and	0	0	675	1,450	1,405	1,360
<b>Department Total</b>	<b>0</b>	<b>24</b>	<b>876</b>	<b>1,900</b>	<b>2,077</b>	<b>2,156</b>

**SHERIFF POLICE/CIVIL**

	<b>2014</b>	<b>2015</b>	<b>2016</b>	<b>2017</b>	<b>2018</b>	<b>2019</b>
Special Operations Facility Replacement (NEW)	0	0	226	318	311	303
<b>Department Total</b>	<b>0</b>	<b>0</b>	<b>226</b>	<b>318</b>	<b>311</b>	<b>303</b>

**SHERIFF CUSTODY**

	<b>2014</b>	<b>2015</b>	<b>2016</b>	<b>2017</b>	<b>2018</b>	<b>2019</b>
Behavioral Health Unit at the Justice Center	0	0	675	950	928	905
<b>Department Total</b>	<b>0</b>	<b>0</b>	<b>675</b>	<b>950</b>	<b>928</b>	<b>905</b>

**General Fund Total**                    **0**                    **501**                    **3,319**                    **5,827**                    **7,448**                    **8,601**

**County Road**

**TRANSPORTATION**

	<b>2014</b>	<b>2015</b>	<b>2016</b>	<b>2017</b>	<b>2018</b>	<b>2019</b>
Repaving Program (Hot Mix Bituminous)	0	115	367	615	795	843
Cold Mix Bituminous Paving	0	42	153	290	362	367
Traffic Systems Management	0	20	54	89	123	156
Guide Rail	0	0	0	0	0	0
Bridges	0	54	133	213	297	355
Capital Highway Construction	0	227	498	656	799	947
Replacement of North Area and Camillus Highway	0	821	1,478	1,582	1,544	1,506
Caughdenoy Road / NYS Route 31 Road	0	278	460	448	435	423
<b>Department Total</b>	<b>0</b>	<b>1,557</b>	<b>3,143</b>	<b>3,893</b>	<b>4,355</b>	<b>4,597</b>

**Community College**

**ONONDAGA COMMUNITY COLLEGE**

	<b>2014</b>	<b>2015</b>	<b>2016</b>	<b>2017</b>	<b>2018</b>	<b>2019</b>
Infrastructure - Campus Wide	0	0	0	0	450	634
Student Center Renovation and Redesign	0	0	0	248	349	341
Completion of Renovation of Ferrante Hall	0	0	0	424	597	582
Coulter Library Building Renovation	0	0	1,022	1,439	1,405	1,371
Renovation of Service and Maintenance Building	0	0	24	34	33	32
Allyn Hall Upgrades and Improvements	0	0	101	143	139	136
OCC Inner-harbor Campus Extension	0	0	263	650	741	723
Site Improvements	0	0	0	0	145	312
Elevator Replacement and Upgrades/ Protection of	0	0	0	222	476	462
<b>Department Total</b>	<b>0</b>	<b>0</b>	<b>1,410</b>	<b>3,160</b>	<b>4,335</b>	<b>4,593</b>

**County Wide Total**                    **0**                    **2,084**                    **7,881**                    **12,879**                    **16,137**                    **17,790**

**DEPARTMENT:** DEPARTMENT OF CORRECTIONS

**Project:** Dog Kennel Construction (NEW)

**Purpose:** Public/Employee Safety/Health, Reduce Operating Costs/Efficiency

**Level of Development:** Preliminary

**Project Description:**

This project seeks to construct a dog shelter facility on the grounds of the Jamesville Correctional Facility.

**Project Cost Summary:**

<b>FUNDING SOURCE:</b>	<b>Pre-2014</b>	<b>2014</b>	<b>2015</b>	<b>2016</b>	<b>2017</b>	<b>2018</b>	<b>2019</b>	<b>6yr Total</b>	<b>Total:</b>
Borrowing to be Authorized	0	350						350	350
<b>TOTALS</b>	<b>0</b>	<b>350</b>						<b>350</b>	<b>350</b>

**Project Detail and Status:**

This project provides for the building of a kennel to temporarily house up to 20 dogs while permanent adoptions are being coordinated. Similar to the Pheasant Rearing Project, inmates at the Correctional Facility will assist with the day-to-day care of the animals. The County will partner with various canine advocacy groups who will volunteer at the facility and be responsible for the facilitation of adoptions and spay/neuter clinics. The purpose of this project is to serve as an over-flow facility for the SPCA and Dewitt Animal Hospital to ultimately decrease the number of dogs euthanized annually because of limited spatial capacity.

We intend to seek authorization to fund this project in fall 2013

**DEPARTMENT:** EMERGENCY COMMUNICATIONS

**Project:** Computer Aided Dispatch (CAD) System Hardware Refresh

**Purpose:** Public/Employee Safety/Health

**Level of Development:** Preliminary

**Project Description:**

This project will refresh Computer Aided Dispatch (CAD) workstations and servers located at the main E9-1-1 Center and the Civic Center back-up site that will be more than five years old and at the end of their life cycle (originally installed in 2007). These workstations and servers run 24 hours a day, 365 days a year, continuously processing information related to the safety of citizens and first responders, and must be highly reliable. After five years this equipment is no longer covered by service warranty, which increases costs for repair and down time. All operating systems (OS) and hardware (e.g., memory) must be capable of running software upgrades provided as a part of the software maintenance agreement.

**Project Cost Summary:**

FUNDING SOURCE:	Pre-2014	2014	2015	2016	2017	2018	2019	6yr Total	Total:
Borrowing to be Authorized	0					928		928	928
<b>TOTALS</b>	<b>0</b>					<b>928</b>		<b>928</b>	<b>928</b>

**Project Detail and Status:**

We will acquire replacement CAD primary and back-up servers and workstation hardware (computers and three monitors per workstation), load necessary CAD software onto servers and workstations, and test the equipment and programming. New equipment will be installed at the main E9-1-1 Center and Civic Center back-up sites and tested again. Replacements and installations of new equipment must be performed while both centers (main and back-up) are operating, without interfering with critical operations. The costs associated with this project will also cover training provided to employees so all personnel are familiar with the new equipment and software.



**DEPARTMENT:** EMERGENCY COMMUNICATIONS

**Project:** E9-1-1 Center Facility Rehabilitation

**Purpose:** Public/Employee Safety/Health

**Level of Development:** Preliminary

**Project Description:**

The E9-1-1 Center was built in 1991 and has not undergone any significant improvements since then, despite a growth in staff size and specialization, call taking and dispatch activity, and technology systems. This is the first phase of a project that involves engaging the services of an architectural firm to make recommendations and provide cost estimates for replacements/repairs, improvements, and adjustments required to accommodate advancements in technology. This study will also include the former OCSO South Station building, which is currently used for storage.

**Project Cost Summary:**

<b>FUNDING SOURCE:</b>	<b>Pre-2014</b>	<b>2014</b>	<b>2015</b>	<b>2016</b>	<b>2017</b>	<b>2018</b>	<b>2019</b>	<b>6yr Total</b>	<b>Total:</b>
Pay As You Go	0		100					100	100
<b>TOTALS</b>	<b>0</b>		<b>100</b>					<b>100</b>	<b>100</b>

**Project Detail and Status:**

The first phase of this project will engage the services of an architectural firm to review current operational, administrative, technical support, storage needs, and physical and mechanical condition of the current E9-1-1, and to make recommendations and provide cost estimates for replacements/repairs, improvements, and adjustments required to accommodate advancements in technology. This project will study the current E9-1-1 Center, as well as the former OCSO South Station building.

At this point in time we do not have any estimates on the construction cost; therefore we have not presented them at this time. We believe we will have construction cost estimates in late 2014.

**DEPARTMENT:** EMERGENCY COMMUNICATIONS

**Project:** E911 Main Center HVAC System Replacement

**Purpose:** Public/Employee Safety/Health

**Level of Development:** Preliminary

**Budget Impact:** (\$19,279)

**Project Description:**

This project will replace the E9-1-1 Center's water source heat pump (WSHP) HVAC system with a variable refrigerant flow (VRF) heat pump system. The current WSHP system was installed when the facility was built in 1991 and has reached the end of its life. The proposed VRF heat pump system has the lowest life cycle cost for the options considered and will result in an estimated annual energy cost savings of \$19,279.

**Project Cost Summary:**

FUNDING SOURCE:	Pre-2014	2014	2015	2016	2017	2018	2019	6yr Total	Total:
Borrowing to be Authorized	0		340	2,099				2,439	2,439
<b>TOTALS</b>	<b>0</b>		<b>340</b>	<b>2,099</b>				<b>2,439</b>	<b>2,439</b>

**Project Detail and Status:**

Engineering services will be sought in early 2015 to provide engineering design and develop a request for proposals (RFP). An RFP will be issued and a contract awarded through the County bid process. The replacement of the heat pumps will be accomplished by the successful bidder in close cooperation with engineers, County Facilities, and E9-1-1 Center staff to ensure that public safety communications operations and systems are not disrupted. Call taking and dispatch areas will move to the Civic Center back-up site, as necessary, to permit work to be done on heat pumps, ducts, and ventilation in the operations floor area.

In fall 2014 we plan to seek authorization of \$340,000, which will be spent for engineering design. In fall 2015 we intend to ask for authorization for construction cost, which we have roughly estimated at \$2,099,000. However, we will have more accurate estimates at the time when we seek authorization for construction cost.

**DEPARTMENT:** EMERGENCY COMMUNICATIONS

**Project:** Replacement of Mobile Data Communications Network (MDCN) Infrastructure (NEW)

**Purpose:** Public/Employee Safety/Health

**Level of Development:** Preliminary

**Project Description:**

This project will replace the 800 MHz mobile data communications infrastructure, including fixed base station equipment at radio tower sites and mobile data radio modems in public safety vehicles. The end of life for the current Mobile Data Communications Network is December of 2017.

**Project Cost Summary:**

FUNDING SOURCE:	Pre-2014	2014	2015	2016	2017	2018	2019	6yr Total	Total:
Borrowing to be Authorized	0			150	6,372			6,522	6,522
<b>TOTALS</b>	<b>0</b>			<b>150</b>	<b>6,372</b>			<b>6,522</b>	<b>6,522</b>

**Project Detail and Status:**

The NDCN infrastructure will reach its predicted end of life in 2017. Taking into account the advances in wireless broadband communications technology and the cost of acquisition and maintenance of proprietary communications infrastructure, the project will determine the most efficient, cost effective, and reliable method of providing data connectivity to emergency responders and implement that solution. The scope of this project includes both data communications hardware as well as encryption software that meet federal CJIS standards for data security and integrity. We plan to ask for engineering design funds first (in the first quarter of 2016), and then for the construction funds.

**DEPARTMENT:** EMERGENCY COMMUNICATIONS

**Project:** Replacement of Voice Recorder Systems

**Purpose:** Public/Employee Safety/Health

**Level of Development:** Advanced

**Project Description:**

The migration to IP based Next Generation 9-1-1 (NG9-1-1) digital technology will require the replacement of four analog voice recorders at the Main E9-1-1 Center that will be obsolete and beyond the end of their service lifecycle by the end of 2014. They will be replaced by two digital recorders capable of more channels than analog recorders. The current NICE 8.9 analog voice loggers used for recording telephone traffic and legacy analog radio transmissions at the Back-Up Site have an end of life date (no longer serviceable) of January 2016 and are not capable of recording digital NG9-1-1 technology. The two analog recorders at the E9-1-1 back-up site will be replaced with two digital recorders.

**Project Cost Summary:**

FUNDING SOURCE:	Pre-2014	2014	2015	2016	2017	2018	2019	6yr Total	Total:
Borrowing to be Authorized	0	424						424	424
<b>TOTALS</b>	<b>0</b>	<b>424</b>						<b>424</b>	<b>424</b>

**Project Detail and Status:**

In 2014 the project will replace the current NICE 8.9 analog voice loggers used for recording telephone traffic and legacy analog radio transmissions at the Main E9-1-1 Center. The current analog recorders have an end of life date (no longer serviceable) of July 2014 and are not capable of recording digital NG9-1-1 technology. The Main E9-1-1 Center has four analog recorders that will be replaced by two digital recorders, which are capable of recording more channels than the current analog recorders. The project will also include a refresh of NICE replay software and an attached mass data storage device. The 2015 migration to IP based Next Generation 9-1-1 (NG9-1-1) digital technology will require the replacement of two sixty-four channel analog voice and radio recorders at the E9-1-1 Back-up Site that will be at the end of their life cycle in January 2016. They will be replaced with two digital voice recorders compatible with the migration to IP based Next Generation 9-1-1 (NG9-1-1) digital technology.

In fall 2013 we plan to ask Legislative authorization for construction funding (\$424,000).

**DEPARTMENT:** EMERGENCY COMMUNICATIONS

**Project:** Telephone System Replacement/Migration to Next Generation 9-1-1 (NG9-1-1)

**Purpose:** Public/Employee Safety/Health, Federal/State Mandate

**Level of Development:** Intermediate

**Project Description:**

This project will replace the analog VESTA telephone system, Call Center Management Information System (CCMIS), and the MAGIC telephone information reporting system at both the E9-1-1 main center and back-up site with a system that will allow the department to implement digital Next Generation 9-1-1 (NG9-1-1) technologies. The lease on all equipment expires in the spring of 2015 and the vendor has indicated that they will no longer be able to support critical components of the system. The end of life for the CCMIS is at the end of 2015.

**Project Cost Summary:**

FUNDING SOURCE:	Pre-2014	2014	2015	2016	2017	2018	2019	6yr Total	Total:
Borrowing to be Authorized	0		3,182					3,182	3,182
<b>TOTALS</b>	<b>0</b>		<b>3,182</b>					<b>3,182</b>	<b>3,182</b>

**Project Detail and Status:**

The lease on the VESTA and CCMIS equipment, both at the main E9-1-1 Center (including Training) and the Civic Center back-up site, will expire in May 2015. The vendor has advised that some system components were installed when the Center originally opened in 1992 and cannot be maintained beyond the expiration of the lease/maintenance agreement. In addition, by this time it will be necessary to migrate from an older, analog based telephone system to Next Generation 9-1-1 (NG9-1-1) technology, which requires the ability to receive and process voice-over-Internet-protocol (VoIP) technology, including text-based messaging, digital images, video, telemetry, and other multimedia directly from persons in need of assistance. The migration to NG9-1-1 technology will be mandated by the Federal Communications Commission (FCC).

**DEPARTMENT:** EMERGENCY COMMUNICATIONS

**Project:** Trunked Land Mobile Radio Network Analog Back-up System

**Purpose:** Public/Employee Safety/Health

**Level of Development:** Advanced

**Project Description:**

While there is redundancy in the OCICS digital trunked land mobile radio (TLMR) system, the system does have a single point of failure. A catastrophic failure of the OCICS TLMR would leave critical first responders without radio communications for a period of time. This project will provide an off-network radio repeater solution that will serve to provide basic emergency communications support in the event of a complete TLMR failure. The system would be available on a regular basis for off-network tactical use when there is no emergency.

**Project Cost Summary:**

<b>FUNDING SOURCE:</b>	<b>Pre-2014</b>	<b>2014</b>	<b>2015</b>	<b>2016</b>	<b>2017</b>	<b>2018</b>	<b>2019</b>	<b>6yr Total</b>	<b>Total:</b>
Borrowing to be Authorized	0		1,000	352				1,352	1,352
<b>TOTALS</b>	<b>0</b>		<b>1,000</b>	<b>352</b>				<b>1,352</b>	<b>1,352</b>

**Project Detail and Status:**

This project will provide an off-network radio repeater solution that will serve to provide basic emergency communications support in the event of a complete TLMR failure. This will include securing a consultant to plan the back-up radio system to include: system planning and engineering, propagation and tower loading studies, coordination/licensing of UHF frequencies, developing bid specifications for required radio infrastructure and installation/integration services, and to guide installation of the system. The project would also include the purchase of infrastructure equipment (e.g., antennas, feed line/connectors, duplexers, RF filters, repeaters, voted receivers, comparators), installation and integration of equipment, and re-programming of public safety subscriber radios.

We plan to ask for all funding necessary for this project in fall 2013.

**DEPARTMENT:** FACILITIES MANAGEMENT

**Project:** Carnegie Library Rehabilitation

**Purpose:** Reduce Operating Costs/Efficiency, Maintain Existing Investment, Community/Economic Development, Addition Capacity, Other

**Level of Development:** Advanced

**Project Description:**

The Carnegie Library Building (circa 1912), is a registered Historical treasure that has been vacant since the Syracuse City School District ceased operating it as a special program location and returned it to Onondaga County. The building underwent a renovation nineteen years ago, in 1994. The County intends to rehabilitate the building by performing renovations that will prepare the building for department occupation and services.

**Project Cost Summary:**

<b>FUNDING SOURCE:</b>	<b>Pre-2014</b>	<b>2014</b>	<b>2015</b>	<b>2016</b>	<b>2017</b>	<b>2018</b>	<b>2019</b>	<b>6yr Total</b>	<b>Total:</b>
Borrowing to be Authorized	0	2,000	1,420					3,420	3,420
<b>TOTALS</b>	<b>0</b>	<b>2,000</b>	<b>1,420</b>					<b>3,420</b>	<b>3,420</b>

**Project Detail and Status:**

OCFM will design and manage this project from concepts that have been developed over the last year. We will undertake a facelift to the finishes, keeping in kind with the historical character of the building. We will deliver open floor office environments for strategic departments we would relocate into this property. We will need to expand on the air conditioner system, the fire protection system, introduce the first complete wireless network, and enhance security. The plan will be designed in-house, saving money and time, and maintaining concept continuity. Structural Modifications will not be needed.

We intend to start construction in early 2014 and finish in 2015. Therefore we would like to request the authorization for construction funds in fall 2013.

**DEPARTMENT:** FACILITIES MANAGEMENT

**Project:** Civic Center Office and Masonry Improvements

**Purpose:** Public/Employee Safety/Health, Reduce Operating Costs/Efficiency, Maintain Existing Investment, Addition Capacity

**Level of Development:** Advanced

**Project Description:**

This ongoing project consists of masonry repairs to the lower brick veneer, concrete stem wall, and columns located in front of the Civic Center, in addition to interior office renovations to multiple floors located in the Civic Center office tower. The project will include new office environments, painting, and lighting, carpeting, and HVAC modifications. It will also provide ADA enhancements and incorporate sustainable practices, such as energy reduction and ergonomic planning.

**Project Cost Summary:**

FUNDING SOURCE:	Pre-2014	2014	2015	2016	2017	2018	2019	6yr Total	Total:
Borrowing to be Authorized	0	800	700	600				2,100	2,100
Authorized Borrowing	2,850								2,850
<b>TOTALS</b>	<b>2,850</b>	<b>800</b>	<b>700</b>	<b>600</b>				<b>2,100</b>	<b>4,950</b>

**Project Detail and Status:**

This is an ongoing project. In October 2011 the County Legislature authorized \$2,850,000 to be used in 2012 on the following scope:

Masonry repair of lower brick veneer - This eliminated structural issues and potential safety hazards that could occur by bricks falling off the building. It also eliminated water infiltration into basement and subbasement levels. Moisture in the brick veneered columns that has caused lighting fixture failures was also addressed. In 2012 we successfully repointed many areas of brick veneer at ground level. We replaced almost half of the recessed lights in the exterior columns.

Renovations of floors 13 and 15 included new office environments, painting, and lighting, carpeting and HVAC modifications. The floors were designed with the strategy of open floor planning. This increased operational efficiency for departments located in those spaces and improved airflow, as well as allowed more natural lighting into these spaces.

We are continuing the implementation of this project in 2013. We are in the design phases for floors 7 and 8 and expect to begin construction in early 2014.

OCFM will ask for additional funding in fall 2013 for a continuation in 2014 of space renovations on floors 7 and 8, as well as renovations in Bureau of Vital Statistics (\$205,000), partial renovations of 9th Floor East hosting Health Department (\$128,000), HVAC upgrades, ADA upgrades, and security provisions in floors 6, 7, and 8.



**DEPARTMENT:** FACILITIES MANAGEMENT

**Project:** Civic Center Re-roof

**Purpose:** Reduce Operating Costs/Efficiency, Maintain Existing Investment

**Level of Development:** Intermediate

**Project Description:**

The roofs on the Civic Center Office Tower are thirty-nine years old and at the end of their expected life. Several incidents of leaks into the IT server room make this project imperative to our asset protection. This project will require a complete re-roofing of all roofs, including replacement of coping covers, pointing of brick veneer at the penthouse, and all associated flashings. We also anticipate improving the thermal insulation value per code, which will offset some of the capital cost with ongoing added energy savings.

**Project Cost Summary:**

<b>FUNDING SOURCE:</b>	<b>Pre-2014</b>	<b>2014</b>	<b>2015</b>	<b>2016</b>	<b>2017</b>	<b>2018</b>	<b>2019</b>	<b>6yr Total</b>	<b>Total:</b>
Borrowing to be Authorized	0			1,000	1,332			2,332	2,332
Pay As You Go	0	135						135	135
<b>TOTALS</b>	<b>0</b>	<b>135</b>		<b>1,000</b>	<b>1,332</b>			<b>2,467</b>	<b>2,467</b>

**Project Detail and Status:**

The built-up IRMA roofs on the Civic Center Office Tower and theaters are, substantially, the original roofs installed in 1975, making them thirty-nine years old and near the end of their expected life. Some re-work of the flashings on the office towers was done approximately twelve years ago, in association with the installation of the window washing davits, but the majority of the roofing, including all the theater roofing, is original and in need of replacement. Lately, we have experienced acceleration in leak conditions above the IT department. This project will require replacement of all insulation, wood blocking, walk path pavers, stone ballast, coping covers, brick veneer repointing, and associated flashings. An improvement in the thermal insulation value is required by code, which will offset some of the capital cost with ongoing added energy savings.

In fall 2013 we are requesting Legislative approval of \$135,000 to fund the engineering design for this project. We anticipate the engineering design to be completed by the end of summer 2014. We plan to request Legislative approval for construction funds to replace the office tower roof systems in fall of 2015.

**DEPARTMENT:** FACILITIES MANAGEMENT

**Project:** Community Plaza Garage

**Purpose:** Public/Employee Safety/Health, Maintain Existing Investment

**Level of Development:** Intermediate

**Project Description:**

The floor of the Community Plaza parking garage has continued to delaminate as a result of chloride contamination of the steel reinforcing bars in the upper level of the slab. The floor of the garage is, in fact, the foundation for the entire structure, including the plaza above. This project is intended to offer a long-term solution to prolong the life of the garage. The sump covers and trench drains are deteriorated, as well, and in desperate need of replacement.

**Project Cost Summary:**

FUNDING SOURCE:	Pre-2014	2014	2015	2016	2017	2018	2019	6yr Total	Total:
Authorized Borrowing	250							0	250
Borrowing to be Authorized	0				2,850			2,850	2,850
<b>TOTALS</b>	<b>250</b>				<b>2,850</b>			<b>2,850</b>	<b>3,100</b>

**Project Detail and Status:**

The garage and plaza were built in 1967 in support of the governmental plaza and the Everson Museum. The garage accommodates approximately 130 vehicles and the loading dock functions for the museum. It is linked by a tunnel system to the District Heating and Cooling Plant, as well as the Public Safety Building and both the existing and new Courthouses. The plaza above is a critical plaza park in this area of downtown that hosts numerous civic and cultural events throughout the year.

An earlier engineering study (done in about 2004) recommended the following repairs to the mat foundation: removal of delaminated and unsound concrete, replacement of reinforcing bars with 10% or greater loss of cross-sectional area due to corrosion, installation of cathodic protection system to protect foundation mat reinforcement against further corrosion, and installation of waterproofing membrane and asphalt wear top to protect against water and salt infiltration into the foundation mat. At this time we believe that there is a more economical alternative and the engineering design in progress will better define it.

For 2013 we asked and received legislative approval of \$250,000 to fund the engineering design for this project. We expect this engineering design to be completed by the end of 2013. We intend to seek legislative approval for construction funds in 2016.

**DEPARTMENT:** FACILITIES MANAGEMENT

**Project:** Courthouse - HVAC Renovations

**Purpose:** Public/Employee Safety/Health, Reduce Operating Costs/Efficiency, Maintain Existing Investment, Federal/State Mandate

**Level of Development:** Advanced

**Budget Impact:** (\$160,000)

**Project Description:**

This project is designed to address the aging, 50+ year old HVAC systems in this important 106 year old landmark building. The goal of this project is to extend and improve the mechanical life of the building's infrastructure without the need to displace the critical functions that take place during the renovation process

**Project Cost Summary:**

FUNDING SOURCE:	Pre-2014	2014	2015	2016	2017	2018	2019	6yr Total	Total:
Borrowing to be Authorized	0		400	1,000	2,000	3,000	4,000	10,400	10,400
<b>TOTALS</b>	<b>0</b>		<b>400</b>	<b>1,000</b>	<b>2,000</b>	<b>3,000</b>	<b>4,000</b>	<b>10,400</b>	<b>10,400</b>

**Project Detail and Status:**

The County has completed major spatial and functional changes at the Courthouse in response to the NYS Court Facilities Act. Approximately 40% of the building was renovated with the focus on spatial changes, however, those changes did not address the building's infrastructure needs. Much of the HVAC, electrical switchgear, and electrical distribution systems are in excess of fifty years old. The air handlers and perimeter coil induction units throughout the building are in need of replacement. The pumps and environmental controls are obsolete and also need to be replaced. A comprehensive engineering study of the building's HVAC systems has been completed and will be instrumental in assisting the County to create a plan for the systematic replacement of the HVAC systems without temporarily displacing the functions within the Courthouse.

In fall 2014 we intend to seek legislative approval of \$400,000 to fund the engineering design for this project. We plan to seek legislative approval for construction funds in fall 2015.

**DEPARTMENT:** FACILITIES MANAGEMENT

**Project:** Demolition of North Area Maintenance Facility (NAMF)

**Purpose:** Reduce Operating Costs/Efficiency, Community/Economic Development, Other

**Level of Development:** Preliminary

**Project Description:**

This project will provide for the decommissioning and demolition of the NAMF Building located on East Molloy Road. The demolition is predicated on the relocation on the current tenants, which we anticipate to begin in 2016.

**Project Cost Summary:**

FUNDING SOURCE:	Pre-2014	2014	2015	2016	2017	2018	2019	6yr Total	Total:
Borrowing to be Authorized	0				3,000			3,000	3,000
<b>TOTALS</b>	<b>0</b>				<b>3,000</b>			<b>3,000</b>	<b>3,000</b>

**Project Detail and Status:**

After considering the existing conditions and the level of structural deterioration of many components of NAMF structure it was clear that the cost of repairing the building, in order to keep it operational, was too high and not sustainable. As a result of the above determination we recommend that the demolition is the most viable solution.

**DEPARTMENT:** FACILITIES MANAGEMENT

**Project:** Downtown Campus Priority Capital Improvements

**Purpose:** Public/Employee Safety/Health, Reduce Operating Costs/Efficiency, Maintain Existing Investment, Addition Capacity

**Level of Development:** Advanced

**Project Description:**

This project will generate improvements in structural integrity, mechanical systems, energy efficiency systems, life/safety issues, office environments, building exteriors, infrastructure, ADA improvements, and security and fire alarm systems of buildings and grounds within the Downtown Campus, as well as providing for the preservation of County assets.

**Project Cost Summary:**

<b>FUNDING SOURCE:</b>	<b>Pre-2014</b>	<b>2014</b>	<b>2015</b>	<b>2016</b>	<b>2017</b>	<b>2018</b>	<b>2019</b>	<b>6yr Total</b>	<b>Total:</b>
Borrowing to be Authorized	0	1,195	750	500	500	500	500	3,945	3,945
Pay As You Go	0	180	750	1,000	1,000	1,000	1,000	5,055	4,930
Authorized Borrowing	4,860							0	4,860
<b>TOTALS</b>	<b>4,860</b>	<b>1,375</b>	<b>1,500</b>	<b>1,500</b>	<b>1,500</b>	<b>1,500</b>	<b>1,500</b>	<b>9,000</b>	<b>13,735</b>

**Project Detail and Status:**

This is an ongoing project.

**In October 2011 the County Legislature authorized \$3,860,000 to be used in 2012 on the following scope:**

**CENTER FOR FORENSIC SCIENCES:** \$1,200,000 (estimated)

We have completed the following projects: structural masonry repairs and window replacements.

**COURTHOUSE:** \$50,000

We have completed the design on the Motor Control Center replacement project.

**JUSTICE CENTER:** \$413,000

We have completed the project to refinish the exterior insulation and finish system. We have completed the kitchen floor and trench drain replacements. We purchased and installed a new industrial dishwasher. We have completed the fire alarm panel and system replacement.

**PUBLIC SAFETY BUILDING:** \$210,000

We have completed Phase 1 of the Public Safety Building third floor Central Intelligence Division and, as part of Phase 2, have awarded an abatement contract. We have completed renovations on the fourth floor in the Finance and ABC areas, as well as relocation of the records division to the first floor.

**SHERIFF'S HEADQUARTERS:** \$50,000

We have completed selective abatement, as well as carpet and flooring replacement projects. We have also reconfigured and modified the lobby of this building.

**MULTIPLE BUILDINGS/EXTERIOR COMPLEX:** \$691,000

We have completed the storefront entries at the Civic Center, Public Safety Building, and Justice Center. We have completed the contract for upgrading the telecom room HVAC at the Civic Center. We have begun various lighting and controller replacements with new LED systems and have upgraded our WAM athletic fitness area.

**ED KOCHIAN COUNTY OFFICE BUILDING:** \$1,246,000

We have completed the design and received the bids for the abatement and demolition of the first, second, fourth, fifth, and sixth floors. The construction contract was completed.

**In December 2012 the County Legislature authorized \$1,000,000 in our 2013 budget to continue the following improvements:**

CRIMINAL COURTHOUSE: \$105,000

The elevator shaft pits have buckled under a combination of subgrade hydraulic pressure and structural failure and need to be repaired. Engineering expected early fall 2013.

PUBLIC SAFETY BUILDING: \$210,000

We completed the abatement, encapsulation and renovation on the third floor CID. In addition, the renovation of the 4th floor for Evidence(CSU) was completed.

DH&C PLANT: \$250,000

Replacement of National Grid vaults, which are unsafe and unstable. This project has been delayed until fall of 2013 due to the parking complications from the Justice Center Roof project.

MULTIPLE BUILDINGS/EXTERIOR COMPLEX: \$435,000

Installation of ADA enhancements such as ADA operators for elevator lobby doors (\$160,000) and ADA improvements at the theaters (\$275,000). Studies and designs have begun, and we expect to begin improvements in fall of 2013.

**Some of the funds allocated in years 2014 and beyond will be spent on the following projects, for which we plan to seek legislative authorization in the future years:**

ASSET MANAGEMENT SYSTEM: \$650,000

The County has an immediate need to assess benchmark and input data pertaining to the condition of all County's assets. With an Asset Management System, we will have the tools necessary to analyze and review building conditions and systems in order to determine capital planning, prioritize investments, and protect the County's assets.

VARIOUS IMPROVEMENTS IN CIVIC CENTER \$1,000,000

The main focus of this project is to continue the renovation efforts on the 7th and 8th floors of Civic Center, which include ADA enhancements and security provisions for employees related to modifications of front entrances, key access doors and surveillances cameras. In addition this project intends to renovate the Onondaga room for the use by the general public, county employees and the theatre patrons.

EVERSON GARAGE/COMMUNITY PLAZA: \$330,000

This sub-project will address the following objects:

- Replacement of Everson Garage fire alarm system. (\$270,000)
- Concrete work on East Garage stairs/entrances, including new bunker glazing and access control. (\$50,000)

MULTIPLE BUILDINGS/EXTERIOR COMPLEX: \$660,000

This sub-project will address the following objects:

- Asbestos removals. We will continue removals and cleanups in various buildings and tunnels. (\$350,000)
- Sidewalk panel replacement - miscellaneous areas (\$50,000)
- Replace and enhance public address systems in compliance with PESH, Codes and Emergency Management reports (\$150,000)
- Repair Terrazzo flooring and drains at Civic Center entries. Replacement of the existing vestibule flooring with Pedigrid systems at entries.(\$110,000)

*Countywide Funds*

---

**DEPARTMENT:** FACILITIES MANAGEMENT

**Project:** Edward Kochian County Office Building Rehab./Renovation

**Purpose:** Public/Employee Safety/Health, Reduce Operating Costs/Efficiency, Maintain Existing Investment, Addition Capacity

**Level of Development:** Advanced

**Project Description:**

This project entails the continued renovation of the Edward Kochian County Office Building, giving it an extended useful life of forty-five to fifty years with improved fire safety, reduced maintenance, and energy cost savings as a result of complete asbestos abatement, upgrading finishes, mechanical systems, fire protection, lighting, and improved energy management. Three of the eight floors (3, 7, and 8), as well as the basement, have been completed in the past. Renovations are planned to coincide with space availability due to staged renovations within the Civic Center complex. Special attention will be paid to solutions for those with mobility and other unique challenges. Onondaga County is striving to achieve comfortable inclusion for the public we serve and our employees.

**Project Cost Summary:**

<b>FUNDING SOURCE:</b>	<b>Pre-2014</b>	<b>2014</b>	<b>2015</b>	<b>2016</b>	<b>2017</b>	<b>2018</b>	<b>2019</b>	<b>6yr Total</b>	<b>Total:</b>
Borrowing to be Authorized	0	1,090						1,090	1,090
Pay As You Go	0	185						185	185
Authorized Borrowing	4,400							0	4,400
<b>TOTALS</b>	<b>4,400</b>	<b>1,275</b>						<b>1,275</b>	<b>5,675</b>

**Project Detail and Status:**

The asbestos abatement in the Edward Kochian County Office Building (County Office Building) was completed in May 2013. As result of this abatement, the basement, first, second, fourth, fifth, and sixth floors as well as seventh and eighth floor lobbies, and the mechanical penthouse are ready for renovation. We will renovate the first and sixth floors in 2013 and this work will include upgrades to the bathrooms on these floors.

We need additional funds in 2014 to continue to carry this project to completion, which means renovations of floors 4 and 5, as well as the lobbies on floors 7 and 8. We will implement the second phase of the relocation renovations for the Probation Department. The rehabilitation of the County Office Building will include HVAC systems and controlling upgrades, managed electrical service, water use reduction in plumbing, safety and security provisions, audio and visual technologies, lighting enhancement with programmable technology, as well as ergonomics and ADA improvements.

We expect energy use reduction and savings, department staff performance improvements, and increased useful life and security of our asset upon completion of this project.

**DEPARTMENT:** FACILITIES MANAGEMENT

**Project:** Micro Turbine Generation

**Purpose:** Reduce Operating Costs/Efficiency, Maintain Existing Investment, Maximize Outside Funding, Addition Capacity, Other

**Level of Development:** Advanced

**Budget Impact:** (\$86,000)

**Project Description:**

This project will install micro turbine power generators at the DH&C Plant. The micro turbine will support and deliver electrical power to the DH&C Plant, as well as the Justice Center. There will be an efficiency increase and an energy reduction as well as improvements to our ability to respond to the NYS "Demand Response Program".

**Project Cost Summary:**

FUNDING SOURCE:	Pre-2014	2014	2015	2016	2017	2018	2019	6yr Total	Total:
Borrowing to be Authorized	0	431						431	431
State Aid	0	369						369	369
<b>TOTALS</b>	<b>0</b>	<b>800</b>						<b>800</b>	<b>800</b>

**Project Detail and Status:**

We are proposing a 260kw micro turbine unit as a producer of power to the DH&C plant. In short, this unit would produce electricity off the grid and run as a parallel to our existing energy source. In case the grid service fails the turbine will provide the backup service. We will realize a reduction in energy costs, increase demand response program revenues, and reduce greenhouse gas emissions. Heat recovery from the unit in the winter and summer months will be reintroduced into our DH&C systems which will supplement the heating of our domestic hot water.

This project qualifies for NYSEDA rebate (\$369,000) which together with an estimated \$86,000 annual savings makes it possible to have a 5 year pay-back period. The fact that the life cycle of this project is 20 to 25 years, this project is a very viable financial investment.

In fall 2013 we intend to ask authorization for construction funding.



**DEPARTMENT:** FACILITIES MANAGEMENT

**Project:** Oncenter Rehabilitations

**Purpose:** Public/Employee Safety/Health, Reduce Operating Costs/Efficiency, Maintain Existing Investment, Community/Economic Development

**Level of Development:** Advanced

**Project Description:**

We propose to replace, rehabilitate and restore various fatigued, out of date and failing systems and components within the Oncenter Building group. This will include, but will not be limited to, theater enhancements of acoustical treatments, ADA upgrades and appurtenances, building systems modifications, lighting replacements insulation replacements and press box renovations.

**Project Cost Summary:**

<b>FUNDING SOURCE:</b>	<b>Pre-2014</b>	<b>2014</b>	<b>2015</b>	<b>2016</b>	<b>2017</b>	<b>2018</b>	<b>2019</b>	<b>6yr Total</b>	<b>Total:</b>
Authorized Borrowing	500	500	500					1,000	1,500
Borrowing to be Authorized	0			500	500	500	500	2,000	2,000
<b>TOTALS</b>	<b>500</b>	<b>500</b>	<b>500</b>	<b>500</b>	<b>500</b>	<b>500</b>	<b>500</b>	<b>3,000</b>	<b>3,500</b>

**Project Detail and Status:**

In December 2012 the County Legislature authorized \$1,500,000, with the agreement to appropriate \$500,000 per year in 2013, 2014, and 2015.

The plan is to implement the following projects with these authorized funds:

Replace a part of the Convention Center roof. More specifically lower west side roof over the loading dock (\$800,000)

Reinforce and secure Oncenter Garage safety cable fencing. There are several locations where the tension cables have stressed and fatigued into failure. If not corrected, we will be exposed to liability and loss of assets. These cables are integral to the precast structure. (\$100,000)

Wall draperies and acoustical treatments, Crouse Hinds and Carrier Theaters (\$230,000)  
 The Eyebrow project will set in motion enhancements needed to elevate our theaters to the level of performance required to compete in the current market. Existing wall draperies and acoustic panels are not in good condition. The materials are of a generation ago and new technologies offer opportunity to advance on the stage market. Entry doors will be replaced with those meeting new attenuation standards and silent hardware.

Meeting room makeovers, Convention Center (\$370,000)  
 We will continue the rehabilitation started this year in the two larger meeting rooms. New wall, floor, and ceiling finishes, as well as new audio visual technologies will be put in place where outdated and deteriorated finishes and equipment now exist, thereby improving aesthetic and increasing market value.

With the funds we intend to request for period 2016 - 2019 we plan to accomplish the following projects:

Replace the existing marquees with new digital marquees (\$750,000)

Replacement of inefficient high wattage lighting and controlling systems (\$410,000)

Press box upgrades, War Memorial (\$250,000)  
 The outdated, underutilized press box catwalks in the arena will be refurbished and enhanced to improve their usefulness. New technology and broadcast appurtenances will be installed, in addition to HVAC modifications.

Insulation repairs, Convention Center (\$250,000)

## *Countywide Funds*

---

We have many areas of disrepair and disturbance, mostly in the mechanical, kitchen, and basement areas. They need to be restored to their original integrity. Leaking condensation is causing damage to assets and the loss of heating and cooling radiating away from our systems is costing money.

Metasys system expansion (\$95,000)

We will extend the connections and interface into the DH&C plant where 24/7 monitoring is available. An expansion of network cabling and programming is needed.

Replace 2450 stackable banquet chairs at the ballroom and other areas complex wide (\$245,000)

**DEPARTMENT:** FACILITIES MANAGEMENT

**Project:** Remodeling TA Intake

**Purpose:** Public/Employee Safety/Health, Reduce Operating Costs/Efficiency, Maintain Existing Investment, Addition Capacity

**Level of Development:** Advanced

**Project Description:**

This project will provide for efficiency improvements in the Department of Social Services by renovating the Division of Temporary Assistance Intake - with attention to congestion reduction, staff and public safety, as well as security - to allow for streamlined and effective delivery of services.

**Project Cost Summary:**

<b>FUNDING SOURCE:</b>	<b>Pre-2014</b>	<b>2014</b>	<b>2015</b>	<b>2016</b>	<b>2017</b>	<b>2018</b>	<b>2019</b>	<b>6yr Total</b>	<b>Total:</b>
Borrowing to be Authorized	0		1,500	1,003				2,503	2,503
Authorized Borrowing	378							0	378
<b>TOTALS</b>	<b>378</b>		<b>1,500</b>	<b>1,003</b>				<b>2,503</b>	<b>2,881</b>

**Project Detail and Status:**

The rehabilitation will include improved service environments, enhanced video surveillance, duress alarms, security stations, new public address systems, reconfigured client approaches, and progressive stations. The signage will be graphic lighted displays and call up. There will be interpretive language systems. In addition we will enhance access control on doors and barriers, and the new furnishings will be ergonomic, stably aligned with the program flow. The building systems will be rehabilitated to include improved, efficient and balanced HVAC, sustainable lighting solutions, and maintenance friendly BMS interfacing. ADA enhancements will include mechanical door operators, selective seating arrangements, comfortable approach, and service stations. We expect that a more comfortable yet durable environment will improve the services to the clients.

The asbestos abatement project in the Edward Kochian County Office Building was completed in May of 2013. Now that this project is completed we will continue with design and a phased construction of this new project.

We received authorization of \$378,000, which will be spent for the study and design for construction. We will have this task completed by December 2013. The County Office Building abatement project completion delayed the start of the design.

We intend to seek authorization for the construction funds in fall 2014.

**DEPARTMENT:** FINANCE DEPT

**Project:** Tax Collection and Delinquency Software

**Purpose:** Reduce Operating Costs/Efficiency

**Level of Development:** Advanced

**Budget Impact:** \$120,000

**Project Description:**

This project will provide for the standardization and modernization of property tax collection software across all taxing jurisdictions (nineteen towns, fifteen villages and twenty-five school districts), along with the modernization of current delinquent tax collection software utilized by Onondaga County Finance Dept. for tax collection and enforcement.

**Project Cost Summary:**

FUNDING SOURCE:	Pre-2014	2014	2015	2016	2017	2018	2019	6yr Total	Total:
Borrowing to be Authorized	0	600						600	600
<b>TOTALS</b>	<b>0</b>	<b>600</b>						<b>600</b>	<b>600</b>

**Project Detail and Status:**

The County seeks to standardize and modernize its delinquent tax collection software, as well as the tax collection software systems utilized by the nineteen towns, fifteen villages, and twenty-five school districts for which it guarantees taxes. There are currently several different vendors providing varying levels of services and support. At the end of each collection period a report of paid and unpaid taxes are turned over to the County and are uploaded/entered into the delinquency program so that we can begin to accept payments and enforce collection. These reports are often formatted differently, or in some instances, hand written. In addition, this process relies heavily on the experience, expertise, and technical ability of each individual Tax Collector/Receiver to send accurate and timely information. Standardizing the collection systems will ease this burden and allow the reconciliation process to be automated, while providing the County with a consolidated database throughout the collection period.

**DEPARTMENT:** OFFICE OF ENVIRONMENT

**Project:** Ash Tree Management (NEW)

**Purpose:** Public/Employee Safety/Health, Reduce Operating Costs/Efficiency, Maintain Existing Investment

**Level of Development:** Intermediate

**Project Description:**

Emerald Ash Borer (EAB), an invasive species of beetle that kills ash trees, arrived in the U.S. around 2002 and is spreading across the Country. At some point the beetle will infest ash trees in Onondaga County. One in nine trees in Onondaga County is an ash tree.

Onondaga County is developing and implementing an Emerald Ash Borer (EAB) management strategy in order to minimize the hazard risk to the community, the impact of EAB on County operations and to plan for and minimize EAB costs (tree removal/inoculation, manpower and equipment, disposal and tree replacement). All County-owned ash trees with potential targets in the drop zone (people or physical assets) will need to be removed or inoculated to protect the public, protect assets and reduce liability

**Project Cost Summary:**

<b>FUNDING SOURCE:</b>	<b>Pre-2014</b>	<b>2014</b>	<b>2015</b>	<b>2016</b>	<b>2017</b>	<b>2018</b>	<b>2019</b>	<b>6yr Total</b>	<b>Total:</b>
Borrowing to be Authorized	0	500	500	500	500			2,000	2,000
<b>TOTALS</b>	<b>0</b>	<b>500</b>	<b>500</b>	<b>500</b>	<b>500</b>			<b>2,000</b>	<b>2,000</b>

**Project Detail and Status:**

The County owns approximately 300 parcels of land covering roughly 8,000 acres (including parkland, water supply and wastewater treatment plants, drainage districts, pumping stations, radio towers, institutional campuses for uses including administration, long term care, correctional facilities, emergency response operations and more) and nearly 800 miles of highway rights-of-way. These properties are home to tens of thousands of ash trees.

Steps must be taken by the County to ensure that the threat of harm to humans and/or damage to County-owned property is minimized, that the public cost of managing affected trees on County-owned property is minimized and that overall disruption in the community is minimized (including tree replacement needs). To this end the County is taking the following steps:

- 1) Conducting an inventory of ash trees on County-owned property
- 2) Managing ash trees on county owned properties (treating or removing)
- 3) Helping organize a community-wide task force to develop a Community EAB Management Strategy.

The inventory of ash trees (location, size, health, nearby targets) was initiated in 2012 and will be completed in 2014. Early management efforts will be aimed at removing priority hazard trees, small diameter trees (low removal costs), and damaged trees that are likely to become priority hazard trees and tree replacement in critical areas.

Based on existing inventory data, anticipated costs for removal, inoculation and replacement will exceed the amount we are requesting at this point in time. In fall of 2013 we are asking for authorization of \$2 million and appropriation of \$500,000 which will be spent during the 2014-2015 tree removal season. Later, as we complete the inventory of the ash trees it will be possible to better determine the magnitude of scope and cost of this project.

**DEPARTMENT:** PARKS & RECREATION DEPT.

**Project:** Carpenters Brook Fish Hatchery Reevaluation and Redesign (New)

**Purpose:** Reduce Operating Costs/Efficiency, Maintain Existing Investment, Community/Economic Development, Additional Capacity

**Level of Development:** Preliminary

**Project Description:**

Carpenters Brook Fish Hatchery uses the structures of an old farm, which are outdated, inefficient and do not adequately meet the Hatchery's needs. This project seeks to address those issues by constructing a more efficient facility that includes a fish rearing (hatchery) facility, garage, tool facility, diet room, office space, and a public reception desk.

**Project Cost Summary:**

FUNDING SOURCE:	Pre-2014	2014	2015	2016	2017	2018	2019	6yr Total	Total:
Borrowing to be Authorized	0		10,000					10,000	10,000
<b>TOTALS</b>	<b>0</b>		<b>10,000</b>					<b>10,000</b>	<b>10,000</b>

**Project Detail and Status:**

Carpenter's Brook Fish Hatchery produces over 80,000 Brook, Brown and Rainbow Trout each year. Staff and volunteers stock over 100 miles of streams and 10,000 acres of impoundments. The hatchery is a big reason why our region has the state's largest per capita fish license sales and local fishing oriented retail sales of \$4 million annually. Carpenter's Brook also offers seasonal fishing programs for families, seniors and groups.

This project will enhance operations at the Hatchery by replacing several out-dated buildings currently in use. These buildings were constructed in the 1930's and are in disrepair. The new facility would be constructed in a more efficient layout that would result in better operations and expanded usage for the community.

A preliminary study has been conducted and is being reviewed as part of the planning process.

**DEPARTMENT:** PARKS & RECREATION DEPT.

**Project:** Highland Forest Parking Improvements

**Purpose:** Public/Employee Safety/Health, Maintain Existing Investment, Community/Economic Development

**Level of Development:** Intermediate

**Project Description:**

The Skyline Lodge parking lot will be reconstructed and expanded adding fifty spaces and installing six new parking lot lights.

**Project Cost Summary:**

FUNDING SOURCE:	Pre-2014	2014	2015	2016	2017	2018	2019	6yr Total	Total:
Borrowing to be Authorized	0		1,000					1,000	1,000
<b>TOTALS</b>	<b>0</b>		<b>1,000</b>					<b>1,000</b>	<b>1,000</b>

**Project Detail and Status:**

The design for this project was completed in the 2012. The Skyline Lodge at Highland Forest has become a major destination for weddings and other events. Highland also offers incredible trails that are ideal for hiking and cross country skiing. Highland Forest has also redirected the entry point to all their trails so they originate from the parking lot/lodge area. These factors have led to an increase in usage in recent years. The current parking lot is not capable of withstanding the increased usage. Additionally, better lighting is necessary for night events,

This project will expand the parking lot space to accommodate events for which the current design is not adequate. The parking lot will transition from an oil and stone surface to an asphalt paved surface for greater durability. In addition, this project will install permanent parking lot lights.

**DEPARTMENT:** PARKS & RECREATION DEPT.

**Project:** Lights on the Lake Storage Facility

**Purpose:** Reduce Operating Costs/Efficiency, Addition Capacity, Other

**Level of Development:** Intermediate

**Budget Impact:** (\$25,000)

**Project Description:**

This project seeks to construct a warehouse facility to house the Lights on the Lake show inventory and also provide space in which to work on the light displays.

**Project Cost Summary:**

FUNDING SOURCE:	Pre-2014	2014	2015	2016	2017	2018	2019	6yr Total	Total:
Borrowing to be Authorized	0				315			315	315
<b>TOTALS</b>	<b>0</b>				<b>315</b>			<b>315</b>	<b>315</b>

**Project Detail and Status:**

This project provides for the building of a warehouse and workspace for the lighting displays of the Lights on the Lake show. The new building could be located in Long Branch Park, which increases convenience over the current location because it is on site; Parks employees would not have to leave the park to store or work on Lights on the Lake displays. The proposed building is expected to have a useful life of at least thirty years.



**DEPARTMENT:** PARKS & RECREATION DEPT.

**Project:** Park Buildings

**Purpose:** Reduce Operating Costs/Efficiency, Maintain Existing Investment, Community/Economic Development, Addition Capacity

**Level of Development:** Preliminary

**Project Description:**

This project seeks to replace the existing structures or build new ones to increase the accessibility of the following parks:

- Veterans' Cemetery: Additional equipment storage
- Onondaga Lake Park: Conversion of the concession building

**Project Cost Summary:**

FUNDING SOURCE:	Pre-2014	2014	2015	2016	2017	2018	2019	6yr Total	Total:
Borrowing to be Authorized	0		500					500	500
<b>TOTALS</b>	<b>0</b>		<b>500</b>					<b>500</b>	<b>500</b>

**Project Detail and Status:**

This project has two components:

Veterans' Cemetery Equipment Storage Addition:           \$250,000

The Veterans' Cemetery has expanded in size over the years. This has necessitated the use of additional equipment, such as mowers, tractors, utility vehicles, and backhoes. The storage garage no longer has adequate space for the additional equipment.

Onondaga Lake Park Concession Stand Building Conversion:   \$250,000

On the north side of Onondaga Lake Park near Long Branch Road is a Parks building that was used to house food concessions, a bicycle rental, and restroom facilities. Concessions and the bicycle rental have been relocated to the Griffin Visitor Center area of the park. This proposal is to convert the empty building into a reserved tent/picnic area.

Shelters are a consistent revenue generator in Onondaga County Parks. The shelters at Onondaga Lake Park have the highest usage in the park system. During the summer months it is not uncommon to have every available shelter rented for picnics/events. An additional rental shelter would lead to additional revenue and also provide extra space for residents to enjoy the park. The location would be very desirable because it is more private, has attached restrooms, is closer to the water than other shelters and has a parking lot directly adjacent.

**DEPARTMENT:** PARKS & RECREATION DEPT.

**Project:** Park Improvements/Willow Bay

**Purpose:** Maintain Existing Investment, Community/Economic Development

**Level of Development:** Preliminary

**Project Description:**

In 2012, the Onondaga County Parks Department invested limited resources in developing a preliminary plan for improvements to the Willow Bay area of Onondaga Lake Park. This preliminary investigation led to the determination that the Willow Bay area could benefit from significant capital improvements as attendance at Onondaga Lake grows and the cleanup of Onondaga Lake progresses into its final phases.

**Project Cost Summary:**

FUNDING SOURCE:	Pre-2014	2014	2015	2016	2017	2018	2019	6yr Total	Total:
Borrowing to be Authorized	0		200	1,300	1,200			2,700	2,700
<b>TOTALS</b>	<b>0</b>		<b>200</b>	<b>1,300</b>	<b>1,200</b>			<b>2,700</b>	<b>2,700</b>

**Project Detail and Status:**

This project builds upon investments made in 2012 to improve paths, parking facilities, and ADA access within Onondaga Lake Park.

Preliminary investigations funded in 2012 of the various picnic shelters, parking facilities, and trails within the Willow Bay area of Onondaga Lake Park have indicated the need for investment in aging facilities and substandard parking facilities that no longer meet the demands of Onondaga Lake Park's visitors. Parking facilities require modernization and improvement, picnic pavilions need full replacement, and aged trail systems need to be removed and/or repaired.

Moreover, as Onondaga Lake continues to recover from its industrial past, Willow Bay is viewed as a potential area for a public swimming beach. These improvements will help to advance that long-term objective by ensuring that the trails, pavilions and parking facilities are up to modern standards for a public bathing beach.

**DEPARTMENT:** PARKS & RECREATION DEPT.

**Project:** Park Roads, Parking Areas, and Trail Paving

**Purpose:** Maintain Existing Investment, Community/Economic Development

**Level of Development:** Preliminary

**Project Description:**

This project proposes reconstructing or resurfacing of park roads, parking lots, and trails in need of repair that have not been addressed in recent Parks Capital Projects or Loop the Lake project.

**Project Cost Summary:**

<b>FUNDING SOURCE:</b>	<b>Pre-2014</b>	<b>2014</b>	<b>2015</b>	<b>2016</b>	<b>2017</b>	<b>2018</b>	<b>2019</b>	<b>6yr Total</b>	<b>Total:</b>
Borrowing to be Authorized		350	500	500	500	500	500	2,850	2,850
Authorized Borrowing	5,465								5,465
<b>TOTALS</b>	<b>5,465</b>	<b>350</b>	<b>500</b>	<b>500</b>	<b>500</b>	<b>500</b>	<b>500</b>	<b>2,850</b>	<b>8,315</b>

**Project Detail and Status:**

The Onondaga County Parks system is one of the finest in the country. Residents and visitors alike are impressed and complimentary about the high quality product we offer. We have become a destination for recreational activity 12 months a year. In recent years, the Onondaga County Legislature has authorized funding for the purpose of improving parks roads, parking lots, and trails in the County Parks system. This funding has been used to seal and resurface roads at the Veteran’s Cemetery, replace a deteriorating boardwalk and resurface a parking lot at Beaver Lake, install a culvert pipe at Jamesville Beach, repair masonry at the Salt Museum and much more.

2013 has been a busy year with many projects occurring to further improve the Parks. We completed the installation of a new deck at Highland Forest (\$125,000), completely redesigned the entrance for the Rosamond Gifford Zoo (\$1,648,333) and repaved the East Shore Trail at Onondaga Lake Park (\$954,010). A project to upgrade the parking lot at Jamesville Beach with green infrastructure components will be underway this fall (est. \$1,746,417) and we will begin a similar project at Beaver Lake in the spring of 2014 (est. \$1,000,000).

Keeping our reputation as a world class park system requires innovative ideas and attention to details. The purpose of the future funding is to invest in the Parks infrastructure so that it is maintained at a high level. With over 3 million visitors a year we must ensure our roads, parking lots and trails receive adequate repair and maintenance. In fall 2013 we intend to ask authorization for \$350,000 to continue our work.

**DEPARTMENT:** SHERIFF POLICE/CIVIL

**Project:** Special Operations Facility Replacement (NEW)

**Purpose:** Public/Employee Safety/Health, Maintain Existing Investment, Addition Capacity

**Level of Development:** Intermediate (A)

**Project Description:**

This project will renovate the Sheriff's special operations facility, which houses the Sheriff's Office Special Enforcement Section. This section is made up of Aviation, Navigation, K-9, Snowmobile, Underwater Search & Recovery, Hazardous Device Disposal, SWAT, Firearms Training and the Armorer. The building serves as the base of operation for these units and houses a variety of Sheriff's Office vehicles and equipment. This project will also provide for additional space to consolidate the property and evidence facility and provide space for an impound lot.

**Project Cost Summary:**

FUNDING SOURCE:	Pre-2014	2014	2015	2016	2017	2018	2019	6yr Total	Total:
Borrowing to be Authorized	0		3,350					3,350	3,350
Authorized Borrowing	400							0	400
<b>TOTALS</b>	<b>400</b>		<b>3,350</b>					<b>3,350</b>	<b>3,750</b>

**Project Detail and Status:**

The special operations facility is a pre-engineered metal building, originally constructed to house aircraft and related equipment. It is estimated that the Sheriff's Office special operations facility was constructed in the 1960's with one renovation completed in 1980. Almost all of the major components of the building have outlived their normal service lives and are in need of replacement.

The following work will be required to ensure the facility's operation over the next twenty years:

- Replace the entire building shell, including the metal roof, metal siding, windows, overhead doors, and manual doors. We expect to retain and reuse the building's steel structure, foundations and concrete floor slabs, however, the corrugated roof is corroded, the metal siding is dented and loose in some areas, and the roof and walls are minimally insulated and should be brought up to code to save energy.
- Resurface the existing concrete floor in the hangar area.
- Replace all mechanical, electric, and plumbing systems. These systems are beyond their normal service lives and consume more energy than replacement systems would.
- Replace all finishes in the existing office areas (walls, floors, and ceilings). Finishes in the office areas are deteriorated and in need of replacement.
- Reconfigure the office areas to better meet current program requirements.
- Replace the site paving.

In addition to the above items, the facility is currently lacking sufficient vehicle storage space in the hangar area. Additional vehicle and equipment storage space is necessary to meet the storage needs. This space is available if the two Department of Transportation buildings on site are also renovated to meet the Sheriff's needs.

The current conditions at the property and evidence facility create a hazardous working environment for employees and other users of the facility. The facility is also running out of space. The future goal is to have a consolidated Sheriff's, towns and villages property and evidence facility. The best solution for addressing these needs is to renovate the Department of Transportation buildings at the special operations facility site. These buildings have sufficient space to meet current needs and the potential to expand to meet future needs. Costs and scope of this project have yet to be determined and an engineering study should be done first to determine the costs.

**DEPARTMENT:** SHERIFF CUSTODY

**Project:** Behavioral Health Unit at the Justice Center

**Purpose:** Public/Employee Safety/Health, Maintain Existing Investment, Federal/State Mandate, Addition Capacity, Other

**Level of Development:** Preliminary (A)

**Budget Impact:** (\$2,643,500)

**Project Description:**

This project is to build a new one floor behavioral health unit at the site of the fourth tower at the Onondaga County Justice Center. This unit would create space to house approximately 100 inmates and would include a constant supervision that would enable assigned officers to observe between three and five inmates at a time, thereby reducing the overtime cost. This unit will allow for more consistent and appropriate care of inmates with identified behavioral health challenges

**Project Cost Summary:**

<b>FUNDING SOURCE:</b>	<b>Pre-2014</b>	<b>2014</b>	<b>2015</b>	<b>2016</b>	<b>2017</b>	<b>2018</b>	<b>2019</b>	<b>6yr Total</b>	<b>Total:</b>
Authorized Borrowing	500							0	500
Borrowing to be Authorized	0		10,000					10,000	10,000
<b>TOTALS</b>	<b>500</b>		<b>10,000</b>					<b>10,000</b>	<b>10,500</b>

**Project Detail and Status:**

With the high cost associated with constant watch inmates, the Sheriff's Office proposes the construction of a new behavioral health unit at the Patrick J. Corbett Onondaga County Justice Center. The project would include the addition of approximately 100 bed spaces, a constant supervision area where one deputy can watch between three and five inmates simultaneously, and program and administrative space necessary to accommodate the needs of the jail population.

In the last twenty-five to thirty years, the local inmate population has continued to increase. In 1983, the average combined daily population at the Justice Center and at the Onondaga County Correctional Facility (OCCF) was approximately 372 inmates. By 2011 that number was 1,102 – an increase of 196% from the 1983 level. This represents an increase of approximately 4.2% each year. The addition of these 100 beds will help alleviate this increase in Justice Center population.

Another consideration is the overtime cost associated with inmates who are placed on constant supervision detail (suicide watch). In 2011, the Justice Center averaged 8.9 such inmates per day. The current behavioral unit allows a deputy to watch only one or two inmates on constant watch at a time. In 2011, there were an average of 4.9 constant watch posts per day - most of which were filled with deputies working on overtime. Salary and fringe costs associated with such overtime were in excess of \$1.7 million. A mental health unit constructed with such constant supervision details in mind would enable each deputy to watch four or five inmates at a time. The result would be that salary and fringe costs associated with constant watch overtime could potentially be reduced by half - saving the county about \$850,000 annually.

If population trends continue, even considering the additional staff needed to supervise the new space and the cost of paying off the debt of the project, the County can conservatively save over \$2 million per year if the new jail space were constructed and operational by 2015.

This project is currently in the conception stage. The first step was to engage an architect/engineer to perform initial designs so that the cost of constructing such a unit can be more accurately determined. The funds to accomplish this first step were authorized in November 2012 and the engineering design will be completed between late 2013 and early 2014. We believe in fall 2014 we will be ready to ask for authorization of construction funds and start the implementation of this project in early 2015.

**DEPARTMENT:** ONONDAGA COMMUNITY COLLEGE

**Project:** Allyn Hall Upgrades and Improvements

**Purpose:** Reduce Operating Costs/Efficiency, Maintain Existing Investment

**Level of Development:** Preliminary

**Project Description:**

Complete the renovation of Allyn Hall.

**Project Cost Summary:**

FUNDING SOURCE:	Pre-2014	2014	2015	2016	2017	2018	2019	6yr Total	Total:
State Aid	0		1,471					1,471	1,471
Borrowing to be Authorized	0		1,500					1,500	1,500
<b>TOTALS</b>	<b>0</b>		<b>2,971</b>					<b>2,971</b>	<b>2,971</b>

**Project Detail and Status:**

This project will complete the renovation of Allyn Hall including updating the locker rooms, restroom facilities, replacement and upgrading of HVAC systems, the installation of sprinklers, and an expansion of the training facilities.

**DEPARTMENT:** ONONDAGA COMMUNITY COLLEGE

**Project:** Completion of Renovation of Ferrante Hall

**Purpose:** Reduce Operating Costs/Efficiency, Maintain Existing Investment

**Level of Development:** Preliminary

**Project Description:**

Complete the renovation of Ferrante Hall.

**Project Cost Summary:**

<b>FUNDING SOURCE:</b>	<b>Pre-2014</b>	<b>2014</b>	<b>2015</b>	<b>2016</b>	<b>2017</b>	<b>2018</b>	<b>2019</b>	<b>6yr Total</b>	<b>Total:</b>
State Aid	0			6,156				6,156	6,156
Borrowing to be Authorized	0			6,279				6,279	6,279
<b>TOTALS</b>	<b>0</b>			<b>12,435</b>				<b>12,435</b>	<b>12,435</b>

**Project Detail and Status:**

This project will complete the renovation of Ferrante Hall. The renovation will include the Nursing Department area on the first floor and sprinkler installations in areas of the building that are currently not equipped with sprinklers.

**DEPARTMENT:** ONONDAGA COMMUNITY COLLEGE

**Project:** Coulter Library Building Renovation

**Purpose:** Reduce Operating Costs/Efficiency, Maintain Existing Investment

**Level of Development:** Preliminary

**Project Description:**

Comprehensive renovation of the Coulter Library Building.

**Project Cost Summary:**

FUNDING SOURCE:	Pre-2014	2014	2015	2016	2017	2018	2019	6yr Total	Total:
State Aid	0		14,847					14,847	14,847
Borrowing to be Authorized	0		15,144					15,144	15,144
<b>TOTALS</b>	<b>0</b>		<b>29,991</b>					<b>29,991</b>	<b>29,991</b>

**Project Detail and Status:**

A comprehensive renovation of the Coulter Library Building will be completed in accordance with the recommendations received from the Library Program Study conducted in 2012.



**DEPARTMENT:** ONONDAGA COMMUNITY COLLEGE

**Project:** Elevator Replacement and Upgrades/ Protection of the Campus E-mail and Phone Servers

**Purpose:** Reduce Operating Costs/Efficiency, Maintain Existing Investment

**Level of Development:** Preliminary

**Project Description:**

Replacement of outdated elevators along with upgrading and enhancing protection of the College's E-mail and Phone servers.

**Project Cost Summary:**

<b>FUNDING SOURCE:</b>	<b>Pre-2014</b>	<b>2014</b>	<b>2015</b>	<b>2016</b>	<b>2017</b>	<b>2018</b>	<b>2019</b>	<b>6yr Total</b>	<b>Total:</b>
State Aid	0			3,221				3,221	3,221
Borrowing to be Authorized	0			3,286				3,286	3,286
<b>TOTALS</b>	<b>0</b>			<b>6,507</b>				<b>6,507</b>	<b>6,507</b>

**Project Detail and Status:**

Existing elevators will be replaced with new, energy efficient units. Upgrades will be performed to enhance the protection of the College's E-mail and Phone servers currently housed in the Mawhinney Hall basement.

**DEPARTMENT:** ONONDAGA COMMUNITY COLLEGE

**Project:** Infrastructure - Campus Wide

**Purpose:** Public/Employee Safety/Health, Reduce Operating Costs/Efficiency, Maintain Existing Investment

**Level of Development:** Preliminary

**Project Description:**

Various campus wide infrastructure enhancements.

**Project Cost Summary:**

FUNDING SOURCE:	Pre-2014	2014	2015	2016	2017	2018	2019	6yr Total	Total:
State Aid	0				6,660			6,660	6,660
Borrowing to be Authorized	0				6,673			6,673	6,673
<b>TOTALS</b>	<b>0</b>				<b>13,333</b>			<b>13,333</b>	<b>13,333</b>

**Project Detail and Status:**

This project will provide for the addition to and enhancement of various campus infrastructure items, including the installation of a centralized emergency generator and a building kiosk system, updates to HVAC controls, campus lighting, technology upgrades, building access controls, and other various capital maintenance items.

**DEPARTMENT:** ONONDAGA COMMUNITY COLLEGE

**Project:** OCC Inner-harbor Campus Extension

**Purpose:** Community/Economic Development, Additional Capacity

**Level of Development:** Preliminary

**Project Description:**

The goal of this project is to build an extension of OCC campus in the Inner-Harbor development area..

**Project Cost Summary:**

<b>FUNDING SOURCE:</b>	<b>Pre-2014</b>	<b>2014</b>	<b>2015</b>	<b>2016</b>	<b>2017</b>	<b>2018</b>	<b>2019</b>	<b>6yr Total</b>	<b>Total:</b>
State Aid	0		3,500	4,000				7,500	7,500
Borrowing to be Authorized	0		3,500	4,000				7,500	7,500
<b>TOTALS</b>	<b>0</b>		<b>7,000</b>	<b>8,000</b>				<b>15,000</b>	<b>15,000</b>

**Project Detail and Status:**

The new development will add 50,000 Sq Ft classroom office and support spaces and will also provide for related site improvements such as parking and other necessary infrastructure.

**DEPARTMENT:** ONONDAGA COMMUNITY COLLEGE

**Project:** Renovation of Service and Maintenance Building

**Purpose:** Reduce Operating Costs/Efficiency, Maintain Existing Investment

**Level of Development:** Preliminary

**Project Description:**

Renovate the Service and Maintenance Building to create swing space and establish a permanent storage location appropriate for College Archives.

**Project Cost Summary:**

FUNDING SOURCE:	Pre-2014	2014	2015	2016	2017	2018	2019	6yr Total	Total:
State Aid	0		350					350	350
Borrowing to be Authorized	0		357					357	357
<b>TOTALS</b>	<b>0</b>		<b>707</b>					<b>707</b>	<b>707</b>

**Project Detail and Status:**

This project will provide for the renovation of approximately 10,000 square feet of space. The renovated space will be used to accommodate swing space needs associated with the Coulter Library renovation as well as other relocations that are operationally necessary. Part of this renovation will also create a dedicated storage space appropriate for the College's Archives.

**DEPARTMENT:** ONONDAGA COMMUNITY COLLEGE

**Project:** Site Improvements

**Purpose:** Public/Employee Safety/Health, Reduce Operating Costs/Efficiency, Maintain Existing Investment

**Level of Development:** Preliminary

**Project Description:**

Improvements to the condition of various campus sites and projects.

**Project Cost Summary:**

<b>FUNDING SOURCE:</b>	<b>Pre-2014</b>	<b>2014</b>	<b>2015</b>	<b>2016</b>	<b>2017</b>	<b>2018</b>	<b>2019</b>	<b>6yr Total</b>	<b>Total:</b>
State Aid	0				2,111			2,111	2,111
Borrowing to be Authorized	0				2,153			2,153	2,153
<b>TOTALS</b>	<b>0</b>				<b>4,264</b>			<b>4,264</b>	<b>4,264</b>

**Project Detail and Status:**

This project undertakes various campus site condition improvements and projects including the enhancement of outdoor campus spaces, enhancement and redevelopment of the overlook parking lot, and increasing accessibility on the northeast part of campus.

**DEPARTMENT:** ONONDAGA COMMUNITY COLLEGE

**Project:** Student Center Renovation and Redesign

**Purpose:** Reduce Operating Costs/Efficiency, Maintain Existing Investment

**Level of Development:** Preliminary

**Project Description:**

Redesign and renovate the Gordon Student Center to optimize space and enhance the delivery of services to Onondaga students.

**Project Cost Summary:**

FUNDING SOURCE:	Pre-2014	2014	2015	2016	2017	2018	2019	6yr Total	Total:
State Aid	0			3,603				3,603	3,603
Borrowing to be Authorized	0			3,675				3,675	3,675
<b>TOTALS</b>	<b>0</b>			<b>7,278</b>				<b>7,278</b>	<b>7,278</b>

**Project Detail and Status:**

With the opening of the Academic II Building there will be space vacated in the Gordon Student Center. This space, West Wing along with the lower level, will need to be redesigned and renovated. Construction of a southern facing connecting corridor to enhance the usability of the building and facilitate traffic flow through the building will be completed, as well as other building upgrades and enhancements.

**DEPARTMENT:** TRANSPORTATION

**Project:** Bituminous Surface Treatment

**Purpose:** Public/Employee Safety/Health, Reduce Operating Costs/Efficiency, Maintain Existing Investment

**Level of Development:** Ongoing

**Project Description:**

This project provides for the treatment of County highways with a bituminous surface treatment to prolong the life of the wearing surface.

**Project Cost Summary:**

<b>FUNDING SOURCE:</b>	<b>2013</b>	<b>2014</b>	<b>2015</b>	<b>2016</b>	<b>2017</b>	<b>2018</b>	<b>2019</b>	<b>6yr Total</b>	<b>Total:</b>
State Aid	290	450	450	450	450	450	450	2,700	2,990
Authorized Borrowing								0	0
Pay As You Go		0	75	160	210	210	190	845	845
<b>TOTALS</b>	<b>290</b>	<b>450</b>	<b>525</b>	<b>610</b>	<b>660</b>	<b>660</b>	<b>640</b>	<b>3,545</b>	<b>3,835</b>

**Project Detail and Status:**

The bituminous surface treatment program is designed to protect 375 centerline miles of the low volume County cold mix highway system. The program's focus is to preserve the cold mix roads using a data driven, system-wide decision making approach. Consistent with the New York State Department of Transportation's Forward Four Guiding Principles, a "preservation first" strategy is being implemented as part of this capital plan to keep good cold mix roads in acceptable condition in order to realize a lower-cost preservation cycle, as opposed to using a "worst first" approach.

This process seals the surface of low volume highways while enhancing the traction and stopping abilities of the wearing surface, thereby reducing the County's liability.

Pavement ratings and traffic volumes will be used as a basis in the selection of the needed highway work. In addition, the importance of each highway as it relates to the overall transportation system will be considered as well.

*Countywide Funds*

---

**DEPARTMENT:** TRANSPORTATION

**Project:** Bridges

**Purpose:** Public/Employee Safety/Health, Reduce Operating Costs/Efficiency, Maintain Existing Investment, Federal/State Mandate, Community/Economic Development

**Level of Development:** Ongoing

**Project Description:**

This program addresses the maintenance and repair of bridges within the County highway system.

**Project Cost Summary:**

<b>FUNDING SOURCE:</b>	<b>2013</b>	<b>2014</b>	<b>2015</b>	<b>2016</b>	<b>2017</b>	<b>2018</b>	<b>2019</b>	<b>6yr Total</b>	<b>Total:</b>
Federal Aid	3560	1,280	336	2,240	2,640			6,496	10,056
Borrowing to be Authorized	800	800	840	880	930	570	560	4,580	5,380
Pay As You Go	165	175	175	185	195	607	634	1,971	2,136
State Aid	413	30		420	495			945	1,358
<b>TOTALS</b>	<b>4,938</b>	<b>2,285</b>	<b>1,351</b>	<b>3,725</b>	<b>4,260</b>	<b>1,177</b>	<b>1,194</b>	<b>13,992</b>	<b>18,930</b>

**Project Detail and Status:**

The Department of Transportation operates an ongoing bridge construction program, using Department forces, to maintain the 210 bridges within the County highway system in a safe and acceptable condition. Site selection is determined through inspection results. Contract forces, frequently with State and Federal aid, undertake larger projects.

The New York State Department of Transportation conducts an annual inspection of all bridges in the State with a span of twenty feet or greater. Each bridge receives a condition rating based on a scale of zero to seven. The Onondaga County Department of Transportation's goal is to raise the average condition rating of its bridges to over five. The increased annual funding of this project reflects the Department's efforts to meet this goal.



**DEPARTMENT:** TRANSPORTATION

**Project:** Capital Highway Construction

**Purpose:** Public/Employee Safety/Health, Reduce Operating Costs/Efficiency, Maintain Existing Investment, Community/Economic Development, Maximize Outside Funding

**Level of Development:** Ongoing

**Project Description:**

This project involves construction of major highway improvements.

**Project Cost Summary:**

<b>FUNDING SOURCE:</b>	<b>2013</b>	<b>2014</b>	<b>2015</b>	<b>2016</b>	<b>2017</b>	<b>2018</b>	<b>2019</b>	<b>6yr Total</b>	<b>Total:</b>
Borrowing to be Authorized	849	3,396	1,810	1,300	1,500	1,500	1,500	10,979	11,828
State Aid	956	38	1,675	165	968			2,846	3,802
Federal Aid	5,308	2,864	9,600	1,200	5,160			18,824	24,132
<b>TOTALS</b>	<b>7,113</b>	<b>6,271</b>	<b>13,085</b>	<b>2,665</b>	<b>7,628</b>	<b>1,500</b>	<b>1,500</b>	<b>32,649</b>	<b>39,762</b>

**Project Detail and Status:**

This project encompasses major highway improvements as follows:

1. - Traffic Capacity - includes improvements to signalization, grading and alignment, using designs based on a projection of traffic volumes twenty years in the future.
2. - Accident Reduction - using NYS "Accident Location Information System" (ALIS) accident rate reports, improvements to pavement quality, highway geometrics, road shoulders, turning lanes, traffic control devices, guide rail, and the elimination of roadside hazards, are made in an effort to reduce the accident rate in identified areas.
3. - Green Infrastructure - Projects under this category would utilize means and methods of green infrastructure to encourage the retention and infiltration of storm water runoff.
4. - Maintenance Costs - improvements such as full depth replacement of the pavement, paved shoulders, improved drainage, and provisions for sub base drainage are made to extend the pavement life of highways rapidly deteriorating due to high volume traffic.
5. - Right of Way Acquisitions - purchase of needed Rights of Way necessary to complete the programmed projects.

Individual highway projects are at various stages of development. Due to the severely rising costs of construction and the need to maintain an even flow of funding, some projects have been funded over multiple years. The schedule is as follows:

DeWitt–Cicero Road, Phase II – Phase II of the DeWitt-Cicero Road improvements begins at the intersection of Island Road and Northern Blvd and proceeds northerly a distance of 0.91 miles to South Bay Road. This project will rehabilitate pavement and shoulders, and improve drainage. Two way left turn lanes will be installed at Gillette Road and Cobblestone Way to improve mobility and safety. The design work has been completed, and construction is anticipated to begin in 2014. The construction phase is expected to be completed in late 2014.

Electronics Parkway Design - This project, in the Town of Salina, will repair Electronics Parkway, C.R. No. 45, from Seventh North Street to Limestone Drive, a distance of 0.48 miles and will replace flush concrete islands with structures to capture pavement runoff and modify drainage along the highway to improve water quality which presently flows to a tributary of Bloody Brook which flows directly to Onondaga Lake. Design will be completed in 2014 and construction will be completed in 2016 with a combination of County and Contract forces.

Fly Road I – The design of this project has been funded and the construction will be fully funded in 2017. The project begins at the intersection NYS Route 290 and proceeds Northerly to Taft Road, a distance of 1.19 miles. The project will rehabilitate pavement, shoulders and drainage to improve safety and reduce maintenance costs. Design will be

completed and a 2017 construction letting is expected.

Soule Road - this project begins at the intersection Old Route 57 and proceeds easterly to NYS Route 481, a distance of 1.40 miles. The project will rehabilitate pavement, shoulders and drainage to improve safety and reduce maintenance costs. It is anticipated that a shared two way left turn lane will be necessary to improve the mobility and safety of this heavily congested corridor. Funding from 2017 through 2019 will be necessary to complete this project.

Funding scheduled in 2019 and beyond will be used to progress projects including the 7th North Street at Buckley Road intersection, Jones Road from NYS Route 48 to NYS Route 690 as well as Warners Road from Brickyard Road to NYS Route 31.

Locally Administered, Federally Aided Highway and Bridge Construction projects have been funded as part of this plan. Projects including Velasko Road, Fly Road and Allen Road, Bridge Maintenance Phase I, Jordan Road over Skaneateles Creek, and the reconstruction of the Old Liverpool Road at Electronics Parkway intersection.

Recent Federal and State aided projects scheduled in the 2014 fiscal year include the Willis Avenue Bridge over the CSX Railroad, Buckley Road Bridge over the CSX Railroad, the Northern Boulevard Safety Paving Project, and the 2010 Traffic Signal Improvement Project.

**DEPARTMENT:** TRANSPORTATION

**Project:** Caughdenoy Road / NYS Route 31 Road Improvements

**Purpose:** Public/Employee Safety/Health, Reduce Operating Costs/Efficiency, Maintain Existing Investment, Community/Economic Development, Maximize Outside Funding, Addition Capacity

**Level of Development:** Preliminary

**Project Description:**

This project will improve Caughdenoy Road from NYS Route 31 to 0.61 miles north in conjunction with the Clay Business Park Development. The intersection of NYS Route 31 and Caughdenoy Road will also be improved.

**Project Cost Summary:**

FUNDING SOURCE:	Pre-2014	2014	2015	2016	2017	2018	2019	6yr Total	Total:
Authorized Borrowing	530							0	530
Borrowing to be Authorized	0	4,120						4,120	4,120
<b>TOTALS</b>	<b>530</b>	<b>4,120</b>						<b>4,120</b>	<b>4,650</b>

**Project Detail and Status:**

The scope of this project is to replace the existing two lane Caughdenoy Road with a three lane section from NYS Route 31 to the railroad crossing 0.61 miles north in conjunction with the development of the Clay Business Park. As part of the project, the Caughdenoy/Route 31 intersection will be improved by adding dedicated left turn lanes on all legs and the addition of a new three-colored traffic signal, and the railroad crossing itself will be replaced. The funding for engineering design of this project was authorized by Resolution #165 dated November 9, 2012. The construction, by contract forces, is anticipated to start in 2014 and be completed in 2015.

**DEPARTMENT:** TRANSPORTATION

**Project:** Cold Mix Bituminous Paving

**Purpose:** Public/Employee Safety/Health, Reduce Operating Costs/Efficiency, Maintain Existing Investment

**Level of Development:** Ongoing

**Project Description:**

This project entails the repaving of the 375 miles of secondary County roads on a rotating basis.

**Project Cost Summary:**

<b>FUNDING SOURCE:</b>	<b>2013</b>	<b>2014</b>	<b>2015</b>	<b>2016</b>	<b>2017</b>	<b>2018</b>	<b>2019</b>	<b>6yr Total</b>	<b>Total:</b>
Borrowing to be Authorized	1,530	620	1,240	1,250	330	0	0	3,440	4,970
Pay As You Go	575	350	275	950	2,005	2,260	2,161	8,001	8,576
State Aid		1,790	1,790	1,640	1,640	1,640	1,690	10,190	10,190
<b>TOTALS</b>	<b>2,105</b>	<b>2,760</b>	<b>3,305</b>	<b>3,840</b>	<b>3,975</b>	<b>3,900</b>	<b>3,851</b>	<b>21,631</b>	<b>23,736</b>

**Project Detail and Status:**

The cold mix bituminous paving program is designed to maintain 375 centerline miles of the low volume County cold mix highway system. The cold mix bituminous pavement is laid with a paving machine, and then surface treatment is applied.

The program's focus is to preserve the cold mix roads using a data driven, system-wide decision making approach. Consistent with the New York State Department of Transportation's Forward Four Guiding Principles, a "preservation first" strategy is being implemented as part of this capital plan to keep good cold mix roads in acceptable condition in order to realize a lower-cost preservation cycle, as opposed to using a "worst first" approach.

Pavement ratings and traffic volumes will be used as a basis in the selection of the needed highway work. In addition, the importance of each highway as it relates to the overall transportation system will be considered as well.

*Countywide Funds*

---

**DEPARTMENT:** TRANSPORTATION

**Project:** Guide Rail

**Purpose:** Public/Employee Safety/Health, Maintain Existing Investment

**Level of Development:** Ongoing

**Project Description:**

This program involves the installation of guide rail at various locations on County highways.

**Project Cost Summary:**

<b>FUNDING SOURCE:</b>	<b>2013</b>	<b>2014</b>	<b>2015</b>	<b>2016</b>	<b>2017</b>	<b>2018</b>	<b>2019</b>	<b>6yr Total</b>	<b>Total:</b>
Pay As You Go		475	475	487	499	512	524	2,972	2,972
State Aid	470							0	470
<b>TOTALS</b>	<b>470</b>	<b>475</b>	<b>475</b>	<b>487</b>	<b>499</b>	<b>512</b>	<b>524</b>	<b>2,972</b>	<b>3,442</b>

**Project Detail and Status:**

Guide rail has been used extensively in the last thirty years as a means to protect the traveling public from roadside hazards. This program is an ongoing annual program that will upgrade existing guide rail and provide for the installation of new guide rail at various locations on County highways to improve safety and reduce liability where roadside hazards are impossible or too costly to eliminate. Costs for guide rail replacement have increased since the New York State Department of Transportation now requires the usage of box beam type of guide rail. Costs shown reflect the additional cost to upgrade existing "W" beam rail with "box beam" rail, in addition to the rapidly rising cost of steel.

*Countywide Funds*

---

**DEPARTMENT:** TRANSPORTATION

**Project:** Repaving Program (Hot Mix Bituminous)

**Purpose:** Public/Employee Safety/Health, Reduce Operating Costs/Efficiency, Maintain Existing Investment, Community/Economic Development, Maximize Outside Funding

**Level of Development:** Ongoing

**Project Description:**

This program provides for the repaving of major, high volume County roads to maintain our investment in the transportation system.

**Project Cost Summary:**

<b>FUNDING SOURCE:</b>	<b>2013</b>	<b>2014</b>	<b>2015</b>	<b>2016</b>	<b>2017</b>	<b>2018</b>	<b>2019</b>	<b>6yr Total</b>	<b>Total:</b>
State Aid	4,015	3,400	3,400	3,550	3,550	3,550	3,500	20,950	24,965
Pay As You Go			0	1,318	2,271	3,651	3,551	10,791	10,791
Borrowing to be Authorized	1,821	1,711	2,600	2,050	1,520	0	0	7,881	9,702
<b>TOTALS</b>	<b>5,836</b>	<b>5,111</b>	<b>6,000</b>	<b>6,918</b>	<b>7,341</b>	<b>7,201</b>	<b>7,051</b>	<b>39,622</b>	<b>45,458</b>

**Project Detail and Status:**

This ongoing bituminous hot mix program, which began in 1978, is designed to protect the County's investment in 428 centerline miles, equating to 477 two lane equivalent highway miles of higher-type roads.

The program's focus is to preserve the hot mix roads using a data driven, system-wide decision making approach. Consistent with the New York State Department of Transportation's Forward Four Guiding Principles, a "preservation first" strategy is being implemented as part of this capital plan to keep good hot mix roads in acceptable condition in order to realize a lower-cost preservation cycle, as opposed to using a "worst first" approach.

Pavement ratings and traffic volumes will be used as a basis in the selection of the needed highway work. In addition, the importance of each highway as it relates to the overall transportation system will be considered as well.

**DEPARTMENT:** TRANSPORTATION

**Project:** Replacement of North Area and Camillus Highway Maintenance Facilities

**Purpose:** Public/Employee Safety/Health, Reduce Operating Costs/Efficiency

**Level of Development:** Intermediate

**Budget Impact:** (\$196,454)

**Project Description:**

This project replaces the Department of Transportation's aging North Area and Camillus maintenance facilities with a new facility centrally located in the northern half of Onondaga County.

**Project Cost Summary:**

<b>FUNDING SOURCE:</b>	<b>Pre-2014</b>	<b>2014</b>	<b>2015</b>	<b>2016</b>	<b>2017</b>	<b>2018</b>	<b>2019</b>	<b>6yr Total</b>	<b>Total:</b>
Borrowing to be Authorized	0	12,168	4,774					16,942	16,942
Authorized Borrowing	2,124							0	2,124
<b>TOTALS</b>	<b>2,124</b>	<b>12,168</b>	<b>4,774</b>					<b>16,942</b>	<b>19,066</b>

**Project Detail and Status:**

The Department of Transportation's current North Area and Camillus maintenance facilities were both built in the 1960s. Neither site was designed or intended to be a highway maintenance facility. The North Area facility was originally a United Parcel Service distribution center, and the Camillus facility was built to serve as a small airport. The current layout and condition of the facilities result in significant operating inefficiencies and costs. There is a critical need for major structural renovations to both facilities. Current design and construction estimates for rehabilitation of both facilities range from \$24 million to \$33 million. A renovation of the existing buildings will not change the inefficient layout.

This capital project proposes to consolidate two facilities into one building. This new facility will provide for a more appropriate setting for Department of Transportation operations and will increase the Department's effectiveness. Available vacant, industrially zoned land in the Town of Clay was identified as the most suitable location for the new facility and was acquired in 2009.

Preliminary studies have been made to compare the construction and life cycle costs of replacement versus renovation for the two facilities with replacement being the preferred alternative. The County completed schematic design in 2012. Full design is anticipated to be completed in 2013 and construction to begin in 2014. Completion of the project is expected by fall of 2015.

**DEPARTMENT:** TRANSPORTATION

**Project:** Testing, Drainage and Facilities Repair

**Purpose:** Public/Employee Safety/Health, Reduce Operating Costs/Efficiency, Maintain Existing Investment

**Level of Development:** Ongoing

**Project Description:**

This project provides support programs for the Department of Transportation's Annual Work Plan.

**Project Cost Summary:**

<b>FUNDING SOURCE:</b>	<b>2013</b>	<b>2014</b>	<b>2015</b>	<b>2016</b>	<b>2017</b>	<b>2018</b>	<b>2019</b>	<b>6yr Total</b>	<b>Total:</b>
Pay As You Go	475	500	500	600	720	860	1,040	4,220	4,695
<b>TOTALS</b>	<b>475</b>	<b>500</b>	<b>500</b>	<b>600</b>	<b>720</b>	<b>860</b>	<b>1,040</b>	<b>4,220</b>	<b>4,695</b>

**Project Detail and Status:**

The Department of Transportation operates and maintains ongoing Testing, Drainage and Facilities Repair programs to support our Annual Highway Work Plan and maintain the County highway system in a safe, acceptable and reliable condition. The testing program provides funds to continue our Pavement Management System, allowing us to prepare and prioritize our highways for Hot and Cold Mix Paving and Surface Treatment applications. The drainage project covers drainage repairs that need to be made in advance of the maintenance paving programs in order to perform these operations in a cost effective manner. The facilities repair project allows us to make repairs and perform maintenance to our four maintenance facilities not provided for in the annual budget.



**DEPARTMENT:** TRANSPORTATION

**Project:** Traffic Systems Management

**Purpose:** Public/Employee Safety/Health, Reduce Operating Costs/Efficiency, Maintain Existing Investment

**Level of Development:** Ongoing

**Project Description:**

This program addresses Traffic System improvements on County highways.

**Project Cost Summary:**

<b>FUNDING SOURCE:</b>	<b>2013</b>	<b>2014</b>	<b>2015</b>	<b>2016</b>	<b>2017</b>	<b>2018</b>	<b>2019</b>	<b>6yr Total</b>	<b>Total:</b>
Borrowing to be Authorized		300	310	320	320	330	340	1,920	1,920
Pay As You Go	75							0	75
<b>TOTALS</b>	<b>75</b>	<b>300</b>	<b>310</b>	<b>320</b>	<b>320</b>	<b>330</b>	<b>340</b>	<b>1,920</b>	<b>1,995</b>

**Project Detail and Status:**

This program provides funds to upgrade various County highway intersections to improve traffic flow and safety. Highway capacity and safety can be increased at minimal cost on many County roads through intersection improvements. These projects are identified through our ongoing traffic count program, or through the use of the Accident Location Information System (ALIS). Types of work included in this classification are:

- Traffic signal installation or modification.
- Addition of turning lanes at an intersection.
- Complete intersection reconstruction including signals, adequate lanes, paving, striping, roadside hazard elimination, etc.

The Department is constantly working to acquire Federal and State funds to supplement this program.

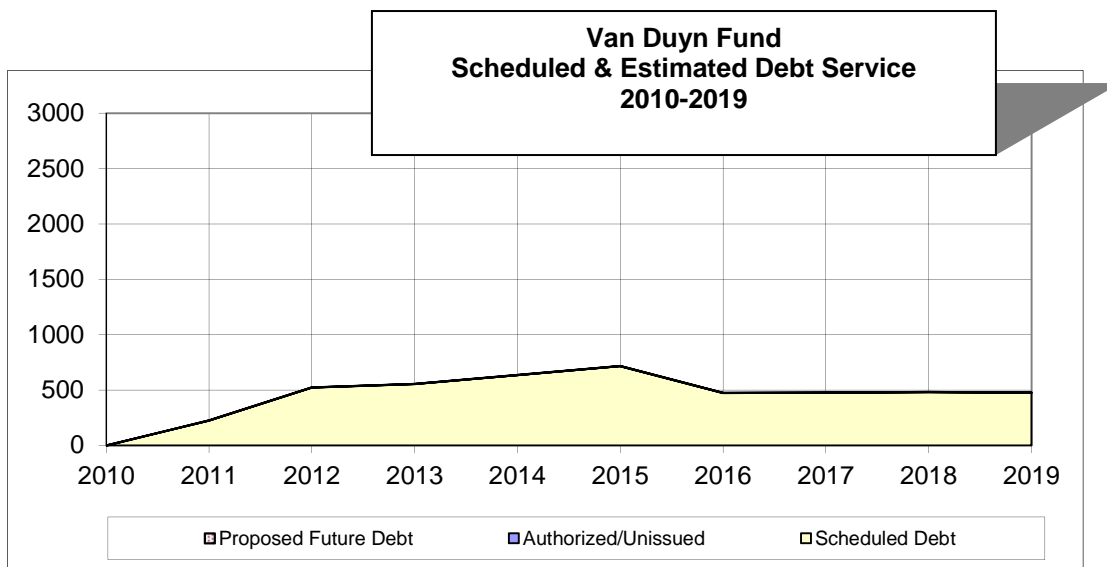
## **SPECIAL FUNDS**

This section presents proposed projects in the special funds category. Those funds are the Van Duyn Fund, and the special district funds, which include the Water Fund and the Sewer Fund. The operations in Water and Sewer funds are financed in whole by the revenues in those funds, including the financing of capital projects. A brief description of each fund and its operational purpose, as well as the capital project activity and financing information follows.

### **Van Duyn Extended Care Fund**

This fund was established to service the operating needs of the Van Duyn Long Term Care Facility. Costs are funded by revenues in the fund and supplemented by local tax dollars. Capital costs are financed through borrowing and are reimbursed by Medicaid on a two-year lag.

For the CIP 2014-2019 there are no proposed capital projects under Van Duyn Fund.



*Special Funds*

**Van Duyn Fund  
Debt Service Summary**

<i>Payments in (\$000's)</i>	2009	2010	2011	2012	2013	2014	2015	2016
<b>Principal &amp; Interest</b>								
<b><u>Scheduled Debt</u></b>	0	0	223	522	554	634	716	473
<b><u>Estimated Debt</u></b>								
<i>Authorized &amp; Unissued</i>	0	0	0	0	0	0	0	0
<i>Proposed Future Debt</i>	0	0	0	0	0	0	0	0
<b>Total</b>	<b>0</b>	<b>0</b>	<b>223</b>	<b>522</b>	<b>554</b>	<b>634</b>	<b>716</b>	<b>473</b>
	2017	2018	2019	2020	2021	2022	2023	2024
<b>Principal &amp; Interest</b>								
<b><u>Scheduled Debt</u></b>	475	481	475	479	136	140	133	0
<b><u>Estimated Debt</u></b>								
<i>Authorized &amp; Unissued</i>	0	0	0	0	0	0	0	0
<i>Proposed Future Debt</i>	0	0	0	0	0	0	0	0
<b>Total</b>	<b>475</b>	<b>481</b>	<b>475</b>	<b>479</b>	<b>136</b>	<b>140</b>	<b>133</b>	<b>0</b>
	2025	2026	2027	2028	2029	2030	2031	2032
<b>Principal &amp; Interest</b>								
<b><u>Scheduled Debt</u></b>	0	0	0	0	0	0	0	0
<b><u>Estimated Debt</u></b>								
<i>Authorized &amp; Unissued</i>	0	0	0	0	0	0	0	0
<i>Proposed Future Debt</i>	0	0	0	0	0	0	0	0
<b>Total</b>	<b>0</b>	<b>0</b>	<b>0</b>	<b>0</b>	<b>0</b>	<b>0</b>	<b>0</b>	<b>0</b>
	2033	2034	2035	2036	2037	2038	2039	TOTAL
<b>Principal &amp; Interest</b>								
<b><u>Scheduled Debt</u></b>	0	0	0	0	0	0	0	4,142
<b><u>Estimated Debt</u></b>								
<i>Authorized &amp; Unissued</i>	0	0	0	0	0	0	0	0
<i>Proposed Future Debt</i>	0	0	0	0	0	0	0	0
<b>Total</b>	<b>0</b>	<b>0</b>	<b>0</b>	<b>0</b>	<b>0</b>	<b>0</b>	<b>0</b>	<b>4,142</b>

## Special Districts

Special districts have been created in Onondaga County to provide water and sewer services for the residents of the districts. These districts have the authority to assess the users for the cost of operations, maintenance and capital projects to maintain the integrity of the operations. Separate funds were created to account for the activities of each district.

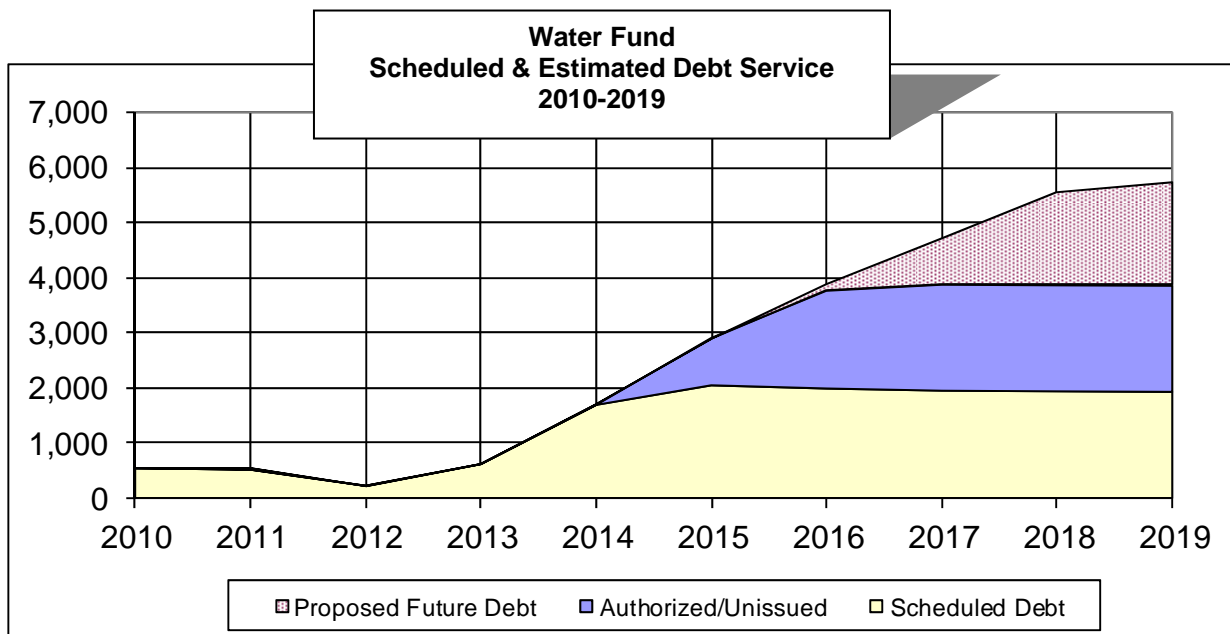
### Water Fund

The Metropolitan Water Board is charged with building and operating the water plant and system that serves Onondaga County. The costs incurred are supported by revenues from the sale of water, and to the extent that these revenues are insufficient, by a special ad valorem levy assessed on real property within the Onondaga County Water District. Since 1976, water sales revenues have been adequate to permit raising the levy only the amount necessary to pay the annual cost of debt service for the construction of District improvements plus certiorari settlements. In an attempt to minimize the District impact on property owners who are not on Metropolitan Water Board's public water supplies, the cost of all system capital improvements undertaken between the period of 1972 - 1992 were funded from water sales revenues. These improvements included the 100 million gallon Western Reservoir (\$3 million) and the Marcellus-Onondaga Water Supply System (\$2.3 million).

By financing these improvements with revenues from the sale of water, the Metropolitan Water Board has been able to maintain or reduce the annual amount necessary to be raised through the special district property tax levy. It is important to note that improvements financed in this manner were relatively small in comparison to the original project phases.

The Onondaga County Water District comprises all real property within the County of Onondaga except for the Towns of Spafford and Skaneateles, and the Warners and Southwood-Jamesville County Water Districts, which were established prior to 1962.

The method of apportioning the District levy is based on the benefit received from system improvements, and is accomplished through Zones of Assessment established by the Onondaga County Board of Supervisors in 1962. Currently there are three assessment zones. Projects currently included in this Capital Plan for the Onondaga County Water District will require the continued use of the assessment zones for future system expansion. Below is a graph of scheduled and estimated debt service for the Metropolitan Water Board followed by the debt service summary.



*Special Funds*

**Water Fund  
Debt Service Summary**

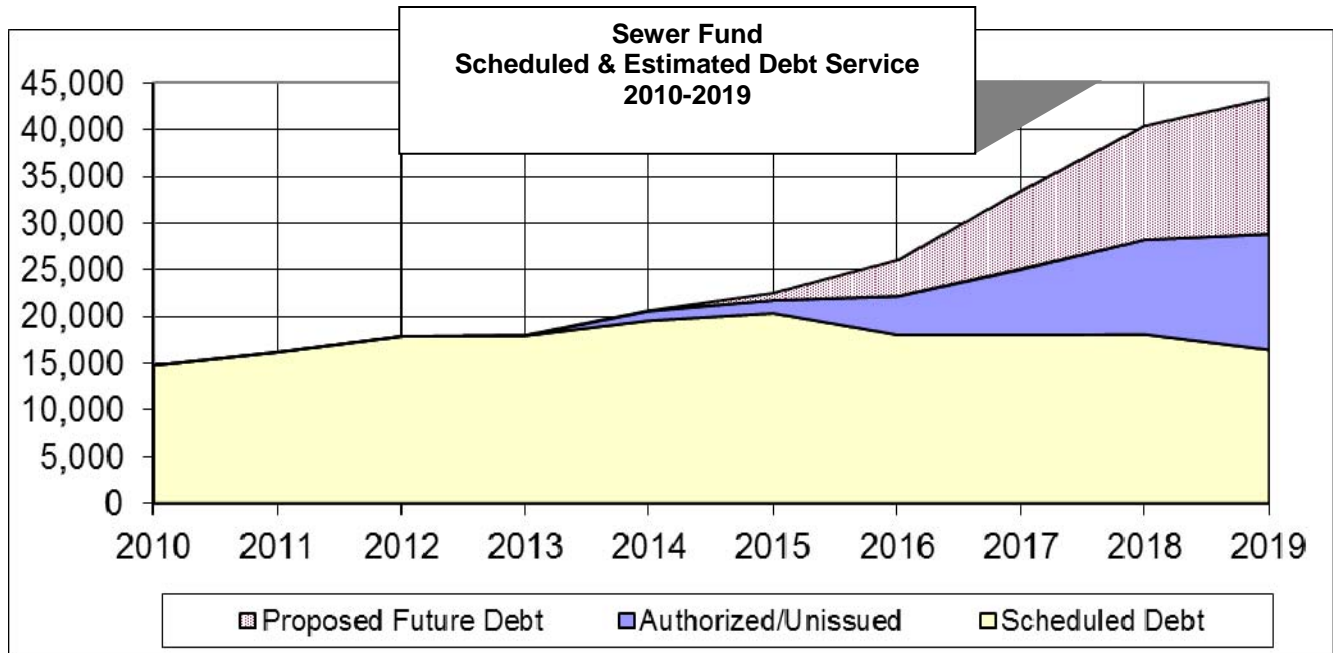
<i>Payments in (\$000's)</i>								
	2009	2010	2011	2012	2013	2014	2015	2016
<b>Principal &amp; Interest</b>								
<b><u>Scheduled Debt</u></b>	574	542	514	222	616	1,691	2,048	1,989
<b><u>Estimated Debt</u></b>								
<i>Authorized &amp; Unissued</i>	0	0	0	0	0	0	860	1,777
<i>Proposed Future Debt</i>	0	0	0	0	0	0	0	115
<b>Total</b>	<b>574</b>	<b>542</b>	<b>514</b>	<b>222</b>	<b>616</b>	<b>1,691</b>	<b>2,908</b>	<b>3,881</b>
	2017	2018	2019	2020	2021	2022	2023	2024
<b>Principal &amp; Interest</b>								
<b><u>Scheduled Debt</u></b>	1,950	1,939	1,929	1,862	1,843	1,901	1,868	1,818
<b><u>Estimated Debt</u></b>								
<i>Authorized &amp; Unissued</i>	1,926	1,926	1,926	1,926	1,926	1,926	1,926	1,926
<i>Proposed Future Debt</i>	837	1,681	1,889	1,843	1,798	1,753	1,707	1,662
<b>Total</b>	<b>4,713</b>	<b>5,546</b>	<b>5,744</b>	<b>5,631</b>	<b>5,567</b>	<b>5,580</b>	<b>5,501</b>	<b>5,406</b>
	2025	2026	2027	2028	2029	2030	2031	2032
<b>Principal &amp; Interest</b>								
<b><u>Scheduled Debt</u></b>	1,749	1,764	1,508	1,469	1,482	1,424	1,419	1,372
<b><u>Estimated Debt</u></b>								
<i>Authorized &amp; Unissued</i>	1,926	1,926	1,926	1,926	1,926	1,926	1,926	1,926
<i>Proposed Future Debt</i>	1,616	1,571	1,525	1,480	1,434	1,389	1,343	1,298
<b>Total</b>	<b>5,291</b>	<b>5,261</b>	<b>4,959</b>	<b>4,875</b>	<b>4,842</b>	<b>4,739</b>	<b>4,688</b>	<b>4,596</b>
	2033	2034	2035	2036	2037	2038	2039	TOTAL
<b>Principal &amp; Interest</b>								
<b><u>Scheduled Debt</u></b>	1,370	449	435	421	407	0	0	<b>36,107</b>
<b><u>Estimated Debt</u></b>								
<i>Authorized &amp; Unissued</i>	1,926	1,926	320	0	0	0	0	<b>37,625</b>
<i>Proposed Future Debt</i>	1,253	1,207	1,162	1,116	986	444	0	<b>31,109</b>
<b>Total</b>	<b>4,549</b>	<b>3,582</b>	<b>1,917</b>	<b>1,537</b>	<b>1,393</b>	<b>444</b>	<b>0</b>	<b>104,841</b>

## Sewer Fund

The County Legislature established the Onondaga County Consolidated Sanitary District in 1978 by consolidating all the various sanitary districts within Onondaga County. They established a sewer rent schedule to defray all costs of operation, maintenance, indebtedness, and all other obligations of the Water Environment Protection operations to be allocated on the basis of unit charges. The commercial/industrial and institutional property units are based on 140,000 gallons of water use per unit.

The Department of Water Environment Protection also operates and maintains flood control facilities within four special drainage districts: Bear Trap - Ley Creek; Bloody Brook; Harbor Brook and Meadowbrook. The special districts were created in order to address flooding problems that crossed multi-municipal boundaries. Taxable properties within each of the districts are assessed a drainage district tax for operations and maintenance, plus debt service.

Current and proposed future debt service obligations for the Department of Water Environment Protection are shown in the graph and the debt service summary on the next page.



*Special Funds*

**Sewer Funds  
Debt Service Summary**

<i>Payments in (\$000's)</i>								
	2009	2010	2011	2012	2013	2014	2015	2016
<b>Principal &amp; Interest <u>Scheduled Debt</u></b>	13,505	14,763	16,187	17,868	17,942	19,560	20,344	18,055
<b><u>Estimated Debt</u></b>								
<i>Authorized &amp; Unissued</i>	0	0	0	0	0	1,000	1,384	4,081
<i>Proposed Future Debt</i>	0	0	0	0	0	0	665	3,867
<b>Total</b>	<b>13,505</b>	<b>14,763</b>	<b>16,187</b>	<b>17,868</b>	<b>17,942</b>	<b>20,560</b>	<b>22,393</b>	<b>26,003</b>

	2017	2018	2019	2020	2021	2022	2023	2024
<b>Principal &amp; Interest <u>Scheduled Debt</u></b>	18,045	18,075	16,434	16,130	15,378	15,029	14,523	13,890
<b><u>Estimated Debt</u></b>								
<i>Authorized &amp; Unissued</i>	6,979	10,151	12,366	13,106	13,106	13,106	13,106	13,106
<i>Proposed Future Debt</i>	8,344	12,098	14,531	16,093	16,025	15,163	14,319	13,495
<b>Total</b>	<b>33,368</b>	<b>40,324</b>	<b>43,331</b>	<b>45,329</b>	<b>44,509</b>	<b>43,298</b>	<b>41,948</b>	<b>40,491</b>

	2025	2026	2027	2028	2029	2030	2031	2032
<b>Principal &amp; Interest <u>Scheduled Debt</u></b>	12,081	11,491	10,703	8,645	7,637	7,254	6,261	5,238
<b><u>Estimated Debt</u></b>								
<i>Authorized &amp; Unissued</i>	13,106	13,106	13,106	13,106	13,106	13,106	13,106	13,106
<i>Proposed Future Debt</i>	12,688	11,696	10,486	9,660	8,860	8,580	8,301	8,022
<b>Total</b>	<b>37,875</b>	<b>36,293</b>	<b>34,295</b>	<b>31,411</b>	<b>29,603</b>	<b>28,940</b>	<b>27,668</b>	<b>26,366</b>

	2033	2034	2035	2036	2037	2038	2039	TOTAL
<b>Principal &amp; Interest <u>Scheduled Debt</u></b>	4,492	3,491	2,810	2,775	0	0	0	<b>268,341</b>
<b><u>Estimated Debt</u></b>								
<i>Authorized &amp; Unissued</i>	13,106	13,106	10,501	7,589	4,539	1,415	0	<b>256,595</b>
<i>Proposed Future Debt</i>	7,743	7,463	7,185	6,612	4,998	3,096	1,662	<b>231,652</b>
<b>Total</b>	<b>25,341</b>	<b>24,060</b>	<b>20,496</b>	<b>16,976</b>	<b>9,537</b>	<b>4,511</b>	<b>1,662</b>	<b>756,588</b>

## **AUTHORIZED PROJECTS**

### **METROPOLITAN WATER BOARD**

#### **Pump Station Improvements**

Project On-going

The original equipment motors, pumps, drives and controls within the Raw Water, Clear Water and Farrell Pump Stations are predominately original 1960's equipment - approaching forty-five years of operation - with fixed-speed operability and limited automation. As part of Onondaga County's 2005 energy performance contract with Carrier Corporation, it was determined that 1,052,600 kilowatt hours of energy could be saved annually by replacing four of twelve units with variable frequency drives. The current Energy Efficiency and Conservation Block Grant Assessment being performed by Johnson Controls Incorporated (JCI) recommends a broader scope of work with additional operational and energy savings. These pump stations are an integrated system and the exclusive means of conveying water from the Lake Ontario intake to the water storage facilities for the region.

#### **Replacement of terminal reservoir with water storage tanks**

Project On-going

To comply with the Environmental Protection Agency's Long Term 2 Enhanced Surface Water Treatment Rule, the Onondaga County Water District's 30-million gallon Terminal reservoir must be covered, or the effluent treated to inactivate specified pathogenic microorganisms. This project consists of the construction of two 15-million gallon covered, concrete storage tanks to replace the existing open reservoir, as well as improvements to the adjacent pump station and substation.

### **VAN DUYN EXTENDED CARE DIVISION**

#### **Demolition of S1 Building**

Project On-going

An engineering firm has analyzed the existing condition of the S1 Building and, after analyzing all the options, concluded that the building was beyond any point of repair that made financial sense, due to the level of structural deterioration and operational cost to keep the building under the existing conditions. The most economical way to proceed with regard to the S1 Building is demolition.

#### **Foodservice Delivery Renovations Phase I**

Project On-going

Phase I of the Dietary Project replaced several major pieces of kitchen production equipment and ice machines on the nursing units with more energy efficient equipment for cost savings and productivity increases. Two coolers, two freezers, and an industrial oven, which have exhausted their useful life, were replaced with more energy efficient coolers, freezers, and a convection oven. These purchases will help us to continue to provide food service until designs and plans are finalized for the proposed new kitchen. This equipment is essential to providing daily food service to over 500 residents, staff, and visitors. Additionally, ten ice machines on the nursing units that have high utilization and numerous breakdowns were replaced. All items proposed for replacement were necessary to continue operations and will be used in any new dietary configuration when that project is fully developed.

#### **Nurse Call System Replacement**

Project On-going

A nurse call system with wireless capabilities was installed to replace the original desk-based system. The new system is capable of generating statistics regarding calls, response times, etc., and is integrated with the telephone system and the fire alarm system. Van Duyn will benefit from decreased response times by staff since they are notified immediately of calls. Nursing staff is no longer bound to the nursing station and can spend more time caring for the residents. A wireless nurse call system enhances the resident environment by providing a less



institutional feel and also reduces noise on resident floors by communicating calls and codes to beepers/wireless devices. Net local costs capitalized in relation to this project will be reimbursed within our Medicaid rate on a two-year lag at approximately 80%, based on actual Medicaid utilization.

### **Telephone/Communications System Replacement**

Project On-going

Van Duyn's original telephone system was installed in 1988. Due to technological updates in communications since then, it was becoming increasingly difficult to obtain replacement parts for repairs and software updates. That system had reached its maximum capacity in terms of available extensions, and phone lines were regularly unavailable due to temporary system overloads. Furthermore, the voicemail system frequently reached maximum capacity, at times delaying message delivery for up to several days. In a facility in which correspondence is exchanged daily regarding resident care, such delays are unacceptable. Van Duyn could not expedite resident phone service set-up; residents set up their own service directly with a local phone company. For our residents, this situation often resulted in costly maintenance fees and set-up delays of up to three weeks. A new telephone system was installed at Van Duyn to replace the administrative telephone system. The new system includes a voicemail system that can accommodate the current large volume of calls and has capacity to expand. A new integrated or separate system to provide billing-capable phone service to our residents with the option of immediate access to telephones upon admission was included. Net local costs capitalized in relation to this project will be reimbursed within our Medicaid rate on a two-year lag at approximately 80%, based on actual Medicaid utilization.

## **WATER ENVIRONMENT PROTECTION**

### **Electronics Park Trunk Sewer Improvements**

Project On-going

The current project status is as follows:

Phase I project elements include:

Rehabilitation of approximately twenty manhole structures, installation of an overflow structure to connect the Electronics Park Trunk Sewer to the County owned 2,300,000 million gallon storage tank and installation of a tank wash down system to facilitate efficient cleaning of the tank following overflow events. Notice of intent has been issued to J.J. Lane Construction with construction to begin in May 2012 and be completed in 2013.

Phase II project elements include:

Installation of a wastewater pumping station to separate the wastewater service areas within the Electronics Park Trunk Sewer service area, installation of a ten inch diameter force main from Electronics Parkway to Ley Creek pump station and replacement of a 400 foot section of the Hopkins Road Trunk Sewer within the EPTS service area. The project is currently in design following the basis of design report, which was due to NYSDEC by June of 2012. The Phase II Improvement Project was bid on June 6, 2013.

### **Metro WWTP (002) Bypass Treatment**

Project On-going

The goal of this project is to achieve bypass treatment improvements at the Metro Wastewater treatment plant, as well as other incidental improvements. This project will provide for larger process tankage and chemical systems with more capacity such that the applicable SPDES effluent limits can be met. The subject SPDES permit limits must be met by April 1, 2016, the start of the 2016 disinfection season. Proposals for engineering design were received in June 2013; it is expected that design will be complete by late-2014, with construction starting in 2014/2015 and ending early

### **Metro WWTP Digester Complex Improvements and Rehabilitation**

Project On-going

Project authorization allows for the cleaning and evaluation of Metro's four digesters, digester control house, and associated equipment for a total project cost of \$5 million (\$3 million financed; \$2 million from available funds). As

## *Special Funds*

of June 2013, all four digesters have been cleaned and various minor and beneficial improvements have been made that are resulting in improved digester performance. The project is expected to be fully completed by August 2013 as the contractor completes a few small punch list items.

### **Metro WWTP Grit Handling Improvements**

Project On-going

Project authorization allows for the construction of various improvements to Metro Existing and New Screen and Grit buildings grit handling equipment. The project includes installation of new screen rakes for Old Screen & Grit Building, installation of a new divider wall for the New Screen & Grit Building, installations of turbo-type blowers, and other various associated equipment and mechanicals.

As of June 2013, the project has been advertised for construction. Construction is expected to take approximately twenty months.

### **Metro WWTP Primary and Thickener Pump Replacement**

Project On-going

The purpose of this project is to replace the pumps at the Metro Wastewater Treatment plant. The engineering design of this project was 95% complete as of June 2013. NYSDEC approval of the engineering design is pending. Construction is anticipated to start in the late fall of 2013 and be completed in early 2015.

### **Oak Orchard Facilities Improvement**

Project On-going

Project authorization provides for the construction of various infrastructure improvements to the Oak Orchard Waste Water Treatment Plant, including replacement of existing influent screen rakes, installation of new primary clarification equipment, HVAC replacement, blowers, grit handling equipment, cleaning of existing lagoons, and other elements.

As of June 2013, a 25% design has been completed. It is expected that the design will be completed by the end of 2013; with construction scheduled for early 2014 and being completed late 2015.

### **Onondaga Lake Improvement Project**

Project On-going

This project results from the settlement of suits brought by Atlantic States Legal Foundation (ASLF) and the State of New York. The County, ASLF and New York State signed the agreement in August and September 1997. On January 20, 1998, the District Federal Court signed the order. This court order is referred to as the Amended Consent Judgment, or ACJ. The ordered Metro Waste Water Treatment Plant improvements, CSO abatement facilities, and water quality monitoring over the twenty years covered by the ACJ was estimated to cost \$674 million (in today's dollars). The fourth stipulation of the ACJ was effected in November of 2009. Additional costs may be incurred depending on final effluent limits to be established by NYSDEC and the success of facilities to treat Metro's effluent for phosphorus effluent limits. Presently, additional enhancements to the Metro Waste Water Treatment Plant, in terms of optimizing treatment of phosphorus, are anticipated.

The Amended Consent Judgment (ACJ) and associated stipulations include several components or categories:

- Interim capital improvement projects at Metro
- Major capital projects at Metro
- Interim Combined Sewer Overflow (CSO) abatement projects
- Major Combined Sewer Overflow (CSO) abatement projects
- Separation of combined sewers in specified areas
- Water quality monitoring of the lake, tributaries and Seneca River (non-capital)
- Green Infrastructure projects for CSO abatement.

The ACJ has been fully authorized as of April 2011.

The following projects are complete:

## *Special Funds*

---

- Aeration System Upgrade (7/1/98-1/15/00 for \$6.9M)
- Ammonia Removal Demolition (6/1/98-12/31/99 for \$1.3M)
- Digester Mod./Chemical Storage and Feed System Upgrade (11/9/98-10/1/00 for \$5.1M)
- Digital Systems Improvements (5/1/98-6/30/01 for \$3.5M)
- Stage III Ammonia/Stage II Phosphorus Removal (5/1/01-04/30/05 for \$129M)
- Franklin Street FCF (4/30/99-5/1/00 for \$4.9M)
- Hiawatha RTF (10/1/98-12/31/00 for \$9.4M)
- Kirkpatrick Street Pump Station and Force Main (5/15/01-6/30/02 for \$12.6M)
- Teall Brook FCF (5/1/01-4/31/02 for \$1.2M)
- Newell Street RTF/Demolition (8/3/98-3/11/02 for \$5.5M)
- Onondaga Creek FCF (5/1/01-7/31/02 for \$7M)
- West Street Sewer Separation (5/1/99-12/15/99 for \$2.7M)
- Erie Boulevard Storage (3/1/01-7/31/02 for \$2.7M)
- Biosolids Handling Improvements (1/1/04-6/30/07 for \$14.8M)
- Harbor Brook In-stream FCF (10/31/00-7/31/02 for \$9M)
- Advanced Phosphorous Removal Pilot phase I, II & III (2/1/00 for \$4.1M)

There are 5 projects that are still in progress:

- Metro WWTP Phosphorus Optimization and Metro WWTP Phosphorus Work plan
- Clinton Storage
- Lower Harbor Brook Conveyances and Storage
- Sewer Separation 022/045
- Midland 044 Conveyances.

### Metro WWTP Phosphorus Optimization and Work plan

In accordance with the ACJ 4th Stipulation, phosphorus Work plan and Optimization reports have been completed for the Metro WWTP. No further capital work is expected to result from the Work plan. There will be various infrastructure improvements made to the Metro WWTP as identified in the Optimization Report of May 2013 so as to reduce effluent phosphorus variability and ensure compliance with Metro SPDES limits. Design is expected to be initiated in late 2013.

### Midland Avenue Conveyances and RTF, Storage and Green Infrastructure (5/01/00-12/31/18 for \$128.3M)

- This project was completely authorized in March 2008.
- The Midland RTF is complete, along with 1,000 feet of conveyances. An additional 500 feet of conveyance will be constructed to CSO- 044 (South Ave and West Castle); this project component is completed. CSO – 045 (Hudson and West Castle) will be eliminated by sewer separation. The following CSO's have been evaluated in a facilities plan to determine how best to abate their overflows: 060/077 (West Colvin) and 052 (Hunt and Elmhurst). The remaining CSO's, 061 (Crehange), 076 (Brighton and Midland), and 067 (West Newell) will be abated by using green infrastructure, implementing floatable control (where warranted), monitoring and eventual closure. Green infrastructure will be implemented where appropriate throughout the Midland Sewer shed to reduce the volume of storm water entering the combined sewer system.

### Sewer Separation Continuous (1/1/12 for \$27.7M – Ongoing)

- This project was completely authorized in July 2010.
- A total of thirteen combined sewer basins in the Onondaga Creek watershed have been identified for separation, including portions of downtown and the South side. The US Army Corp of Engineers has administered a design contract for the remaining basins. Construction on CSO 045 and CSO 022 began in 2012. The projects will involve either the construction of new sanitary sewers or the renovation of existing combined sewers to act as storm sewers.

### Clinton CSO Abatement and Green Infrastructure (5/1/04-12/31/18 for \$165.5M – Ongoing)

- This project was completely authorized in April 2011.
- A new 6.5 million gallon storage facility will be constructed in the Trolley Lot located near Armory Square. The conveyance pipes to this storage facility have been completed. These conveyances will collect CSO discharges from all CSO's in the Clinton Sewer shed except for CSO's 022 (West Genesee), 027 (West Fayette) and 029 (Walton St. E.). These remaining three CSO's were evaluated in a facilities plan to determine how best to abate their overflows. Green infrastructure will be implemented where appropriate throughout the Clinton Sewer shed to

## *Special Funds*

---

reduce the volume of storm water entering the combined sewer system.

Harbor Brook CSO Abatement Storage & Green Infrastructure (11/18/01-12/31/18 for \$104.8M)

- This project was completely authorized in April 2011.

- A new 4.9 million gallon storage facility will be constructed near State Fair Blvd in the lower Harbor Brook Sewer shed area. The conveyance pipes to this facility will also be constructed. This storage facility will receive overflows from CSO's 003 and 004. The remaining CSO's in the Harbor Brook Sewer shed will be abated by using green infrastructure, implementing floatable control (where warranted), monitoring, and eventual closure. Green infrastructure will be implemented where appropriate throughout the Harbor Brook Sewer shed to reduce the volume of storm water entering the combined sewer system.

### **Wetzel Road Treatment Plant/Baldwinsville-Seneca Knolls Treatment**

#### **Project On-going**

The project entailed upgrading the Wetzel Road facility, a facility that was originally built in 1959 and upgraded in 1970. This thirty-one year old facility was in dire need of upgrading. It was essential that certain major repairs were undertaken at Wetzel Road in order to keep existing equipment operational. Moreover, the plant was at its design capacity. These conditions made it difficult to comply with the plant's NYS State Pollution Discharge Elimination System (SPDES) permit requirements.

The project consisted of upgrading the Wetzel Road Waste Water Treatment Plant to provide expanded capacity for treatment of projected sewage flows for the existing service area, as well as the Gaskin Road service area, thereby increasing capacity from 3.5 MGD to 7.0 MGD. In addition, the plant was upgraded to provide tertiary wastewater treatment, including seasonal ammonia removal, effluent filtration, ultraviolet disinfection, and post aeration. The Sawmill Creek Pump Station was also upgraded by replacement with a new pump station located at the site of the existing one. Construction at the pump station has been completed.

The majority of construction at the treatment plant has been completed; it is scheduled to be fully completed in 2013 (the only remaining work being the digester and boiler systems). Once fully operational, analysis will begin on the evaluation of installing a combined heat power (e.g., micro turbine) at the facility to convert methane gas into heat and electricity for beneficial use.

## SPECIAL DISTRICTS PROPOSED PROJECTS SUMMARY

### Special Funds

Department	STATUS	PROJECT	2014 - 19 Total
<b>Sewer</b>			
WATER ENVIRONMENT PROTECTION			
		Baldwinsville Seneca Knolls WWTP Rehabilitation Project	13,409
<b>new</b>		Bloody Brook Drainage District Culvert Replacement Project	250
		Brewerton WWTP Improvements	5,147
<b>new</b>		Burnet Ave. Demolition (Bear Trap Ley Creek Drainage District)	500
		Energy Efficiency Improvements/Performance Contracting/Power Purchase Agreement	20,000
<b>new</b>		Hiawatha Trunk Sewer Rehabilitation Project	3,800
		Ley Creek Pump Station	4,700
		Metro WWTP Phosphorus Treatment System Optimization	11,368
		Oneida Lake PS	13,500
		Sustainability Pays (Suburban Green Infrastructure Improvements)	12,000
		Wastewater Transportation System Improvements	102,297
		White Pine (formerly Clay) Industrial Park (force main)	5,614
		Subtotal	----- \$ 192,585
<b>Water</b>			
METROPOLITAN WATER BOARD			
	<b>new</b>	Water Treatment Plant Comprehensive Improvements	20,200
		Subtotal	----- \$ 20,200
		<b>Grand Total</b>	<b>\$ 212,785</b>

## SPECIAL DISTRICTS FUNDING SOURCES

### Sewer

SOURCE OF FUNDS	2014	2015	2016	2017	2018	2019	6yr Total
Pay As You Go	6,000	5,245	5,252	5,304	5,200	5,550	32,551
Borrowing to be Authorized	9,854	37,480	40,917	33,125	18,458	16,700	156,534
State Aid		3,500					3,500
<b>TOTALS</b>	<b>\$15,854</b>	<b>\$46,225</b>	<b>\$46,169</b>	<b>\$38,429</b>	<b>\$23,658</b>	<b>\$22,250</b>	<b>\$192,585</b>

### Water

SOURCE OF FUNDS	2014	2015	2016	2017	2018	2019	6yr Total
Borrowing to be Authorized		1,700	10,000	8,500			20,200
<b>TOTALS</b>		<b>\$1,700</b>	<b>\$10,000</b>	<b>\$8,500</b>			<b>\$20,200</b>

**SPECIAL DISTRICTS ESTIMATED DEBT SERVICE**

**Estimated Debt Service**

Payment Schedule (\$ in 000's)

**WATER ENVIRONMENT PROTECTION**

	<b>2014</b>	<b>2015</b>	<b>2016</b>	<b>2017</b>	<b>2018</b>	<b>2019</b>
Bloody Brook Drainage District Culvert Replacement	0	0	0	0	0	0
Burnet Ave. Demolition (Bear Trap Ley Creek	0	0	34	73	70	68
Oneida Lake PS	0	0	203	521	915	1,192
Ley Creek Pump Station	0	0	169	386	441	430
White Pine (formerly Clay) Industrial Park (force	0	307	504	523	510	498
Brewerton WWTP Improvements	0	0	0	135	325	376
Energy Efficiency Improvements/Performance	0	135	830	1,779	2,459	2,779
Sustainability Pays (Suburban Green Infrastructure	0	135	625	1,097	1,551	1,987
Metro WWTP Phosphorus Treatment System	0	0	567	998	1,061	1,035
Baldwinsville Seneca Knolls WWTP Rehabilitation	0	88	340	641	774	1,059
Wastewater Transportation System Improvements	0	0	595	2,191	3,992	5,107
<b>Department Total</b>	<b>0</b>	<b>665</b>	<b>3,867</b>	<b>8,344</b>	<b>12,098</b>	<b>14,531</b>

**METROPOLITAN WATER BOARD**

	<b>2014</b>	<b>2015</b>	<b>2016</b>	<b>2017</b>	<b>2018</b>	<b>2019</b>
Water Treatment Plant Comprehensive Improvements	0	0	115	837	1,681	1,889
<b>Department Total</b>	<b>0</b>	<b>0</b>	<b>115</b>	<b>837</b>	<b>1,681</b>	<b>1,889</b>

## *Special Funds*

---

**DEPARTMENT:** WATER ENVIRONMENT PROTECTION

**Project:** Baldwinsville Seneca Knolls WWTP Rehabilitation Project

**Purpose:** Public/Employee Safety/Health, Reduce Operating Costs/Efficiency, Maintain Existing Investment

**Level of Development:** Preliminary

**Project Description:**

The Baldwinsville Waste Water Treatment Plant is approximately thirty years old. Various small and discrete improvements and repairs have been done to the facility as a means of operational enhancements and infrastructure maintenance. However, there is a contemporary need to evaluate the overall condition of the treatment plant's infrastructure so as to ensure continued satisfactory operation and extend its service life. Final design and construction will be performed for a variety of infrastructure, energy efficiency, and life safety improvements.

**Project Cost Summary:**

<b>FUNDING SOURCE:</b>	<b>Pre-2014</b>	<b>2014</b>	<b>2015</b>	<b>2016</b>	<b>2017</b>	<b>2018</b>	<b>2019</b>	<b>6yr Total</b>	<b>Total:</b>
Borrowing to be Authorized	0	1,300	3,200	3,200	826	4,133		12,659	12,659
Pay As You Go	400	750						750	1,150
<b>TOTALS</b>	<b>400</b>	<b>2,050</b>	<b>3,200</b>	<b>3,200</b>	<b>826</b>	<b>4,133</b>		<b>13,409</b>	<b>13,809</b>

**Project Detail and Status:**

This project entails the evaluation of the overall infrastructure condition of the Baldwinsville-Seneca Knolls Waste Water Treatment Plant, with specific focus on pumping systems, grit processing equipment, chemical tanks, concrete structures, aeration systems, oxygen generation system, odor control system, aerobic digesters, major mechanicals, fire alarm system, code compliance, water supply systems, energy conservation measures, and other miscellaneous improvements.

The cash request for 2014 is for short-term improvements needed at the treatment plant to be able to accommodate wastewater loads from a new industrial user; these are expected to be accomplished in 2014. Bond monies for 2014 will be used for design of Phase II larger-scale improvements. Construction for the Phase II improvements is anticipated to take place in 2015 and 2016. In 2017, design of Phase III improvements is expected, with construction for same occurring in 2018.

Engineering evaluation is expected to be completed mid-2013 and will identify the improvements needed in Phase I (within one year) and Phase II (within two to three years). The bond amount listed for 2013 is an estimate of the engineering monies needed for Phase II improvements; this value is subject to change as more contemporary information is obtained. Final design of Phase II improvements is expected to be completed in 2014 with construction to follow shortly thereafter. Engineering for Phase III improvements is expected to start in 2017 with construction occurring in 2018.

*Special Funds*

---

**DEPARTMENT:** WATER ENVIRONMENT PROTECTION

**Project:** Bloody Brook Drainage District Culvert Replacement Project

**Purpose:** Public/Employee Safety/Health, Maintain Existing Investment

**Level of Development:** Preliminary

**Project Description:**

The Bloody Brook Drainage District was formed in the mid 1970's to mitigate flooding impacts from Bloody Brook that conveys storm water from the Donlin Drive area to Onondaga Lake near Griffin Field. The original corrugated metal pipes have reached their effective service life and need to be replaced to provide adequate flood protection.

**Project Cost Summary:**

FUNDING SOURCE:	Pre-2014	2014	2015	2016	2017	2018	2019	6yr Total	Total:
Pay As You Go	0						250	250	250
<b>TOTALS</b>	<b>0</b>						<b>250</b>	<b>250</b>	<b>1,350</b>

**Project Detail and Status:**

The Bloody Brook Drainage District was formed in the 1970s to provide flood mitigation to residents located along the Bloody Brook in the Town of Salina. The corrugated metal culvert pipes installed at multiple road crossings have reached their effective service life and are showing signs of corrosion due to exposure to road salt and water. Over time, these structures will become impassable and flow conveyance capacity will become restricted as the structures deteriorate. The figures included in the capital plan are preliminary in nature and will be updated once the engineering investigation is completed in 2019. Therefore, legislative authorization for engineering will be requested in 2018.



## *Special Funds*

---

**DEPARTMENT:** WATER ENVIRONMENT PROTECTION

**Project:** Brewerton WWTP Improvements

**Purpose:** Public/Employee Safety/Health, Reduce Operating Costs/Efficiency, Maintain Existing Investment

**Level of Development:** Preliminary

**Project Description:**

The Brewerton Waste Water Treatment Plant is over forty years old. Various small and discrete improvements and repairs have been done to the facility as a means of operational enhancements and infrastructure maintenance. There is a contemporary need to evaluate the overall condition of the treatment plant's infrastructure so as to ensure continued satisfactory operation and extend its service life. Final design and construction will be performed for a variety of infrastructure improvements to enhance regulatory compliance and reduce energy consumption. This project is to include installation of new baffles for the plant's existing clarifiers so as to improve treatment performance.

**Project Cost Summary:**

<b>FUNDING SOURCE:</b>	<b>Pre-2014</b>	<b>2014</b>	<b>2015</b>	<b>2016</b>	<b>2017</b>	<b>2018</b>	<b>2019</b>	<b>6yr Total</b>	<b>Total:</b>
Borrowing to be Authorized	0			2,000	2,000			4,000	4,000
Pay As You Go	0	375	772					1,147	1,147
<b>TOTALS</b>	<b>0</b>	<b>375</b>	<b>772</b>	<b>2,000</b>	<b>2,000</b>			<b>5,147</b>	<b>5,147</b>

**Project Detail and Status:**

For 2014, cash capital is being requested for the installation of new baffles for the plant's clarifiers. The installation of new baffles will greatly improve the performance of these treatment units.

In the longer term, infrastructure improvements are anticipated for pumping systems, grit processing equipment, HVAC systems, concrete structures, aeration systems, major mechanicals, energy conservation measures, odor control, treatment system needs (for improvement of solids capture), and other improvements. The engineering evaluation is expected to be done by March 2014 to develop the specific scope of improvements. Final design of said improvements, as applicable, to be completed by early 2015, with construction occurring in 2016 and 2017. Monies requested in 2105 shall be for design of improvements with corresponding requests for monies for 2016 and 2017.

Monies requested in 2014, which include design and construction, shall be used for installing new baffles in the treatment plant clarifiers so as to improve performance.

*Special Funds*

---

**DEPARTMENT:** WATER ENVIRONMENT PROTECTION

**Project:** Burnet Ave. Demolition (Bear Trap Ley Creek Drainage District)

**Purpose:** Public/Employee Safety/Health

**Level of Development:** Intermediate

**Project Description:**

The Burnet Avenue Garage located at 240 Carr Street in East Syracuse was the original facility that served as the maintenance garage and offices of the Bear Trap Ley Creek Drainage District. The facility is nearly 100 years old, is in very poor condition, and needs to be razed.

**Project Cost Summary:**

<b>FUNDING SOURCE:</b>	<b>Pre-2014</b>	<b>2014</b>	<b>2015</b>	<b>2016</b>	<b>2017</b>	<b>2018</b>	<b>2019</b>	<b>6yr Total</b>	<b>Total:</b>
Borrowing to be Authorized	0		500					500	500
<b>TOTALS</b>	<b>0</b>		<b>500</b>					<b>500</b>	<b>500</b>

**Project Detail and Status:**

The County desires to demolish the existing Burnet Avenue Maintenance Garage and restore associated property, located at 240 Carr Street, East Syracuse, NY 13057, for development of a demolition plan, including any necessary site restoration. This garage was originally constructed by the Town of DeWitt in the 1920s, with an addition completed during the 1960s. Onondaga County purchased this property from the Town of DeWitt after the formation of the Bear Trap/Ley Creek Drainage District. The garage measures approximately 11,550 square feet and sits on approximately 1.6 acres (Tax Map ID Number 010.-08-03.1). This demolition is necessary based on the observed physical deterioration of the garage, which has been used for a variety of operations including automotive repairs and most recently equipment storage. Authorization for the engineering evaluation was approved for this project in 2012. Authorization for construction borrowing will be requested in September of 2014 once the engineering study has been completed.

## *Special Funds*

---

**DEPARTMENT:** WATER ENVIRONMENT PROTECTION

**Project:** Energy Efficiency Improvements/Performance Contracting/Power Purchase Agreement

**Purpose:** Reduce Operating Costs/Efficiency, Other

**Level of Development:** Preliminary

**Project Description:**

As part of the County's effort to pursue sustainability, effect the goals of the County's Climate Action Plan and reduce annual operating costs, the Department intends to seek legislative authorization in calendar year 2014, to undertake a project or projects in which the County and selected vendors analyze systems and operating performance in an effort to identify opportunities for cost-neutral performance contracting, energy efficiency enhancements supported by the State's Cleaner Greener Community program, or through the deployment of renewable energy resources via Power Purchase Agreements (PPAs).

**Project Cost Summary:**

<b>FUNDING SOURCE:</b>	<b>Pre-2014</b>	<b>2014</b>	<b>2015</b>	<b>2016</b>	<b>2017</b>	<b>2018</b>	<b>2019</b>	<b>6yr Total</b>	<b>Total:</b>
Borrowing to be Authorized	0	2,000	8,000	5,000	5,000			20,000	20,000
<b>TOTALS</b>	<b>0</b>	<b>2,000</b>	<b>8,000</b>	<b>5,000</b>	<b>5,000</b>			<b>20,000</b>	<b>20,000</b>

**Project Detail and Status:**

This project anticipates working with an energy service company (ESCO, a commercial business providing a broad range of comprehensive energy solutions including designs and implementation of energy savings projects, energy conservation, energy infrastructure outsourcing, power generation and energy supply, and risk management) to research, design and implement various conveyance and process improvements for energy savings. These shall be large-scale efforts for all department treatment plants and pump stations. Potential project elements include wastewater treatment process changes and enhancements, variable frequency drives (VFDs), new blower technologies (e.g., turbo-blower technologies), energy-efficient motors, green lighting technologies, installation of combined heat-power units (for transforming methane gas, a naturally produced byproduct from the department's waste water treatment anaerobic digesters, into energy), re-commissioning of department buildings, and other opportunities.

It is anticipated that implementation of the above-described projects shall result in cost neutrality in that they shall be paid for via energy cost savings over a number of years (i.e., effectively they will eventually be self-funded) through guaranteed construction costs and measured and verified annual energy savings.

## *Special Funds*

---

**DEPARTMENT:** WATER ENVIRONMENT PROTECTION

**Project:** Hiawatha Trunk Sewer Rehabilitation Project

**Purpose:** Reduce Operating Costs/Efficiency, Community/Economic Development, Maximize Outside Funding

**Level of Development:** Preliminary

**Project Description:**

This project will provide adequate sewer service to the COR Inner Harbor Development located in Syracuse, New York. The project will consist of rehabilitating 4,600 feet of sanitary sewer ranging from 33-36 inch diameter installed in 1927. It is anticipated that the sewer would be rehabilitated using a cured in place (CIP) liner that will require minimal excavation for installation. The estimated service life for a CIP liner is 50-70 years.

**Project Cost Summary:**

<b>FUNDING SOURCE:</b>	<b>Pre-2014</b>	<b>2014</b>	<b>2015</b>	<b>2016</b>	<b>2017</b>	<b>2018</b>	<b>2019</b>	<b>6yr Total</b>	<b>Total:</b>
Pay As You Go	0	300						300	300
State Aid	0		3,500					3,500	3,500
<b>TOTALS</b>	<b>0</b>	<b>300</b>	<b>3,500</b>					<b>3,800</b>	<b>3,800</b>

**Project Detail and Status:**

The Hiawatha Trunk Sewer was installed by the City of Syracuse in the late 1920s and ownership was transferred to Onondaga County in the early 1970s. The original sewer was installed to provide service to the factories, businesses and homes located around the Inner Harbor area. The Hiawatha Trunk Sewer consists of approximately 4,600 linear feet of reinforced concrete sewer pipe ranging from thirty-three to thirty-six inches in diameter. This project will be progressed to provide adequate sewer service to the businesses and residences that are constructed as part of the COR Inner Harbor Development located in Syracuse, New York. It is anticipated that the sewer would be rehabilitated using a cured in place (CIP) liner that will require minimal excavation and disturbance during installation. The estimated service life for a CIP liner is 50-70 years. The current sewer pipeline is unserviceable due to concrete-like deposits created from years of infiltration into the pipe. These obstructions have severely degraded the capacity of the sewer. This project will restore the capacity and will provide adequate sewer service for the new COR Inner Harbor Development. A portion of the construction costs must be offset by infrastructure grant funding applied for by the Syracuse Industrial Development Agency for the project to move forward.

We plan to ask for the authorization for \$300K in September 2013 for the design and evaluation work, to be completed in 2014. The design evaluation will allow for the request for construction funding in September 2014. It is estimated that construction will begin in late 2014 and be completed by 2015.

*Special Funds*

---

**DEPARTMENT:** WATER ENVIRONMENT PROTECTION

**Project:** Ley Creek Pump Station

**Purpose:** Public/Employee Safety/Health, Reduce Operating Costs/Efficiency, Maintain Existing Investment, Federal/State Mandate

**Level of Development:** Preliminary

**Project Description:**

This project shall provide for the rehabilitation of the Ley Creek Pump Station, the largest of the department owned pump stations. Due to the high volume of flow and constant demands on the operating system, Ley Creek is in need of repairs and upgrades.

**Project Cost Summary:**

<b>FUNDING SOURCE:</b>	<b>Pre-2014</b>	<b>2014</b>	<b>2015</b>	<b>2016</b>	<b>2017</b>	<b>2018</b>	<b>2019</b>	<b>6yr Total</b>	<b>Total:</b>
Borrowing to be Authorized	0		2,500	2,200				4,700	4,700
Pay As You Go	500							0	500
<b>TOTALS</b>	<b>500</b>		<b>2,500</b>	<b>2,200</b>				<b>4,700</b>	<b>5,200</b>

**Project Detail and Status:**

The pump station includes three centrifugal wastewater pumps in a wet well/dry well configuration. The average daily design flow of the pump station is between 10 MGD - 20 MGD, with a maximum design capacity of 60 MGD. Pumped wastewater is conveyed 2.4 miles in a 42-inch diameter force main to the Metropolitan Syracuse Treatment Plant. The last pump station rehabilitation was completed in 1982. This station serves thousands of residents from the Town of Salina, Town of DeWitt and the Village of East Syracuse. Rehabilitation of the station shall include pumping systems, HVAC, building envelope, energy efficiency measures (e.g., variable frequency drives), health and safety improvements, and general infrastructure repair.

It is estimated that the engineering and design for the pump station upgrade will cost approximately \$500,000. This funding was previously allocated to the project. As of June 2013, no project budget has been expended. However, the engineering and design budget is anticipated to be expended in 2013 and 2014. The construction estimate of \$4.7 million is expected to be spent in 2015 with completion of the project in 2016. The actual construction spending will be dependent on the contractor's schedule and availability of associated equipment.

*Special Funds*

---

**DEPARTMENT:** WATER ENVIRONMENT PROTECTION

**Project:** Metro WWTP Phosphorus Treatment System Optimization

**Purpose:** Reduce Operating Costs/Efficiency, Maintain Existing Investment, Federal/State Mandate

**Level of Development:** Intermediate (A)

**Project Description:**

This project is for various modifications, upgrades, and improvements to Metro Waste Water Treatment Plant Biological Aerated Filter (BAF) and High-Rate Flocculated Settling (HRFS) systems so as to enhance and maximize system performance. The BAF and HRFS systems are those unit processes used at Metro to remove ammonia and phosphorus, respectively, in accordance with NYSDEC SPDES permit mandates. The project will also serve to respond to the improvement needs born out of the November 2009 4th Stipulation of the ACJ and the Onondaga Lake Total Maximum Daily Load

**Project Cost Summary:**

FUNDING SOURCE:	Pre-2014	2014	2015	2016	2017	2018	2019	6yr Total	Total:
Borrowing to be Authorized	0		8,400	2,968				11,368	11,368
Authorized Borrowing	2,840							0	2,840
<b>TOTALS</b>	<b>2,840</b>		<b>8,400</b>	<b>2,968</b>				<b>11,368</b>	<b>14,208</b>

**Project Detail and Status:**

This project is an extension of earlier evaluation efforts performed for Metro Waste Water Treatment Plant's Phosphorus treatment system for optimization and identifying alternatives to meet the pending NYSDEC Total Maximum Daily Load (TMDL) for the treatment plant (optimization and work plan reports as mandated by the NYSDEC). Monies spent to date were for the various engineering evaluations leading up to this point in the project. The project will construct the improvements identified in the ACJ-mandated report that was submitted to the NYSDEC on August 31, 2011 for optimizing the performance of the existing Metro Waste Water Treatment Plant phosphorus treatment system. Said report identified a number of confirmatory evolutions that needed to be completed. Those evaluations have since been completed; the final report was submitted to the NYSDEC in May 2103 for approval. After NYSDEC approval, final design shall be done for this project.

Project elements include the following:

- Installation of two new isolation gates and a dividing wall to isolate the north and south Biological Aerated Filter (BAF) cells so that maintenance can be performed without having to shut down the entire (ammonia/phosphorus) process
- Improving chemical addition and mixing to the High-Rate Flocculated Settling (HRFS) in the BAF effluent channel
- Replacement of four stainless steel HRFS influent gates with fiberglass-reinforced plastic (FRP) gates
- Repair of the isolation plate in HRFS influent channel
- Installation of a new effluent water system
- Replacement of a 14" stainless steel process line:
- Providing for better flow distribution through the treatment system
- Other ancillary improvements to the phosphorus treatment system so as to optimize overall treatment and system reliability.

This project shall also be instrumental in the Department complying with the recently issued (draft) Total Maximum Daily Load (TMDL) for phosphorus from the NYSDEC which limits the amount of (TMDL) for phosphorus that can be discharged from the Metro WWTP. The engineering final design is to be completed by late-2014, with construction starting in early-2015 and ending mid-2016. It is noted that engineering monies in the amount of \$2,840,000 have already been approved for this project.

## *Special Funds*

---

**DEPARTMENT:** WATER ENVIRONMENT PROTECTION

**Project:** Oneida Lake PS

**Purpose:** Public/Employee Safety/Health, Reduce Operating Costs/Efficiency, Maintain Existing Investment, Federal/State Mandate

**Level of Development:** Preliminary

**Project Description:**

The Onondaga County Department of Water Environment Protection will be evaluating the rehabilitation/upgrades to the Oneida Lake Pump Stations and associated sewer force mains, including Harbor Village, Long Point, Maple Bay, Muskrat Bay, Polar Beach, Shepard Point, and South Bay.

**Project Cost Summary:**

<b>FUNDING SOURCE:</b>	<b>Pre-2014</b>	<b>2014</b>	<b>2015</b>	<b>2016</b>	<b>2017</b>	<b>2018</b>	<b>2019</b>	<b>6yr Total</b>	<b>Total:</b>
Borrowing to be Authorized	0		3,000	3,500	4,500	2,500		13,500	13,500
Authorized Borrowing	2,000							0	2,000
<b>TOTALS</b>	<b>2,000</b>		<b>3,000</b>	<b>3,500</b>	<b>4,500</b>	<b>2,500</b>		<b>13,500</b>	<b>15,500</b>

**Project Detail and Status:**

The department will be providing for the rehabilitation/upgrade of the Oneida Lake Pump Stations, including Harbor Village, Long Point, Maple Bay, Muskrat Bay, Polar Beach, Shepard Point, and South Bay. The need for rehabilitation is based on the observed physical deterioration of the facilities and the need to upgrade the outdated operational systems to maintain operator safety and station efficiency.

The subject stations were constructed circa 1975. Now in their thirty-seventh year of operation, the stations themselves are at the end of their safe service life. The approval of these projects in December 2013 would begin a detailed final design and construction process, which will replace the stations at just about the absolute limit of typical station life expectancy. The initial requested authorization of \$1.5 million will be used for preliminary investigation, alternatives analysis, and final design/engineering services. A future project authorization will include funding for construction administration and inspection services, as well as cost for construction of the rehabilitated facilities. In the sanitary sewer environment the mechanical, electrical, and structural (wet well) components of a pump station are all prone to failure at this age limit. The risks of failure for stations of this size include severe reputation risk due to pollution, household/service failure risk due to potential sewer backups, and financial risk due to the considerable damage claims as well as bypass piping of waste. The Department's cost estimates for replacement of these pumps stations are carefully developed based upon extrapolation of contemporary replacement project data.

These stations are at the end of their useful lives; replacement is necessary and in that respect WEP's standard for final design is a robust life cycle analysis of each element of the station to evaluate its effectiveness (for example pumping systems would optimize variable frequency drives, better flow pacing and controls, and high efficiency pumps.) While certain energy costs will be reduced by this timely equipment replacement, the stations themselves will require the installation of HVAC equipment to better satisfy safety and mitigate odor concerns. The new load will likely offset energy savings created by pump replacement savings.

Due to the regulatory commitments associated with the Amended Consent Judgment (ACJ), this project was deferred to accommodate the ACJ capital projects. Continued deferment of this project may result in higher operating costs and elevated project costs due to the age of the infrastructure.

*Special Funds*

---

**DEPARTMENT:** WATER ENVIRONMENT PROTECTION

**Project:** Sustainability Pays (Suburban Green Infrastructure Improvements)

**Purpose:** Reduce Operating Costs/Efficiency, Maintain Existing Investment, Community/Economic Development, Addition Capacity

**Level of Development:** Preliminary

**Project Description:**

This project entails the promotion, development, and implementation of green infrastructure improvements for suburban communities within the Consolidated Sanitary District (CSD) to abate infiltration and inflow and strive towards sustainability.

**Project Cost Summary:**

<b>FUNDING SOURCE:</b>	<b>Pre-2014</b>	<b>2014</b>	<b>2015</b>	<b>2016</b>	<b>2017</b>	<b>2018</b>	<b>2019</b>	<b>6yr Total</b>	<b>Total:</b>
Borrowing to be Authorized	2,000	2,000	2,000	2,000	2,000	2,000	2,000	12,000	14,000
Authorized Borrowing	3,000							0	3,000
<b>TOTALS</b>	<b>5,000</b>	<b>2,000</b>	<b>2,000</b>	<b>2,000</b>	<b>2,000</b>	<b>2,000</b>	<b>2,000</b>	<b>12,000</b>	<b>17,000</b>

**Project Detail and Status:**

Green infrastructure has been recognized as a viable and cost effective alternative for abating infiltration and inflow. Individual green projects will be developed and subsequently authorized by the County Legislature on a per project basis. The projects will focus on municipal (public) installations of green infrastructure such as bioswales, rain gardens, and green streetscapes. Green infrastructure projects will be designed to reduce infiltration and inflow into sanitary sewer systems - in compliance with the recently enacted Capacity Management and Operation and Maintenance (CMOM)/Sewer Use Ordinance (SUO) passed in January 2011.

Projects utilizing green infrastructure will be considered from the following towns and villages:

Towns: Camillus, Cicero, Clay, DeWitt, Geddes, Lysander, Manlius, Onondaga, Pompey, and Salina.

Villages: Baldwinsville, Camillus, East Syracuse, Fayetteville, Liverpool, Manlius, North Syracuse, and Solvay.

It is expected that this project will go on for several years. Project scopes will evolve over time as new green infrastructure technologies are developed and implemented. The Suburban Green Infrastructure project/program has been very successful to date; it is expected that this success will continue for future years, and as such, the noted financial allocations listed have been included.



## *Special Funds*

---

**DEPARTMENT:** WATER ENVIRONMENT PROTECTION

**Project:** Wastewater Transportation System Improvements

**Purpose:** Public/Employee Safety/Health, Reduce Operating Costs/Efficiency, Maintain Existing Investment, Federal/State Mandate

**Level of Development:** Ongoing (A)

**Project Description:**

This project consists of three primary or categorical elements: pump station improvements, trunk sewer improvements, and facility maintenance improvements (i.e., paving, roofing, and larger-scale maintenance activities).

**Project Cost Summary:**

<b>FUNDING SOURCE:</b>	<b>Pre-2014</b>	<b>2014</b>	<b>2015</b>	<b>2016</b>	<b>2017</b>	<b>2018</b>	<b>2019</b>	<b>6yr Total</b>	<b>Total:</b>
Borrowing to be Authorized	46,028		8,820	20,049	18,799	9,825	14,700	72,193	118,221
Pay As You Go	23,619	4,575	4,473	5,252	5,304	5,200	5,300	30,869	53,723
<b>TOTALS</b>	<b>69,647</b>	<b>4,575</b>	<b>13,293</b>	<b>25,301</b>	<b>24,103</b>	<b>15,025</b>	<b>20,000</b>	<b>103,062</b>	<b>171,944</b>

**Project Detail and Status:**

This project consists of three primary or categorical elements: pump station improvements, trunk sewer improvements, and facility maintenance improvements (i.e., paving, roofing, larger-scale maintenance activities). Detailed below is a description of the elements included in each of those categories.

**Pump Station Upgrade Program Elements:**

This project provides for ongoing pump station replacement and upgrading of components or systems and structural fixtures to preclude failures and prevent potential harm to the environment by discharge of raw sewage. Pump station sites scheduled in this project are: Camillus, Davis Road, Gaskin Road, Lakeside, Westside, and rehabilitation/upgrades to the Baldwinsville Seneca Knolls (BSK) Waste Water Pump Stations. The BSK pump stations include: Baldwinsville North, Baldwinsville South, Baldwinsville West, and Belgium. Pump station improvements will include, but not be limited to, replace/rehabilitation of pumps, valves, flow meters, variable frequency drives, heating and ventilation systems, and other mechanical and electrical systems.

Improvements to the chemical feed systems and support systems at the Hiawatha Regional Treatment Facility (RTF) are also expected, as well as re-commissioning of the Midland Ave RTF in regards to potential changes to pump sizes and operation.

**Trunk Sewer Upgrade Program Elements:**

Another component of this project addresses modification, repair, and/or replacement of specified trunk sewers and pressure pipelines, of aged facilities comprising the 400 miles of trunk sewer network, and fifty-one combined sewer overflows for which the Department has responsibility. Trunk sewers identified in this project are: Portions of Tallman Trunk Sewer (circa 1898), Salina Trunk Sewer (circa 1928), LeMoyne/Darlington Trunk Sewer (circa 1929), Sunnycrest Trunk Sewer (circa 1929), Midland Trunk Sewer (circa 1905), Hillcrest Trunk Sewer (circa 1955), Lakeland Trunk Sewer (circa 1960) and Meadowbrook Trunk Sewer (circa 1960).

A number of projects are generally combined to provide the most practical package from a constructability and economic viewpoint. The trunk sewer improvement/renewal program includes provisions for the design of improvements to a number of combined trunk sewers in the City of Syracuse in 2014 and other trunk sewers within the Consolidated Sanitary District, with construction starting in 2014 and continuing into 2018. This includes potential improvements to the collection system tributary to the Brewerton Waste Water Treatment Plant.

This project is also to include other sewer infrastructure improvements. A major aspect of the project will be a comprehensive manhole rehabilitation program, so as to achieve infiltration/inflow reductions. This program will first consist of a high-intensity effort to improve the most problematic manholes in targeted service areas;

## *Special Funds*

---

thereafter, the manhole repair program will be segmented and portions will be completed annually. This is expected to continue for the next several years.

Collectively, these trunk sewer rehabilitation/renewal programs, along with other ancillary support efforts, are part of the department's Capacity, Management, Operation, and Maintenance (CMOM) program.

### Facility Maintenance Improvements:

This project provides for ongoing pump station replacement and upgrading of components or systems and structural fixtures to preclude failures and prevent potential harm to the environment by discharge of raw sewage. Pump station sites scheduled in this project are: Camillus, Davis Road, Gaskin Road, Lakeside, Westside, and rehabilitation/upgrades to the Baldwinsville Seneca Knolls (BSK) Waste Water Pump Stations. The BSK pump stations include: Baldwinsville North, Baldwinsville South, Baldwinsville West, and Belgium. Pump station improvements will include, but not be limited to, replace/rehabilitation of pumps, valves, flow meters, variable frequency drives, heating and ventilation systems, and other mechanical and electrical systems.

The roofing and paving, as well as the clarifier weir capital programs and lightning protection, are customarily segmented and portions are completed annually. This is expected to continue for the next several years. It is anticipated that the asset management and GIS applications within the department shall continue to expand in the next several years. New additions for 2014 include a Hoist renewal project, concrete repairs, and a force main and treatment plant outfall inspection and evaluation program (to gauge the condition of that infrastructure and determine remaining useful life).

The project also includes improvements to the Oak Orchard Waste Water Treatment Plant and future improvements to the Meadowbrook Limestone Waste Water Treatment Plant – to include various improvements such as concrete repair, code compliance, mechanical equipment installation, instrumentation and electrical improvements, process equipment, and facility improvements. Provisions for improvements at other County treatment plants are also provided.

Included within the project is replacement of larger pieces of analytical equipment, various valves, HVAC improvements, pump installations, site security improvements, various boiler systems, door replacement project, several building improvements, odor control evaluations and improvements, SCADA system enhancements, safety projects, and other various infrastructure repair/renewal elements.

*Special Funds*

---

**DEPARTMENT:** WATER ENVIRONMENT PROTECTION

**Project:** White Pine (formerly Clay) Industrial Park (force main)

**Purpose:** Community/Economic Development

**Level of Development:** Advanced

**Project Description:**

This project will provide public sewer service to the Clay Industrial Park, which is located along Route 31 and Caughdenoy Road in the Town of Clay, Onondaga County. The project is estimated to cost \$5.6 million and will consist of a pumping station and a dual 6" and 12" PVC sanitary forced pressure main that will be approximately 20,500 feet in length and will be routed to the Oak Orchard Wastewater Treatment Plant that is located along the Oneida River in the Town of Clay.

**Project Cost Summary:**

<b>FUNDING SOURCE:</b>	<b>Pre-2014</b>	<b>2014</b>	<b>2015</b>	<b>2016</b>	<b>2017</b>	<b>2018</b>	<b>2019</b>	<b>6yr Total</b>	<b>Total:</b>
Borrowing to be Authorized	0	4,554	1,060					5,614	5,614
<b>TOTALS</b>	<b>0</b>	<b>4,554</b>	<b>1,060</b>					<b>5,614</b>	<b>5,614</b>

**Project Detail and Status:**

The Clay site is a 339-acre, Industrial Zoned site in the Town of Clay, northern Onondaga County. Its size, location, and significant utility capacity (rail, water, gas, electric, and telecom) positions the site as the preferred location for large research and development, manufacturing, and data processing facilities in Onondaga County. As currently planned, the site has the capacity to accommodate 2 million square feet of building space.

Provision of public sewer service is one of the projects necessary to be completed before the site can receive formal "Shovel-Ready Certification" from the State of New York. "Shovel-Ready" is a national pre-permitting standard, widely recognized by national site selectors and corporate real estate executives as the reliable third-party verification of a site's readiness for significant investment. Other requirements, such as the completion of the NYS Draft Environmental Impact Statement and on-site wetland mitigation and betterment, are being managed by the property owner, the Onondaga County Industrial Development Agency. It is anticipated that the site will receive Shovel Ready Certification in 2014.

The CNY Regional Economic Development Council named the development of the site as one of the Council's 2012 priority projects. The site is also recognized as a location for future industrial development by the draft county Sustainability Plan and the draft Town of Clay Northern Land Use Plan.

*Special Funds*

---

**DEPARTMENT:** METROPOLITAN WATER BOARD

**Project:** Water Treatment Plant Comprehensive Improvements

**Purpose:** Public/Employee Safety/Health, Reduce Operating Costs/Efficiency, Maintain Existing Investment

**Level of Development:** Preliminary

**Project Description:**

This project will implement comprehensive improvements at the MWB Water Treatment Plant required to continue to comply with current water quality regulatory standards, optimize chemical consumption/costs, replace end-of-life equipment, and advance operations technology.

**Project Cost Summary:**

<b>FUNDING SOURCE:</b>	<b>Pre-2014</b>	<b>2014</b>	<b>2015</b>	<b>2016</b>	<b>2017</b>	<b>2018</b>	<b>2019</b>	<b>6yr Total</b>	<b>Total:</b>
Borrowing to be Authorized	0		1,700	10,000	8,500			20,200	20,200
<b>TOTALS</b>	<b>0</b>		<b>1,700</b>	<b>10,000</b>	<b>8,500</b>			<b>20,200</b>	<b>20,200</b>

**Project Detail and Status:**

Existing Water treatment Plant facilities/infrastructure are now forty-five years old and have received minimal capital investment since their construction. An assessment has been funded in the MWB 2013 Budget that will identify the scope of specified improvements and provide cost estimates for the project. These improvements will assure regulatory compliance and meet public health responsibilities of the water system for the mid-term and long-term future.

The 2013 assessment will evaluate both building facility improvements, such as roofing, HVAC, and electrical systems as well as filtration process improvements, including filter beds, piping and valves, process controls, data collection and reporting, etc. These improvements will address declining physical conditions of the plant building and will update and improve water quality far into the future, better serving water customers, both residential and industrial.

The 2013 assessment will be completed by the end of 2013 and will continue with engineering/design through the third quarter of 2014, at which time the project will be bid and implemented through 2015 and 2016. Authorization of architectural and engineering design cost will be requested in September 2013 and funding approval for construction costs will be sought in September of 2014.

# GLOSSARY

## Section 4



## **GLOSSARY OF TERMS**

**Appropriation** An authorization made by the legislative body of a government that permits officials to incur obligations against and to make expenditures of governmental resources. Appropriations are usually made for fixed amounts and are typically granted for a one-year period.

**Assets** Property owned by the County that has a monetary value.

**Attributable Revenue** The revenue generated as a direct consequence of the provision of a specific governmental activity, such as fees for service, state or federal aid for programs, and income from sales. If the government no longer provided the service, the revenue would also stop.

**Bond** A written promise to pay a sum of money on a specific date at a specified interest rate. The interest payments and the repayment of the principal are detailed in a bond ordinance. The most common types of bonds are general obligation and revenue bonds. These are most frequently used for construction of large capital projects, such as buildings, streets and bridges.

**Bond Anticipation Notes (BANs)** Short-term interest bearing security issued in anticipation of a long-term bond issuance at a later date. The notes are retired with proceeds from the later related bond issue.

**Budget** A comprehensive financial plan of operation which allocates limited revenues among competing expenditure requirements for a given time period. Onondaga County has two types of budgets, the annual operating budget and the Capital Improvement Plan.

**Budget Calendar** The schedule of key dates or milestones, which the County follows in the preparation, adoption, and administration of the budget.

**Budget Document** The official written statement prepared by the Executive Department, which presents the proposed budget to the legislative body.

**Budget Message** A general discussion of the proposed budget presented in narrative form as a supplement to the budget document. The budget message explains principal budget issues against the background of financial experience in recent years and provides a general summary of the most important aspects of the budget, changes from the current and previous fiscal years, and the views and recommendations of the County Executive.

**Capital Assets** Assets of significant value and having a useful life of several years. Capital assets are also called fixed assets.

**Capital Fund** A fund established to account for all resources, principal and proceeds, which are used for planning, acquisition, and construction phases of capital projects.

**Capital Improvement Plan (CIP)** A plan for capital expenditures to be incurred each year over a period of six future years setting forth each capital project, identifying the expected beginning and ending date for each project, the amount to be expended in each year, and the method of financing those expenditures.

**Capital Improvements** Physical assets, constructed or purchased; the acquisition of land; or improvements to land or buildings. Capital improvements typically involve physical assets such as buildings, streets, water and sewage systems, recreational facilities, and major pieces of equipment.

## *Glossary*

---

**Capital Notes** On all borrowings, except WEP and Water Fund, where the P.P.U. exceeds five years the County is required, by Finance Law, to fund five percent of the total cost in the form of cash prior to the issuance of debt. The County is allowed to borrow this amount in the form of short-term notes known as Capital Notes. Capital Notes may be issued for up to twelve months and can be renewed once (by resolution). Capital Notes are also occasionally issued for emergency sewer repairs.

**Capital Outlay** Expenditures for equipment, vehicles, or machinery that results in the acquisition of or addition to fixed assets.

**Cash Capital** See County Tax Revenues.

**Cash On Hand** Direct financing available from either surplus monies from prior years' taxation, or unused balances in existing capital accounts, or earnings on temporary investments.

**County Tax Revenues (Cash Capital)** The cash financing of general fund projects by property taxes.

**Countywide Authorized Borrowing** The financing of a project by long or short term borrowing which has been authorized by the County Legislature.

**Countywide Borrowing to be Authorized** The financing of a project by long or short term borrowing that will require authorization by the County Legislature before the project can be undertaken.

**Debt Service** The payment of principal and interest on borrowed funds, according to a pre-determined payment schedule.

**Department** The highest organizational level for the provision and delivery of a specific governmental service or closely related services. A department may be comprised of subdepartment, agency, etc.

**Depreciation** Expiration in the service life of capital assets attributable to wear and tear, deterioration, action of the physical elements, inadequacy or obsolescence. That portion of the cost of a capital asset that is charged as an expense during a particular period. This represents the decrease in value of physical assets due to use and the passage of time.

**Enterprise Fund** A governmental accounting fund in which the services provided are financed and operated similarly to those of a private business. The rate schedules for these services are established to insure that revenues are adequate to meet all necessary expenditures.

**Equipment** One of the major expense codes used to categorize appropriations. Equipment includes County appropriations for office, construction, plant, laboratory, grounds, motor vehicles, safety, tools and shop equipment.

**Estimated Revenues** The amount of projected revenue to be collected during the current or ensuing fiscal year. The amount of revenue estimated is the budgeted amount approved by the Legislature.

**Expenses** Charges incurred for operations, maintenance, interest, travel, equipment, rentals, utilities, professional services, contracts and other charges.

**Federal Aid** The financing of eligible projects through the use of Federal funds other than Federal Revenue Sharing.

**Federal Revenue Sharing** The financing of eligible projects through the use of Revenue Sharing



funds.

*Fiscal Agent Fees* These are fees charged by institutions for record keeping of registered (Serial) Bondholders and for the semi annual distribution of principal and interest payments to those bondholders. The purchaser pays Fiscal Agent Fees on Capital Notes and Bond Anticipation Notes.

*Fiscal Year (FY)* A twelve-month period designated as the operating year for an entity. For the County, the fiscal year is the same as the calendar year - January 1 to December 31 - also called the Budget Year. The fiscal year for the State of New York is April 1 - March 31. The Federal fiscal year is October 1 to September 30.

*Fixed Assets* Assets of long-term character, which are intended to continue to be held or used, such as land, buildings, machinery, furniture and other equipment.

*Full Faith and Credit* A pledge of the general taxing power of a government to repay debt obligations, typically used in reference to bonds.

*Fund* An independent fiscal and accounting entity with a self-balancing set of accounts recording cash and/or other resources together with all related liabilities, obligations, reserves, and equities which are segregated for the purpose of carrying on specific activities or attaining certain objectives (see General Fund).

*General Fund* The largest fund within the County, the General Fund accounts for most of the County's financial resources. General Fund revenues include property taxes, licenses and permits, local and sales taxes, service charges, and other types of revenue. This fund usually includes most of the basic operating services, such as public safety, finance, data processing, parks and recreation, highway, long term care, community college, library and other direct operating support.

*General Obligation Bonds* When a government pledges its full faith and credit to the repayment of the bonds it issues, then those bonds are general obligation (GO) bonds. Sometimes the term is also used to refer to bonds that are to be repaid from taxes and other general revenues.

*Grant* A contribution of assets (usually cash) by one governmental unit or other organization to another. Typically, these contributions are made to local governments from the state and federal governments. Grants are usually made for specified purposes.

*Interest* The price paid for the use of money, or the return on investment obtained from investing or lending money.

*Liability* Debt or other legal obligations arising out of transactions in the past that must be liquidated, renewed or refunded at some future date. The term does not include encumbrances.

*Local Dollars* The difference between appropriations and revenues which must be raised through the property tax levy.

*Long Term Debt* Debt with a maturity of more than one year after the date of issuance.

*Mandate* Any responsibility, action or procedure that is imposed by one sphere of government on another through constitutional, legislative, administrative, executive, or judicial action as a direct order or that is required as a condition for reimbursement of expenditures.

*Maturity Date* The date at which full and/or final payment of principal and interest is due on debt obligations.

## *Glossary*

---

*Onondaga County Legislature* The County Legislature consists of seventeen elected members and constitutes the legislative, appropriating, policy determining, and governing body of the County of Onondaga.

*Operating Budget* The portion of the budget that pertains to daily operations and provides basic governmental services. The operating budget contains appropriations for such expenditures as personnel, supplies, utilities, materials, travel, and fuel.

*Other Sources* The financing of projects from sources other than tax supported, Federal and/or State Aid (i.e. private funds, fees).

*Pay-As-You-Go* The strategic use of tax revenues to finance projects in an effort to reduce the issuance of debt and the related interest costs, i.e. use of tax revenues to finance annually recurring projects.

*Period of Probable Usefulness (PPU)* The maximum period of time available, by law, to repay indebtedness. PPU's for various types of projects are mandated by Local Finance Law, and range between 3 and 40 years.

*Principal* The par value or face value of a bond, note, or other fixed amount security, excluding accrued interest.

*Renewals* Bond Anticipation Notes (BANs) and Capital Notes are short-term borrowings, one year or less, that have to be renewed or paid off at maturity. A renewal is the reborrowing of the debt, less any scheduled principal payment.

*Reserve* An account used to indicate that a portion of a fund's balance is legally restricted for a specific purpose and is, therefore, not available for general appropriation.

*Revenue* Funds that the government receives as income. It includes such items as tax payments, fees from specific services, receipts from other governments (state and federal aid), fines, forfeitures, grants, shared revenues and interest income.

*Revenue Anticipation Notes (RANs)* RANs are issued in anticipation of the receipt of specific revenues, generally non-tax revenues. RANs are typically used for cash flow borrowings. The specific revenues are set-aside on receipt, for payment of the RAN and interest upon its maturity. The debt cannot extend beyond twelve months and must be paid in full at maturity.

*Revenue Estimate* A formal estimate of how much revenue will be earned from a specific revenue source for a current or future period; typically, a future fiscal year.

*Revenue Source* A category of revenue, such as local source, state aid, or federal aid.

*Serial Bond* A written promise to pay a specified sum of money (principal face value) at a specified future date (maturity date[s]) along with periodic interest paid at a specified percentage of the principal (interest rate). Serial bonds are typically used for long-term debt.

*Special Districts Authorized Borrowing* The financing of a project by long or short term borrowing which has been authorized by the County Legislature for special districts such as Drainage Districts.

*Special Districts Borrowing To Be Authorized* The financing of a project by long or short-term

## *Glossary*

---

borrowing that will require authorization by the County Legislature before the project can be undertaken.

*State Aid* The financing of eligible projects through the use of state funds.

*Tax Levy* The total amount to be raised by property taxes for the purpose stated in the County's financial plan for various funds.

*User Fees* The payment of a fee for direct receipt of a public service by the party benefiting from the service.