


ONONDAGA COUNTY
NEW YORK



2015 – 2020
CAPITAL IMPROVEMENT PLAN

Joanne M. Mahoney
County Executive

William P. Fisher
Deputy County Executive

Mary Beth Primo
*Deputy County Executive for
Physical Services*

Ann Rooney
*Deputy County Executive for
Human Services*

Steven P. Morgan
Chief Fiscal Officer

TABLE OF CONTENTS

Capital Improvement Planning Committees	i
County Planning Board Resolution	ii
Section 1 Overview	
Introduction to Capital Planning	3
The County's Infrastructure	4
Onondaga County 2010 Development Guide	9
Funding Sources For Capital Projects.....	13
Onondaga County Debt Management Plan.....	14
Section 2 Financial Summaries	
Estimated Debt Service	19
All Funds Debt Service Summary.....	21
Calculation of Total Net Indebtedness	22
Capital Projects Classifications.....	23
Project Activity By Department.....	23
Proposed Capital Project Summary	24
Mandates	27
Funding Sources of Proposed Projects.....	28
Location Map	30
Section 3 Capital Projects	
Countywide Capital Projects.....	34
General Fund Debt Service Summary.....	35
Authorized Projects.....	36
Proposed Capital Project Summary	46
Emergency Communications	50
Facilities Management	56
Finance Department	67
Office of Environment	68
Parks and Recreation Department	70
Sheriff.....	76
Onondaga Community College.....	78
Transportation	85
Special Funds	
Van Duyn Extended Care Fund	96
Van Duyn Debt Service Summary	97
Special Districts	
Water Fund.....	98
Water Fund - Debt Service Summary	99
Sewer Fund	100
Sewer Fund - Debt Service Summary	101
Authorized Projects	102
Special Districts Proposed Projects Summary	106
Metropolitan Water Board	108
Water Environment Protection.....	109
Section 4 Glossary	
Glossary of Terms.....	124

CAPITAL IMPROVEMENT PLANNING COMMITTEES

CAPITAL PROJECTS COMMITTEE (CPC)

Joanne M. Mahoney
County Executive, Chair, CPC

J. Ryan McMahon, II
Chairman, County Legislature

David Knapp
Chair, Ways & Means Committee

Patrick M. Kilmartin
*Floor Leader, Onondaga County
Legislature*

Mary Beth Primo
*County Administrator for
Physical Services*

Steven P. Morgan
Chief Fiscal Officer, Secretary, CPC

Gordon J. Cuffy
County Attorney

Andrew Maxwell
Director of Planning

ONONDAGA COUNTY PLANNING BOARD

Douglas B. Morris
Interim Chair

Chester Dudzinski, Jr.

Daniel Cupoli

Robert E. Antonacci (ex officio)

Brian Donnelly (ex officio)

Robert L. Jokl, Jr.

STAFF TO THE PLANNING COMMITTEES

Rustan Petrela
Coordinator, Management & Budget

Tara Venditti
Management & Budget

Don M. Jordan
Planning



Joanne M. Mahoney
COUNTY EXECUTIVE

Onondaga County Planning Board

Onondaga County Planning Board Resolution Concerning the 2015 to 2020 Capital Improvement Plan

- WHEREAS, pursuant to the Administrative Code of the County of Onondaga, Section 6.02 (d), the Onondaga County Planning Board has reviewed the 2015 – 2020 Tentative Capital Improvement Plan; and
- WHEREAS, debt management remains a high priority in the 2015 – 2020 Tentative Capital Improvement Plan; and
- WHEREAS, the projects proposed in the 2015 – 2020 Tentative Capital Improvement Plan emphasize the maintenance of existing county facilities and transportation assets, stewardship of the natural environment, and sound fiscal management; and
- WHEREAS, the goals and policies of Onondaga County's comprehensive plan, the *2010 Development Guide and Framework For Growth in Onondaga County*, support economic growth, an attractive community, well maintained and cost effective infrastructure, stewardship of natural resources, investment in existing communities, and sustainable development practices; and
- WHEREAS, the 2015 – 2020 Tentative Capital Improvement Plan is consistent with the goals and policies of the *2010 Development Guide* for Onondaga County; and
- WHEREAS, the Capital Improvement Plan provides an effective means of communicating the intention of the County of Onondaga with respect to planned capital investments; and
- NOW, THEREFORE BE IT RESOLVED, that the Onondaga County Planning Board endorses the 2015–2020 Tentative Capital Improvement Plan.

Douglas Morris, Chairman
Onondaga County Planning Board
October 8, 2014

OVERVIEW

Section 1

INTRODUCTION TO CAPITAL PLANNING

A Capital Improvement Plan (CIP) serves as a guideline for the orderly acquisition and refurbishment of capital assets within the financial resources of the community. One of the key elements of a successful CIP is a clear position as to what a capital project is. In Onondaga County, a capital project is understood to be an expenditure of considerable cost that has a long, useful life. As a matter of policy, capital requests are not considered for the CIP if: 1) the total cost of the project is less than \$250,000; 2) the project has a useful life of less than five years; 3) the request involves the procurement of vehicles.

About This Document

The 2015-2020 CIP contains four major sections. The first provides an understanding of the capital planning process and its relationship to development and land use planning. It also describes revenue sources and the county's debt management policy. The second section contains debt service narrative and summary information, as well as program summary analysis. A location map also appears at the end of section two. Section three contains narrative description and financing plans for proposed projects, as well as narrative description of completed and ongoing projects. This section is subdivided by the funds that support it. Section four contains a glossary of terms.

The Capital Planning Process

Capital planning involves the County Executive, members of the County Legislature, heads of various county departments, and a citizen advisory board in a process that determines capital needs, alternatives, and priorities. The development of the CIP takes place over several months, beginning in February of each year, and includes five major phases:

- 1 In March, department heads begin preparation of project proposals in accordance with executive guidelines.
- 2 In May, proposals are submitted to the Division of Management & Budget (DMB). The proposals are analyzed by DMB in conjunction with the Syracuse-Onondaga County Planning Agency. The Law Department is consulted as needed.
- 3 By September, the County Executive has approved a tentative CIP. It is presented to the Capital Program Committee (a committee made up of legislators and representatives from the executive branch of county government) and the County Planning Board (a citizen advisory group).
- 4 In September, the Tentative CIP is presented with the county's Annual Operating Budget to the Ways & Means Committee of the County Legislature, and then to the full Legislature in October for approval.
- 5 From October to March, research on capital planning and management is conducted, and the prior year's process is critiqued. Revisions to forms and instructions are completed.

Coordination and interaction among units of government occurs throughout the process, both formally and informally. The heads of county departments are consulted to discuss questions and recommendations regarding particular projects. Some of the major criteria for evaluating proposals are:

- relationship of the project to the goals of the County Executive;
- degree of the overall need for the project;
- fiscal impact, including the county's capacity to borrow;
- non-county funding sources;
- consistency with the goals and policies in the 2010 Development Guide;
- community participation and support.

The final product of this process is a six-year plan to improve or construct those facilities or components of county infrastructure considered necessary to provide or maintain an adequate level of public service. Approval by the County Legislature is not a commitment to fund every project in the plan, but rather it is an indication of support for the plan as a whole. Projects that require borrowing must be presented to the Legislature individually in order to secure authorization to incur debt.

THE COUNTY'S INFRASTRUCTURE

Capital projects can be separated into two basic classes: infrastructure and facilities. Both infrastructure and facilities projects have an important role in economic development. Infrastructure includes water and sewer systems and highways. These linear systems drive the pattern of urban and suburban growth, and can be used as an important tool to influence economic development. County facilities such as the Civic Center, Onondaga Community College and the Whitney Applied Technology Center, County Parks, the Justice Center, the Correction Center at Jamesville, and the Convention Center provide locations for carrying out social, cultural, educational, and recreational programs.

The CIP serves to coordinate projects sponsored by different departments for maximum impact in a given location. Water, sewer, and highway projects - when coordinated - can provide capacity to support new development. New water service, while relatively inexpensive to provide, creates demand for sewers, wastewater treatment capacity, and improved highways. Significant savings in tax dollars can be achieved when priority is given to projects that utilize existing infrastructure over projects that require extensions to be built.

The goal of most capital expenses in this CIP is to maintain facilities at a level so as to prevent major replacement expenditures in the future. Some infrastructure projects could represent new capacity or enable development of new areas within the county. Wastewater treatment projects are designed to meet mandated water quality standards under the Federal Clean Water Act through the Amended Consent Judgment (ACJ).

Water

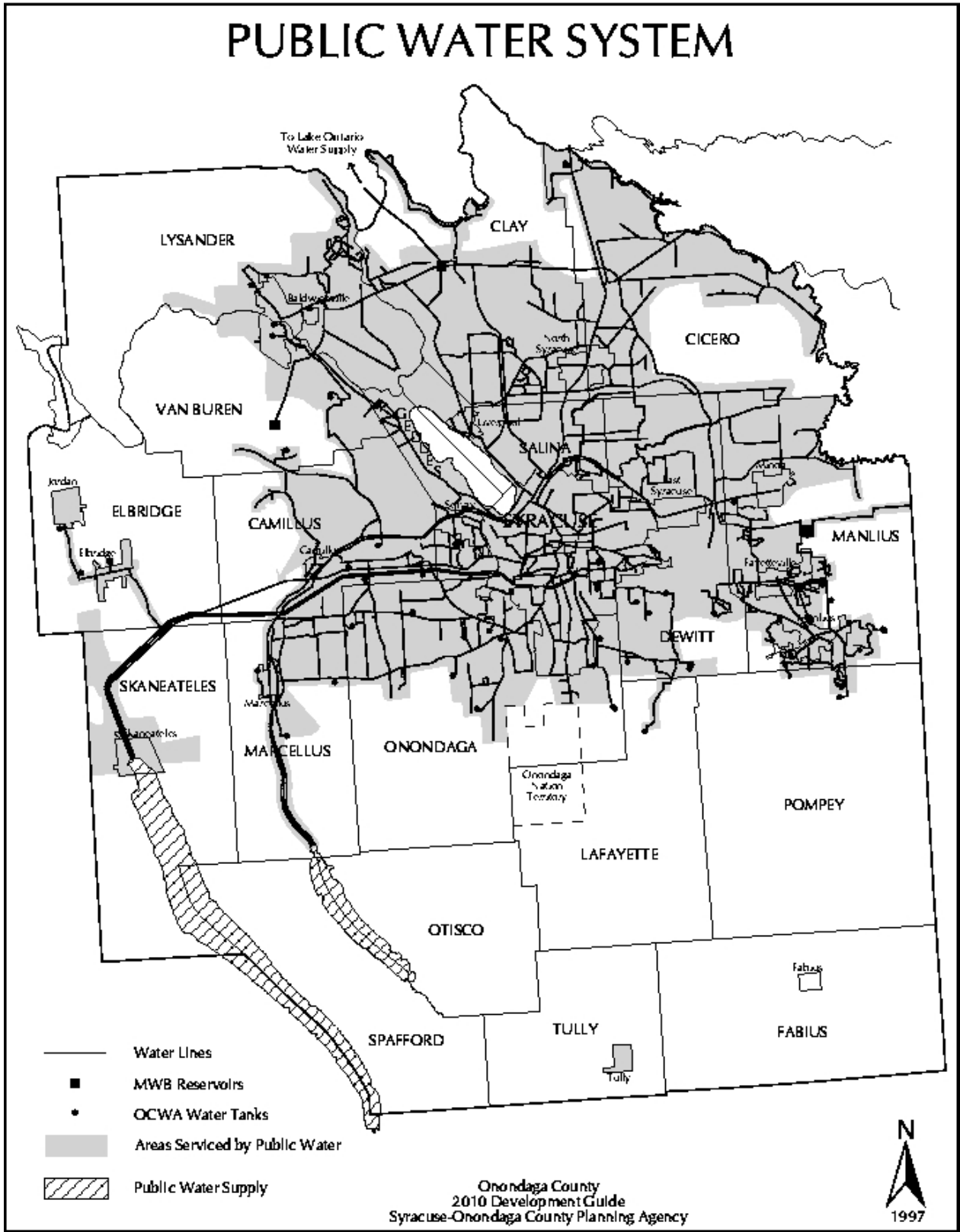
The Metropolitan Water Board (MWB) is the administrative body of the Onondaga County Water District (OCWD). Its mission is to provide clean, safe, reliable, sustainable, and cost-efficient wholesale drinking water from Lake Ontario to the Central Upstate New York region. Integral to this mission is the MWB's role as an essential public health resource and economic development asset for the community.

The MWB was created to convey wholesale drinking water from Lake Ontario to municipal corporations and public authorities, and to supplement the limited capacities of the area's primary retail water utilities: Onondaga County Water Authority (OCWA - Otisco Lake supply) and The City of Syracuse (Skaneateles Lake supply). The Lake Ontario system has the capacity to sustain production of up to sixty million gallons/day and store in excess of one hundred ten million gallons of water for emergencies, including fire protection and periods of drought.

Currently, the MWB draws an average of twenty million gallons (20MG) per day from Lake Ontario through an intake structure shared between the City of Oswego and MWB's lakeside Raw Water Pump Station. The raw water is pumped to the Water Treatment Plant where it is filtered, chlorinated, fluoridated, and tested prior to the transmission of treated water through the Clear Water Pump Station and Clear Wells (5MG). Finished water is then conveyed through twenty-four miles of transmission pipeline to the Terminal Reservoir (30MG) in the Town of Clay. By 2014, Terminal Reservoir will be replaced by two 15MG covered, concrete tanks as a means of compliance with the United States Environmental Protection Agency (EPA) Long Term 2 Enhanced Surface Water Treatment Rule (LT2ESWTR or LT2 rule).

From Terminal, water is pumped through the Farrell Pump Station to the Western Tank (20MG) in Van Buren; to the Central Branch pipeline into the City of Syracuse; and to the Eastern Tanks (20MG and 30MG) and the Salt Springs Tank (5MG) in Fayetteville and Manlius, respectively. In addition to treatment, pumping, and storage facilities, MWB owns and maintains approximately one hundred miles of transmission pipeline within Onondaga and Oswego Counties.

To fund major capital improvement projects, MWB collects ad valorem taxes from three Onondaga County zones of assessment and external (outside OCWD) customers. Operating and maintenance expenses are supported by sales revenue generated through wholesale water rates.



Sewers

The Department of Water Environment Protection (WEP) is responsible for wastewater treatment and transmission for the area within the Consolidated Sanitary District (CSD), which includes the City of Syracuse and all or part of thirteen suburban towns including: Camillus, Cicero, Clay, Dewitt, Geddes, Lysander, Manlius, Onondaga, Pompey, Salina, Van Buren, and the villages of Baldwinsville, Camillus, East Syracuse, Fayetteville, Liverpool, Manlius, North Syracuse, and Solvay. The Department also provides maintenance services for the following villages: Marcellus, Camillus, East Syracuse, Fayetteville, Liverpool, and Manlius. The Sanitary District was formed in 1978 (see map on p. 7) to provide an equitable base for financing capital and operating costs associated with the wastewater system; a sewer unit charge (standardized fee) for service finances the system. The capital plan, maintenance, and operation of the CSD are entirely supported by fees for service, primarily through the sewer unit charge; no county tax support is provided to the CSD. The CSD boundary serves as a planning tool for decisions about extensions to new areas and other issues. The CSD provides approximately one-hundred-sixteen thousand residential units of service, and approximately sixty-five thousand units of commercial/industrial service, based on a unit volume equivalent of one-hundred-forty thousand gallons per unit. The unit charge is only charged to properties in the district with a sewer connection. Industrial users are required to remove non-compatible pollutants, such as heavy metals, at the source. Certain high strength wastes, meeting strict local parameters, are also allowed by permit and with industrial waste surcharges.

The wastewater system infrastructure managed by WEP includes six sewage treatment plants: Baldwinsville-Seneca Knolls, Brewerton, Meadowbrook-Limestone, Oak Orchard, Syracuse Metropolitan Treatment Plant, and Wetzel Road Wastewater Treatment Plants. The CSD is responsible for the interceptor sewers of the combined sanitary and storm water sewer system (CSO); much of this combined sewer infrastructure was constructed many decades ago and serves most of Syracuse. During heavy rains, overflow from the combined sewers discharges into several creeks. The CSD is responsible for the maintenance and repair of more than eleven million feet of sewers (six inches to twelve feet in diameter) and for the operation, maintenance, and repair of fifty-two CSD owned sewage-pumping stations, one hundred six municipal pump stations, and nine combined sewer overflow treatment facilities. Asset maintenance responsibilities include the inspection, maintenance, and repair of four hundred seventy miles of trunk and interceptor sewer infrastructure in the Consolidated Sanitary District. While capital repair and replacement of the local sewers remain the responsibility of the towns, villages or the city, the county maintains many of these aging assets via intermunicipal agreements, allowing fee-for-service reimbursement to the CSD for these routine maintenance services. Several municipal collection systems within the CSD also collect taxes to pay for the maintenance of local municipally owned pump stations and collection sewers.

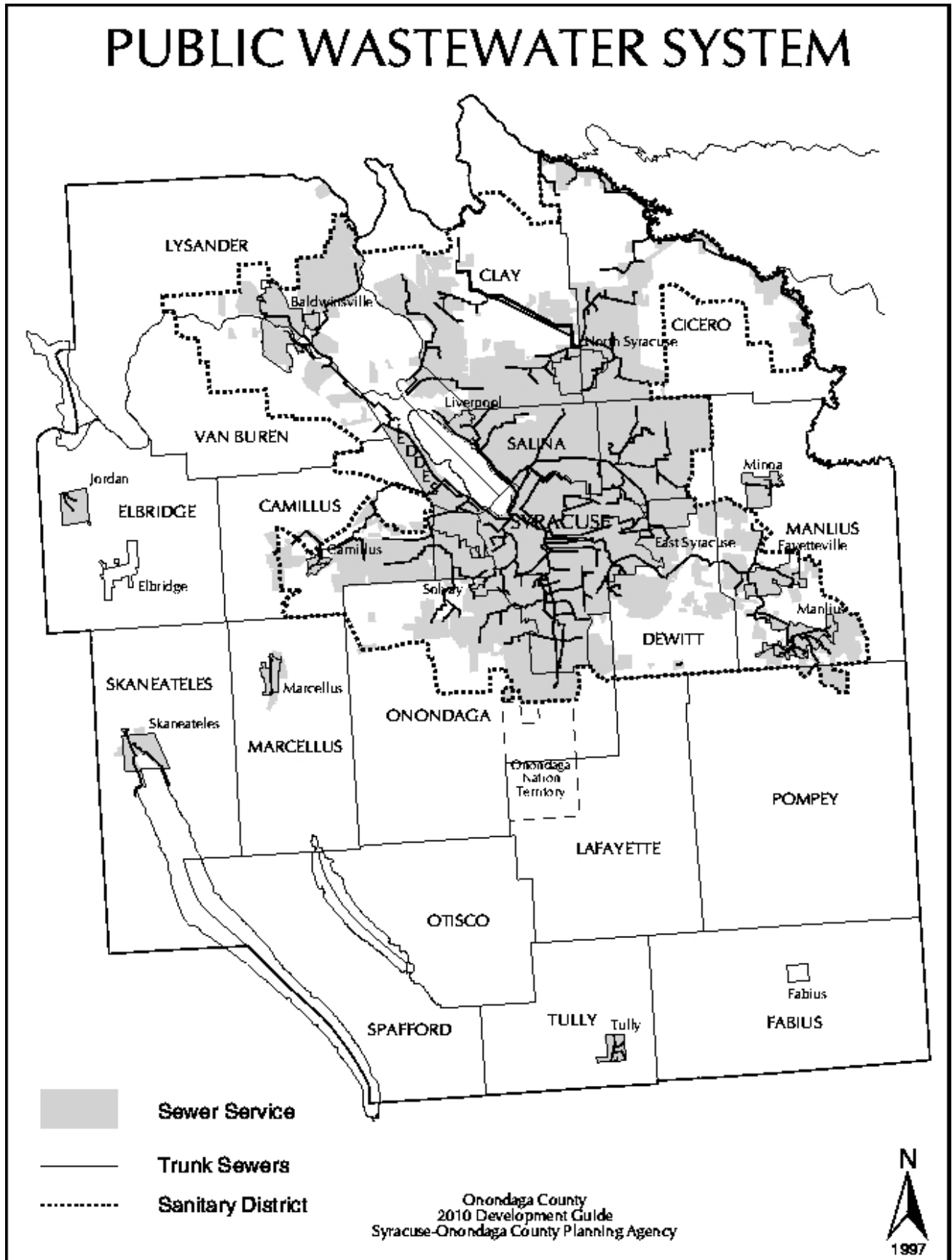
Transportation

Onondaga County owns 25.4% of the total highway system including arterials, collectors, and local roads. The Department maintains over seven hundred ninety-three centerline miles of county owned roadway (see map p. 8), including thirty-nine miles of four or five lane highways. The Department of Transportation uses an annual pavement condition survey and a computerized system to determine priorities for maintenance, rehabilitation, and reconstruction. The goal of this system is to minimize the need for major reconstruction by performing timely maintenance.

The Department of Transportation is responsible for project planning, detailed project design, right-of-way acquisitions, construction layout, and inspection of major highway reconstruction projects, as well as the inspection, maintenance, and rehabilitation of the two hundred ten bridges and two thousand culverts on county roads.

The Department of Transportation performs routine maintenance functions and limited repaving and rehabilitation with county forces. Private contractors are used to build major construction projects and to repave hot mix and cold mix bituminous highways. These projects are competitively bid as mandated by state law. The Department is currently administering federal highway funds on numerous projects.

The Department of Transportation operates four highway maintenance facilities - Camillus, Marcellus, Jamesville, and North Area - as bases for fleet maintenance, materials storage, and labor deployment.



PATTERN OF COUNTY ROAD JURISDICTION



— County Roads

Onondaga County
2010 Development Guide
Syracuse-Onondaga County Planning Agency



ONONDAGA COUNTY 2010 DEVELOPMENT GUIDE

In 1991, the Onondaga County Legislature adopted the 2010 Development Guide to outline county policy with respect to infrastructure, land development, the environment, and fiscal capacity. The Guide has been updated with current demographic and economic data, better graphics, and a more concise, understandable format. The updated Guide was approved by the County Legislature on June 1, 1998, and is now the official Onondaga County plan. The Syracuse-Onondaga County Planning Agency has also drafted a revised county land use plan - the Onondaga County Sustainable Development Plan - to replace the Development Guide as policy direction for county operating departments, and to serve as a tool for municipalities to further the concepts for sustainable development patterns and fiscal efficiency through careful land use planning. The new draft plan has been released and is currently being publicly reviewed.

New water lines, sewers, and roads have the effect of creating new developable land. The revised Guide seeks to prevent premature public expenditures, which foster urban sprawl and create unnecessary capital and operating expenses. The Guide stresses the desirability of infill development in areas served by utilities, in order to balance trends toward sprawl with the ability of a static population to pay for infrastructure. Decisions to extend utilities to provide new urban land will be related to economic growth and job creation, as well as the capacity of complementary infrastructure systems to support growth in a particular location.

Background

In New York State, municipalities - cities, towns and villages - have strong land use controls available through zoning and subdivision regulations. Counties, on the other hand, have no state enabling legislation with which to manage growth. Many urban counties, however, have large investments in infrastructure; the timing of highway, wastewater treatment, and water facility improvements can influence growth patterns very directly.

Onondaga County constructs and maintains many public works facilities, and therefore has the ability to affect land development patterns. The county adopted the 2010 Development Guide to define the conditions for extensions of county highways, sewer, and water lines. By implementing these policies through the capital program, the county can guide development and control capital and operating expenditures.

Employment Trends

According to the New York State Department of Labor's Quarterly Census of Employment and Wages (QCEW), annual average employment by place of work in Onondaga County grew slightly from 239,704 in 2010 to 240,684 in 2013. The number of firms also rose from 12,690 to 12,896 over the same period, with wages experiencing steady modest increases from \$43,199 in 2010 to \$45,362 in 2013 (QCEW). The New York State Department of Labor Local Area Unemployment Statistics (LAUS) program reported that employment by place of residency in Onondaga County decreased from 212,100 in 2010 to 210,200 in 2013. The annual unemployment rate decreased from 8.0% in 2010 to 7.0% in 2013.

Losses within the past decade, as seen in the following table, are attributed mostly to the national economic recession, as well as a local economy transitioning away from the region's formerly strong manufacturing base.

Labor Statistics in Onondaga County

	2000	2005	2010	2013
Annual Average Employment (by Place of Work in Onondaga County)	252,378	248,278	239,704	240,684
Annual Average Establishments (# of Firms)	12,238	12,655	12,690	12,896
Average Annual Wages	\$32,499	\$37,641	\$43,199	\$45,362
Employment (by Place of Residency in Onondaga Co.)	222,800	223,300	212,100	210,200
Annual Unemployment Rate	3.5%	4.5%	8.0%	7.0%

Source: NYS Dept. of Labor QCEW and LAUS Programs

Demographic Trends

Demographic changes and growth patterns, along with changes in standards and technology (for wastewater treatment, for instance), will affect the need for capital projects in the next decade.

Population in Onondaga County has remained relatively unchanged over the past forty years, currently totaling 467,026 according to the 2010 US Census. In general, population within the towns has increased, villages have remained unchanged, and the City of Syracuse has seen a steady decrease in population, with the City losing approximately 50,000 residents between 1970 and 2000. According to the 2010 Census, however, these relatively dramatic population shifts from city to suburb may be slowing – likely a result of several factors including urban revitalization, immigration, the national housing market slump, and changes in household makeup.

Demographic Statistics in Onondaga County

	1970	2000	2010
Onondaga County Population	472,835	458,336	467,026
Town Population	275,538	311,030	321,856
City Population	197,297	147,306	145,170
Housing Units	153,576	196,633	202,357
Households	145,122	181,153	187,686

Source: US Census Bureau

Urban sprawl, available infrastructure capacity, and a trend toward smaller families have resulted in an increase of nearly 50,000 new housing units in Onondaga County since 1970, despite the stagnant regional population. Some of the new building activity is in response to changing family demographics, such as the aging population and smaller family and household sizes. However, when an excess of new housing is built at the edges of the urbanized area during a period of population stagnation, the result is decline and abandonment of the region’s oldest stock, often in the center of the City and within traditional villages. The ability for local and regional governments to sustain existing infrastructure and housing stock, while also

adding infrastructure and services in new areas is limited, particularly those with older neighborhoods and infrastructure.

The suburbanization of both jobs and housing and the coming of age of the baby boomers have meant an annual growth in driving, road infrastructure, and traffic congestion for the last two decades. Low-density, single-use patterns of development in suburban and rural areas have limited the region's ability to offer transit service as a feasible alternative. Trends toward urban expansion have also resulted in increased flows at certain wastewater treatment plants and capacity constraints at some facilities. Infrastructure needs are compounded by the age of some of the county's infrastructure including the more than one hundred year old sewers in Syracuse and suburban roads built to farm to market standards. All these factors have necessitated the 2010 Development strategy to prioritize redevelopment, minimize the need for expanded infrastructure and to take maximum advantage of existing infrastructure and limited population growth.

The Land Use Plan

The 2010 Development Guide allows this community to anticipate the extent and location of growth over the coming decades. The plan considers the potential for further growth within the current service area of water and sewer lines, and anticipates only limited need for suburban growth beyond existing service areas. Desirable areas for growth have existing infrastructure capacity, and the cost effectiveness of public expenditures to support growth should be related to economic development and job creation and the need for additional urban land.

The plan provides a means for coordinating land use decisions by thirty-five municipalities with county plans for infrastructure and fiscal stability. The plan outlines the implications of continued low density development patterns: costs for building and maintaining water, sewers and roads increase directly with required lot width, as does the cost of police, fire, emergency services and school busing. Mass transit is effectively precluded from most towns by cost as well as trip times due to low density development patterns.

Land Use Plan and the CIP

Capital Improvement Planning is one of the county's most useful tools for implementing the policies of the 2010 Development Guide. The CIP process provides an inventory of anticipated capital projects, prioritizes these according to need, provides cost estimates, and analyzes the community's financing capabilities. Finally, it provides a schedule of project execution that relates projects to one another (e.g. scheduling sewer and water lines prior to or concurrent with road work in a given right-of-way) and to financing requirements.

The plan and the capital program take into account revenue and real property tax base trends, outstanding debt, debt service trends and legal debt limits. The capital plan is a major means of communication between one government department and another, between the executive and legislative branches of county government, and between the county and the development community and local governments which must be able to plan for growth in relation to infrastructure improvements. The capital plan includes anticipated capital projects regardless of whether these projects will be financed from current tax revenues, borrowing or grants.

2015 - 2020 Capital Plan Priorities

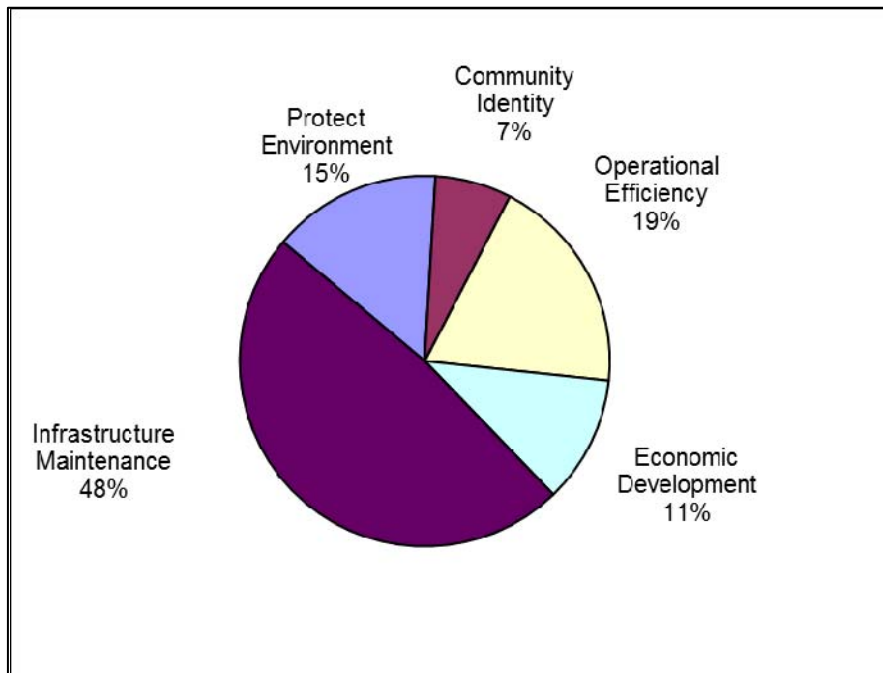
The 2015-2020 Capital Plan places high priority on projects that are consistent with the goals of the 2010 Development Guide. Most of our investments will be in the areas of infrastructure maintenance, environmental protection, and operational efficiency. Water supply and wastewater treatment projects account for 41% of the Capital Program. Mandated projects drive 30% of the proposed projects in this plan.

It should be noted that the Onondaga Lake project is now fully authorized. New wastewater treatment facilities and technologies will result in improved water quality in Onondaga Lake and the Seneca River system. The lake has become the focal point of large-scale private and public economic development projects, such as the Carousel Center, Inner Harbor redevelopment projects, William F. Walsh Transportation Center, the Alliance Bank Stadium and renovated Regional Market, as well as expanded recreation and tourism initiatives such as Lake View Amphitheater. The proposed capital project to complete the lake trail system complements redevelopment around the lake.

The highway program includes ten capital construction projects through 2020 in various locations throughout the urban and suburban parts of the county. These projects represent reconstruction projects to address major rehabilitation of drainage and shoulders, and will enhance safety. None of these projects are designed to increase capacity.

The graph that follows illustrates the percentage breakdown of the 2015-2020 Capital Plan priorities.

**2015-2020
CAPITAL PRIORITIES**



FUNDING SOURCES FOR CAPITAL PROJECTS

Funding sources for capital projects have, for the most part, been a combination of cash, municipal borrowing, and state and/or federal aid. More specifically, the sources cited in this document are as follows:

Federal Monies

Federal Aid (FED) - The financing of eligible projects through the use of federal funds, other than federal revenue sharing.

State Aid

State Aid (STA) - The financing of eligible projects through the use of state funds.

Pay as You Go

Cash on Hand (COH) - Direct financing available from either surplus monies from prior years' taxation, unneeded balances in existing capital accounts, or earnings on temporary investments.

County Tax Revenues (CTR) - The cash financing of countywide, general fund supported projects by property taxes.

Debt

Authorized

Countywide Authorized Borrowing (CAB) - The financing of a project by long or short-term borrowing that has been authorized by the County Legislature.

Special Districts Authorized Borrowing (DAB) - The financing of a project in a special district by long or short term borrowing that has been authorized by the County Legislature.

To Be Authorized

Countywide borrowing to be Authorized (CBA) - The financing of a project by long or short term borrowing that will require authorization by the County Legislature before the project can be undertaken.

Special Districts Borrowing to be Authorized (DBA) - Financing of a project in a special district by long or short term borrowing that will require authorization by the County Legislature before the project can be undertaken.

Other Sources

Other (OTH) - The financing of projects from sources other than federal or state aid and not tax supported (i.e., private funds, fees).

Operating Funds

Capital projects in this plan are managed in one of four separate operating funds. A fund is defined as an independent fiscal and accounting entity with a self-balancing set of accounts recording cash and/or other resources together with all related liabilities, obligations, reserves, and equities which are segregated for the purpose of carrying on specific activities or attaining certain objectives. All activities and obligations of each fund are carried out within that specific fund alone. The four funds are:

1 General Fund: The largest fund within the county, the General Fund accounts for most of the county's financial resources. General Fund revenues include property taxes, licenses and permits, local taxes, services charges, and other types of revenue such as federal and state aid. This fund usually includes most of the basic operating services, such as public safety, finance, data processing, parks and recreation, highway, and other direct operating support. (Unlike the special funds below, the Community College Fund and Library Fund do not have separate taxing ability and for presentation purposes are included in the general funds totals in this document. Borrowing for capital projects in these funds is done through the county General Fund.)

2 Van Duyn Extended Care Fund: This fund was established to service the operating needs of the Van Duyn Long Term Care Facility. Costs are funded by revenues in the fund and supplemented by local tax dollars. Capital costs are financed through borrowing and are reimbursed by Medicaid on a two year lag.

3 Water Fund: The Water Fund was established to service the operations of the Metropolitan Water Board. Revenues raised through a combination of special district ad valorem levy and water sales revenues wholly support it. The cost of all system capital improvements undertaken since 1972 has been funded from the water sales revenue portion of this formula.

4 Water Environment Protection Fund: The Water Environment Protection Fund (sewer fund), like the Water Fund, is a special district fund, established to service the operations of the Department of Water Environment Protection. This fund is wholly supported by revenues generated from a schedule of sewer rent charges, calculated in units, and assessed to service users of the Onondaga County Consolidated Sanitary District.

ONONDAGA COUNTY DEBT MANAGEMENT PLAN

The primary component of Onondaga County's debt management practice is administrative review of capital projects and the related debt service costs by the County Executive and the Division of Management and Budget. All capital projects are reviewed not only as they relate to current capital needs, but also to optimize the county's fiscal ability to meet its future capital needs.

A major emphasis in the county's debt management practice is the pay-as-you go concept. For debt that has to be retired within five years, for capital expenditures of less than \$250,000, and capital projects that are annually recurring costs, the objective is to pay the capital cost using operating funds.

Additionally, the county has established the following policies to guide its management of debt:

1 Debt service costs paid through the General Fund will not exceed 5.5% of total General Fund revenue.

2 The county's total net direct indebtedness will not exceed \$700 per capita or 1.5% of the full valuation of taxable property in the county.

3 Rapid pay down of debt will continue as a goal of the county's debt management policies, with a target of 65% of outstanding principal scheduled for retirement within ten years. This goal may be modified to reflect changes in the interest rate environment, which may argue for shorter or longer terms.

Local Finance Law prohibits the county from issuing debt in excess of the Debt Limit. The Debt Limit is defined as 7% of the five-year average full valuation of Taxable Real Property within the county. The county's use of its constitutional debt limit is less than 15% of its total capacity.

Bond counsel and the county's fiscal advisors play an important role in the bond issuing process. These consultants are influential in reducing borrowing costs by advising the county on how best to structure a bond issue and when best to go to market. They assist in the preparation of the county's Official Statement, ensuring that it meets all legal requirements, as well as including relevant information to present the county's financial status and economic activities and comparisons. Additionally, they assist the county in the application for bond ratings, which provides investors with a symbol of credit quality that is easily recognized. Through careful fiscal planning and sound financial management, Onondaga County has earned the following ratings: Fitch – AAA, S&P – AA+, Moody's – Aa2.

Debt Management - Department of Water Environment Protection

For 2014, the County Executive is continuing the commitment to the current debt management efforts. While taking advantage of the current favorable interest rates we also utilize resources in the Department's operating budget to fund recurring capital needs. The main components of the plan call for greater investment in preventive maintenance, rapid retirement of debt that is issued, and the strategic use of the Water Environment Protection (WEP) designated fund balance and reserve for bonded debt that was \$35.5 million and \$16.5 million, respectively, as of July 2014. Many WEP authorized projects have been financed through the New York State Environmental Facilities Corporation (EFC). The EFC's no-interest construction loans and subsidized-interest long-term bonds have eased the interest rates the Department pays. The County Executive is committed to continued optimization of funding sources for the implementation of the plan.

FINANCIAL SUMMARIES

Section 2

ESTIMATED DEBT SERVICE

Borrowing Funds

Several methods are available to finance capital improvement projects. Onondaga County, like most governmental units, borrows money in order to acquire land and equipment, construct buildings, and make renovations and improvements. The cost of these capital projects is normally financed by the issuance of debt obligations, which are then repaid over several years along with the interest incurred on the borrowings. An amount is included in the county's annual operating budget to make these payments, which is defined as debt service. This policy enables the cost of these capital assets to be borne by the present and future taxpayers receiving the benefit of the capital assets or improvements.

The use of debt to finance capital projects has several advantages. Among other things, it allows the county to obtain for current use a capital facility that would go beyond its capacity to finance on a pay-as-you-go basis. In addition, the flexibility associated with the repayment of bonds allows the county to smooth out its expenditure pattern over a period of several years. The manner in which principal payments are structured has a large cumulative effect on interest payments, cash flow, and subsequently the county's operating budget.

Estimated debt service schedules are prepared to illustrate the current outstanding debt and the fiscal impact of new capital project requests on future debt service. This serves as a fiscal tool integral to the capital improvement planning process. These schedules, as well as graphs depicting the projected debt service payments if all projects were authorized, can be found in the project description section, by fund, in this document. A debt service summary for all funds is combined on page 22 of this section.

In 2000, Onondaga County defeased \$10.7 million of debt using its fund balance. The County Legislature had passed a resolution in November 1999 that established a fund balance target of 10% of General Fund revenues. Any excess would be used to avoid or reduce debt and provide property tax relief. The defeasance had a benefit to taxpayers of \$11.7 million in 2000-2004. In August 2001, the county participated in a pooled financing with five other New York counties to sell its rights to the tobacco revenues guaranteed under the Master Tobacco Settlement Agreement with the four major tobacco companies. This resulted in defeasing \$95 million in Onondaga County General Obligation debt, lowering total debt service by \$130 million during the years 2002-2021. Again, in 2005, the county participated in another pooled financing with twenty-three other New York counties. With the proceeds, \$19.9 million of scheduled debt was defeased, benefiting the years 2007-2025. An additional \$11.6 million was set aside to finance energy saving initiatives, thereby avoiding debt. Taking advantage of the lowest interest rate environment in forty years, the county refunded \$18.5 million of ten year old bonds in 2003, saving \$1.8 million through 2014. In 2007, \$8 million in cash was used to fund capital projects, avoiding debt and maintaining the county's 10% fund balance target. In 2009 and 2012, successful refunding issues resulted in savings of \$3.3 and \$1.9 million respectively. The county actively monitors its outstanding debt, reviewing candidates for refunding opportunities, which will provide a target NPV of 3% savings. In 2010, the county maximized its interest savings by issuing a mix of tax-exempt, Build America (35% interest subsidy), and Recovery Zone (45% interest subsidy) bonds. During the 2013 budget process, the Legislature passed a resolution committing \$5 million of fund balance to offset future debt service.

As evidenced on page 22, the county's net indebtedness is currently at 13.08% of its total borrowing capacity vs. 15.5% in April 2000.

Borrowing Criteria

In general, the State Legislature has granted the power and defined the procedure for the county to issue debt by enactment of the Local Finance Law (Chapter 33-A of the Consolidated Laws of New York). One central requirement states that the duration of debt payments cannot exceed the Period of Probable Usefulness (PPU). The maximum number of years over which bonded debt payments may be scheduled is determined by Bond Counsel in accordance with specifications outlined in the Finance Law relative to the item for which the debt is incurred (Ref. Paragraph A of Section 11 of the Local Finance Law; Paragraph C of Section 21 of the Local Finance Law).

Pursuant to the Local Finance Law, the Onondaga County Charter and the County Law, the county authorizes the issuance of bonds by the adoption of a bond resolution, which must be approved by at least two-thirds of the members of the County Legislature. Upon approval, the County Legislature delegates to the County's Chief Fiscal Officer the power to authorize and sell bond anticipation notes in anticipation of bonds. Each bond resolution authorizes the construction, acquisition or installation of the object or purpose to be financed, the plan of financing, the amount of money being borrowed, and the PPU, which is also the maximum maturity of the bonds subject to legal restrictions.

Within these bonding requirements, the county has considerable flexibility in its borrowing program by issuing two basic forms of debt instruments: Serial Bonds (bonds) and Bond Anticipation Notes (BANs). BANs, due to their short term duration, (one year or less, renewable up to four times, not to exceed the PPU) are used to facilitate those borrowings for projects that have a PPU of five years or less, or are relatively small in amount or otherwise inappropriate for long term borrowings. In addition, BANs allow the county the flexibility to convert BANs to Serial Bonds when interest rates are most beneficial for long term debt. Any adjustments in principal payments, whereby the intent is to schedule debt retirement in less than the mandated period, must be done while the debt is still in the form of BANs. Flexibility is lost once BANs are converted to serial bonds. There is an exception to the four-time renewal limitation on BANs for Special District borrowing for Sewer and Water. BANs may be renewed indefinitely for special districts as long as it does not violate the assigned PPU.

Methodology

County departments' capital projects are organized alphabetically in this book. Each project includes a brief description, the cost summary and cash flow schedule for each of the years 2015-2020, the project detail, tentative financing plan, and status. Estimated debt service is calculated based on the cash flow schedule for those projects indicating the use of borrowing to finance the project in whole or in part.

Debt service for each capital project that anticipates borrowing has been calculated based on the following assumptions and calculations applied in projecting the payment schedules:

- 1 Interest rates are based on length and type of instrument used. While actual payments are determined by market conditions at the time of issuance, for planning purposes in this document, estimated payments were calculated using level debt payment schedules for a maximum of twenty years, at a 4% interest rate (certain Sewer Fund estimated payments are calculated at 2.5% interest, anticipating the use of State revolving funds).
- 2 No principal payment is assumed in the first year.

Market Factors Affecting Bonds

The market for Bonds and Notes is affected by a variety of factors, some of which are beyond the county's control. Adverse events or ratings downgrades at the Federal or State levels may occur, which could affect the market price of and the market for the Bonds and Notes. If a significant default or other financial crisis should occur in the affairs of the state or of any of its agencies or political subdivisions, it could impair the acceptability of obligations issued by borrowers within the state. Both the ability of Onondaga County to arrange for additional borrowings, and the market for and market value of outstanding debt obligations, including the Bonds and Notes, could be negatively affected.

Financial Summaries

**All Funds
Debt Service Summary**

<i>Payments in (\$000's)</i>								
	2010	2011	2012	2013	2014	2015	2016	2017
Principal & Interest <u>Scheduled Debt</u>	34,870	40,176	44,739	46,217	52,214	61,430	59,339	57,996
<u>Estimated Debt</u>								
<i>Authorized & Unissued</i>	0	0	0	0	0	0	1,530	4,275
<i>Proposed Future Debt</i>	0	0	0	0	0	0	3,306	13,483
Total	34,870	40,176	44,739	46,217	52,214	61,430	64,175	75,754
	2018	2019	2020	2021	2022	2023	2024	2025
Principal & Interest <u>Scheduled Debt</u>	56,277	52,133	47,926	45,961	42,553	40,704	37,061	32,314
<u>Estimated Debt</u>								
<i>Authorized & Unissued</i>	5,552	6,194	6,624	6,372	6,152	6,152	6,152	6,152
<i>Proposed Future Debt</i>	22,545	28,377	32,469	36,230	37,072	35,537	34,157	32,677
Total	84,374	86,704	87,019	88,563	85,777	82,393	77,370	71,143
	2026	2027	2028	2029	2030	2031	2032	2033
Principal & Interest <u>Scheduled Debt</u>	29,736	25,946	22,064	20,052	18,609	15,513	14,374	12,899
<u>Estimated Debt</u>								
<i>Authorized & Unissued</i>	5,366	4,702	4,059	3,417	3,417	2,196	2,196	2,196
<i>Proposed Future Debt</i>	31,407	29,908	28,090	26,621	24,226	23,143	21,555	19,890
Total	66,509	60,556	54,213	50,090	46,252	40,852	38,125	34,985
	2034	2035	2036	2037	2038	2039	2040	TOTAL
Principal & Interest <u>Scheduled Debt</u>	10,625	8,834	8,751	5,930	5,478	5,432	5,413	743,350
<u>Estimated Debt</u>								
<i>Authorized & Unissued</i>	2,196	2,196	987	0	0	0	0	88,083
<i>Proposed Future Debt</i>	18,800	17,882	16,991	14,975	9,587	6,601	4,860	570,389
Total	31,621	28,912	26,729	20,905	15,065	12,033	10,273	1,401,822

Debt Limits

Local Finance Law permits the county to issue General Obligation debt up to a statutory Debt Limit. The Statutory Debt Limit is seven percent of the five-year average full valuation of Taxable Real Property within the county. Total Net Indebtedness is calculated by adding the county's short and long-term debt and subtracting the legal exclusions. As of August 29, 2014 the county had utilized 13.08% of its Statutory Debt Limit, down from a high of 15.5% in the year 2000, due to the use of tobacco bond revenues to defease \$95 million of General Fund debt in 2001 and \$20 million in 2005. Should Authorized and Unissued debt be issued this would represent 2.72% of the debt limit. If the entirety of the projects proposed in the 2015 CIP advance and the corresponding debt be issued by the county in 2015 to fund said projects, this debt would represent 1.7% of the debt limit. The following table shows the calculation of Total Net Indebtedness.

Calculation of Total Net Indebtedness

5-Year Average Full Valuation of Taxable Real Property	\$26,437,817,315			
Debt Limit (7% of 5-year average) (1)	\$1,850,647,212			
Outstanding Indebtedness	Scheduled Debt as of Aug 29, 2014	Authorized and Unissued Debt	Proposed Debt for 2015	Total Debt as of Dec 31, 2015
Bonds	\$604,137,213			
Outstanding Gross Indebtedness	\$604,137,213	\$255,207,652	\$82,825,000	\$942,169,865
Less Exclusions (Sewer, Water, Defeased Debt)	(\$362,164,249)	(\$204,898,521)	(\$20,850,000)	(\$587,912,770)
Less Retired Debt			(\$30,605,000)	(\$30,605,000)
Total Net Indebtedness	\$241,972,964	\$50,309,131	\$31,370,000	\$323,652,095
Net Debt-Contracting Margin	\$1,608,674,248			\$1,526,995,117
Percentage of Debt-Contracting Power Exhausted	13.08%	2.72%	1.7%	17.49%

(1) The Debt Limit of the county is computed in accordance with the provisions of Article VIII of the State Constitution and Title 9 of article 2 of the Local Finance Law.

CAPITAL PROJECT CLASSIFICATIONS

Capital projects are organized in this document by fund: General Fund, Water Fund, Van Duyn, and Sewer Fund. They are then classified according to a continuum of capital project development from idea to completion. This serves two purposes. The first purpose is to provide better control of the individual project proposals by providing a series of milestones, each with increasingly stringent standards for planning and financial data, to track the progress of each project. Second, the system provides a more accurate perspective of the overall progress of the CIP. The project development classifications are:

- 1 *Completed Projects:* Those capital projects previously scheduled that have been completed in the preceding year.
- 2 *Authorized Projects:* Those projects which have been authorized by the County Legislature and are in varying stages of progression, ranging from bonds being authorized but not yet issued to anticipated project completion in the current year.
- 3 *Proposed Projects:* Those projects at a sufficient level of development to be scheduled in the CIP for legislative consideration. Each proposed capital project in this document has received a Level of Development rating. The rating was determined by the development phase of the project as outlined in the project application. These ratings and their descriptions are as follows:
 - *Advanced:* A project assigned an advanced rating is ready to be presented for Legislative authorization; the capital project application is complete and information is reliable.
 - *Intermediate:* A project is assigned an intermediate rating when the problems and causes have been identified, possible alternative solutions have been examined, and a plan has been selected. An intermediate rating is also assigned to projects that have established or are in the process of establishing project scope, and/or maintenance and operations estimates.
 - *Preliminary:* A project is assigned a preliminary rating when project definition is being established or an in-depth needs assessment is being conducted in order to determine any of the following: in-depth identifications, examination, selection and description or alternative solutions to the problem.

PROJECT ACTIVITY BY DEPARTMENT

Department	Completed Projects	Authorized Projects	Proposed Projects	Fund
COMMUNITY DEVELOPMENT	0	0	0	Community
DEPARTMENT OF CORRECTIONS	4	1	0	General Fund
ELECTIONS BOARD	1	0	0	General Fund
EMERGENCY COMMUNICATIONS	9	7	6	General Fund
FACILITIES MANAGEMENT	8	6	9	General Fund
FINANCE DEPT	0	0	1	General Fund
HILLBROOK DETENTION HOME	1	0	0	General Fund
INFORMATION TECHNOLOGY	0	1	0	General Fund
METROPOLITAN WATER BOARD	1	2	1	Water
OFFICE OF ENVIRONMENT	0	0	1	General Fund
ONONDAGA COMMUNITY	22	10	7	Community College
ONONDAGA COUNTY PUBLIC	1	2	0	Library
PARKS & RECREATION DEPT.	4	2	6	General Fund
SHERIFF CUSTODY	1	0	1	General Fund
SHERIFF POLICE/CIVIL	1	0	1	General Fund
TRANSPORTATION	0	0	10	County Road
TRANSPORTATION	3	0	0	General Fund
VAN DUYN EXTENDED CARE	2	4	0	Van Duyn
WATER ENVIRONMENT	16	7	13	Drain & San
Total	74	42	56	

PROPOSED CAPITAL PROJECT SUMMARY

The following is a list of proposed projects and their estimated six year cost broken down by fund (\$ in 000's)

County Wide

Department	STATUS	PROJECT	2015 - 20 Total
General Fund			
EMERGENCY COMMUNICATIONS			
		Computer Aided Dispatch (CAD) System Hardware Refresh	928
		E9-1-1 Center Facility Rehabilitation	100
		E911 Main Center HVAC System Replacement	2,729
		Replacement of Mobile Data Communications Network (MDCN) Infrastructure (NEW)	6,522
		Telephone System Replacement/Migration to Next Generation 9-1-1 (NG9-1-1)	3,182
		Trunked Land Mobile Radio Network Analog Back-up System	1,352
		Subtotal	----- \$ 14,813
FACILITIES MANAGEMENT			
		Carnegie Library Rehabilitation	3,805
		Civic Center Office and Masonry Improvements	2,310
		Civic Center Re-roof	2,332
		Community Plaza Garage	1,155
		Courthouse - HVAC Renovations	10,400
		Downtown Campus Priority Capital Improvements	8,145
		Edward Kochian County Office Building Rehab./Renovation	700
		Oncenter Rehabilitations	2,500
		Remodeling TA Intake	2,503
		Subtotal	----- \$ 33,850
FINANCE DEPT			
		Tax Collection and Delinquency Software	600
		Subtotal	----- \$ 600
OFFICE OF ENVIRONMENT			
		Ash Tree Management	5,823
		Subtotal	----- \$ 5,823
PARKS & RECREATION DEPT.			
		Highland Forest Parking Improvements	1,000
		Lights on the Lake Storage Facility	315
	new	Onondaga Lake West Shore Revitalization Project	79,500
		Park Buildings	500
		Park Improvements/Willow Bay	2,700
		Park Roads, Parking Areas, and Trail Paving	2,350
		Subtotal	----- \$ 86,365
SHERIFF CUSTODY			
		Behavioral Health Unit at the Justice Center	10,000
		Subtotal	----- \$ 10,000
SHERIFF POLICE/CIVIL			
		Special Operations Facility Renovation(NEW)	3,350
		Subtotal	----- \$ 3,350
		General Fund Total	----- \$ 154,801

Financial Summaries

County Wide

Department	STATUS	PROJECT	2015 - 20 Total
------------	--------	---------	-----------------

Community College

ONONDAGA COMMUNITY COLLEGE			
		Allyn Hall Upgrades and Improvements	2,971
		Completion of Renovation of Ferrante Hall	17,600
		Coulter Library Building Renovation	15,000
		Elevator Replacement and Upgrades/ Protection of the Campus E-mail and Phone Servers	6,507
		Infrastructure - Campus Wide	13,333
		Site Improvements	4,264
		Student Center Renovation and Redesign	7,278

Community College Total			\$ 66,953

County Road

TRANSPORTATION			
		Bituminous Surface Treatment	3,735
		Bridges	21,608
		Capital Highway Construction	34,301
		Caughdenoy Road / NYS Route 31 Road Improvements	4,120
		Cold Mix Bituminous Paving	22,721
		Guide Rail	3,021
		Repaving Program (Hot Mix Bituminous)	41,561
		Replacement of North Area and Camillus Highway Maintenance Facilities	16,942
		Testing, Drainage and Facilities Repair	4,760
		Traffic Systems Management	1,950

County Road Total			\$ 154,719
County Wide Total			\$ 376,473

Special Funds

Department	STATUS	PROJECT	2015 - 20 Total
------------	--------	---------	-----------------

Drain & San

WATER ENVIRONMENT PROTECTION			
		Baldwinsville Seneca Knolls WWTP Rehabilitation Project	20,400
		Bloody Brook Drainage District Culvert Replacement Project	250
		Brewerton WWTP Improvements	8,900
		Burnet Ave. Demolition (Bear Trap Ley Creek Drainage District)	500
		Energy Efficiency Improvements/Performance Contracting/Power Purchase Agreement	20,000
		Hiawatha Trunk Sewer Service Area Improvement Project	4,500
		Ley Creek Pump Station	4,980
		Metro WWTP Phosphorus Treatment System Optimization	11,368
		Oneida Lake PS	13,500
		Suburban I/I Reduction - Green and Innovative Improvements	12,000
		Wastewater Transportation System Improvements	115,403
		Westside Pumping Station Service Area	14,700
		White Pine (formerly Clay) Industrial Park (force main)	5,782

Drain & San Total			\$ 232,283

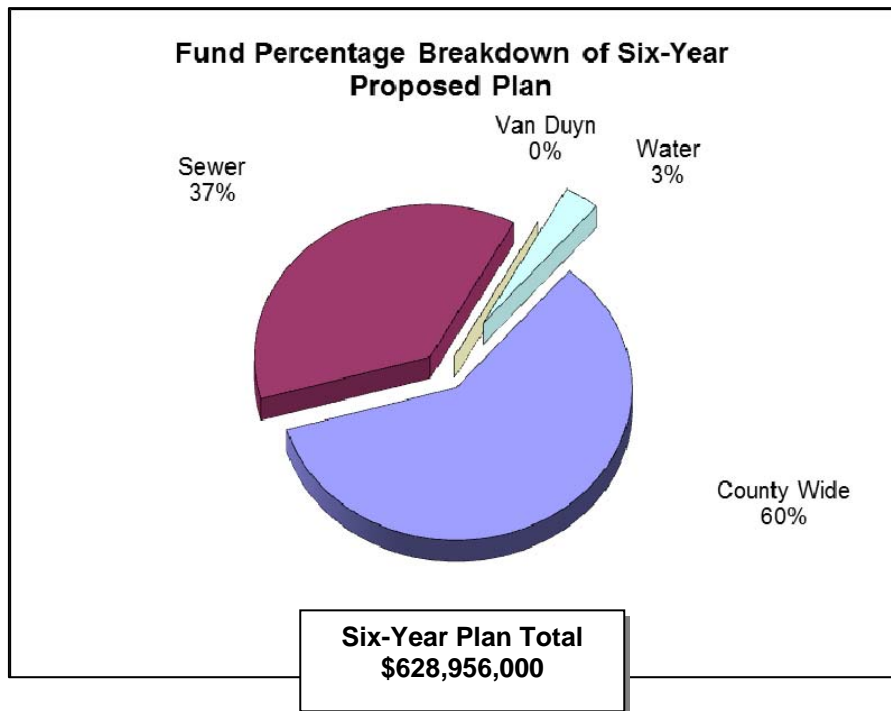
Water

METROPOLITAN WATER BOARD			
		Water Treatment Plant Comprehensive Improvements	20,200

Water Total			\$ 20,200
Special Funds Total			\$ 252,483
Grand Total			\$ 628,956

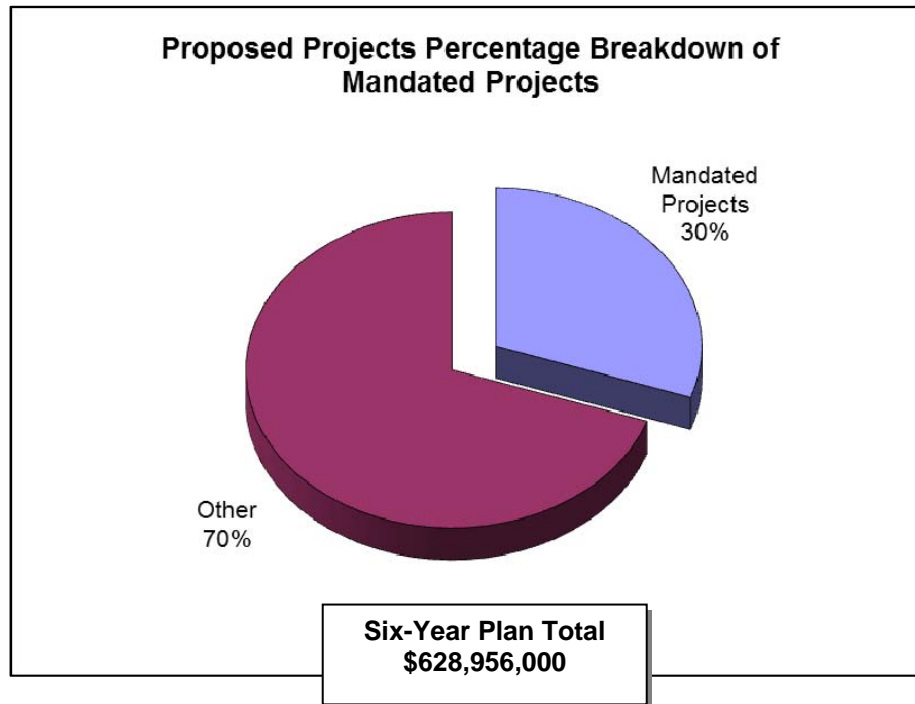
Financial Summaries

Out of the 56 projects proposed in this plan, 42 are in the Countywide Funds, and they account for 60% of the costs, as illustrated by the graph below.



MANDATES

Of the \$628,956,000 in proposed projects, 30% are the result of environmental and other mandates established by either federal or state law. These are projects that the county is compelled to do by legal requirement, and in some cases, as a result of court order. Failure to place a high priority on projects addressing mandated requirements could result in fines, license restrictions, and loss of aid. Within the confines and challenges that mandates have placed on the county's capital planning efforts, 70% of this plan's proposal focuses on non-mandated infrastructure maintenance, operational efficiency, environmental protection, community identity, and economic development in an effort to preserve existing assets and enhance growth and development opportunities in the county.



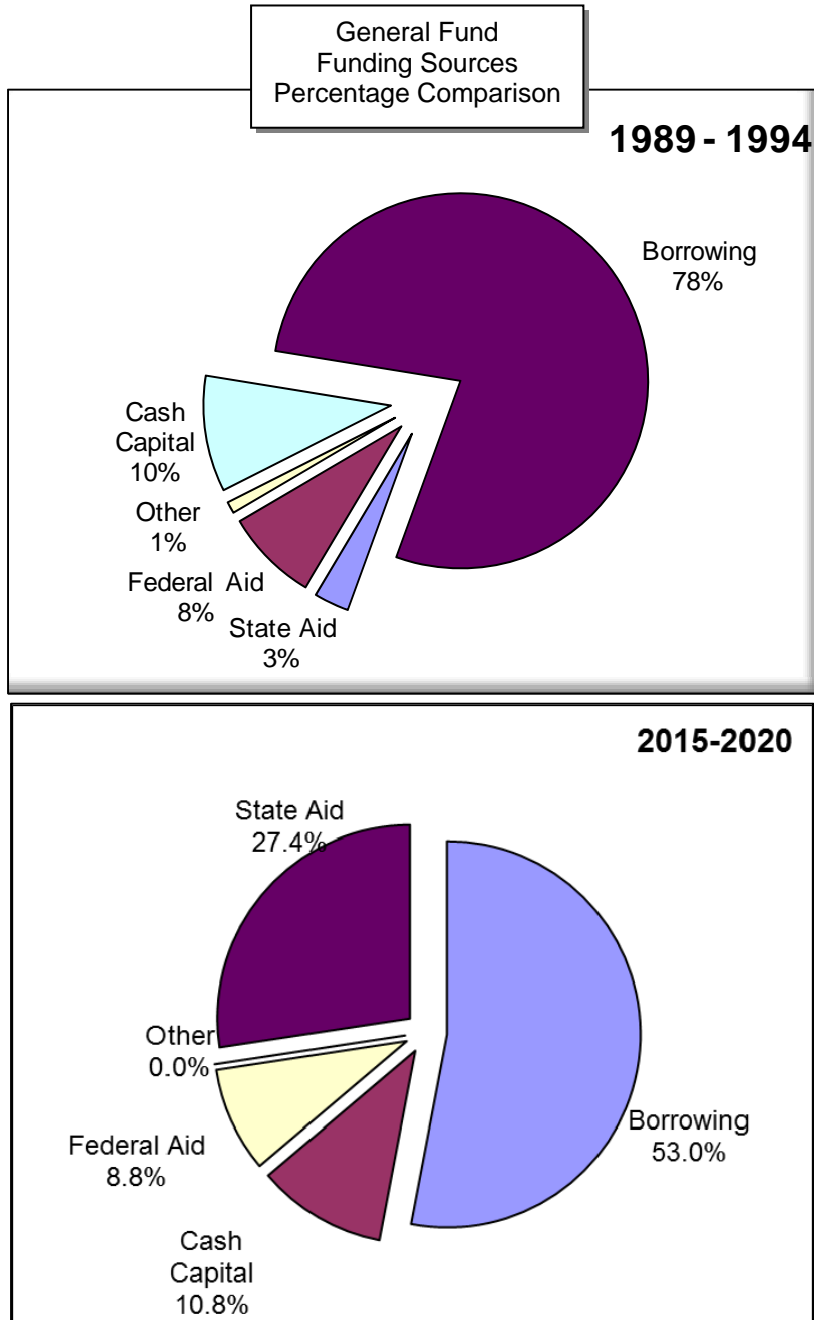
PROPOSED FUNDING SOURCES

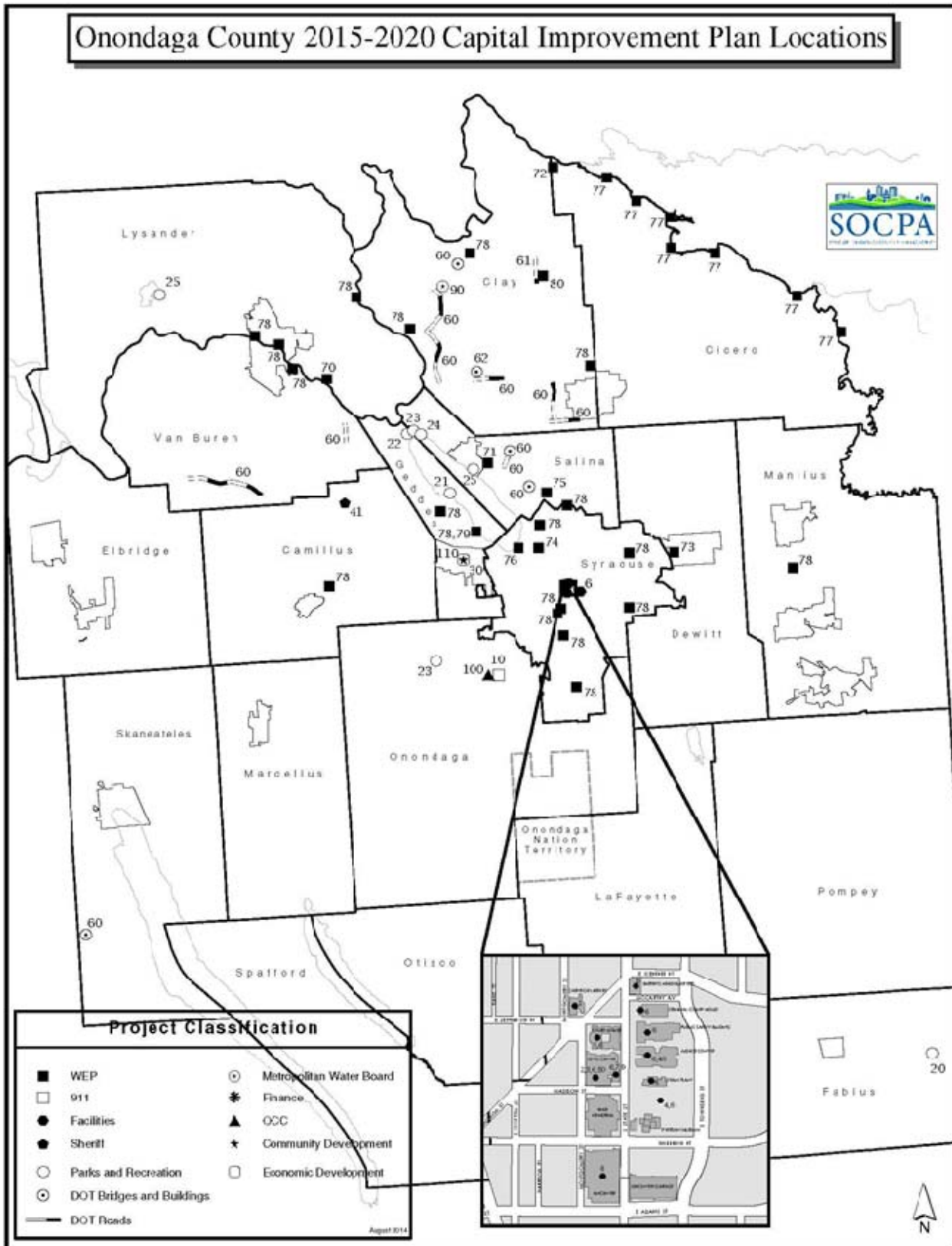
To achieve a balanced program that effectively serves the community's needs, careful attention must be given to the methods or sources of funding for capital projects. Customarily, projects are funded through the issuance of debt, cash capital, federal and state aid, and to a lesser degree other sources such as private donations, fees, etc. Projects that benefit present and future taxpayers are generally financed through the issuance of debt so as to more fairly spread the cost. Cash capital is the preferred method of financing for smaller projects, and more importantly, recurring or maintenance related projects. Federal and state aid is sought for any appropriate project, as well as alternate sources of funding such as donations and fees. To the extent that a municipality carefully plans for the strategic use of these various funding sources, taxpayer dollars will realize maximum effectiveness. The chart below shows the anticipated sources of funding for the proposed projects in this plan, by fund and for all funds combined. The following page shows the impact of the county's effort to address the issue of financing sources in the General Fund and other funds.

FUNDING SOURCES OF PROPOSED PROJECTS

County Wide	2015	2016	2017	2018	2019	2020	6yr Total
General Fund							
Pay as You Go	200	1,100	1,000	1,000	1,000	1,000	5,300
Authorized Borrowing	500						500
Borrowing to be Authorized	54,675	26,388	9,651	13,199	5,703	9,385	119,001
State Aid	30,000						30,000
SUB TOTALS	\$85,375	\$27,488	\$10,651	\$14,199	\$6,703	\$10,385	\$154,801
County Road							
Pay as You Go	1,500	3,700	5,900	8,100	8,100	8,100	35,400
Borrowing to be Authorized	6,800	23,088	9,374	2,400	2,400	2,400	46,462
Federal Aid	8,436	9,332	15,320				33,088
State Aid	6,996	7,340	8,513	5,640	5,640	5,640	39,769
SUB TOTALS	\$23,732	\$43,460	\$39,107	\$16,140	\$16,140	\$16,140	\$154,719
Community College							
Borrowing to be Authorized		17,800	3,675	9,959	2,153		33,587
State Aid		17,771	3,603	9,881	2,111		33,366
SUB TOTALS		\$35,571	\$7,278	\$19,840	\$4,264		\$66,953
County Wide TOTALS	\$109,107	\$106,519	\$57,036	\$50,179	\$27,107	\$26,525	\$376,473
Special Funds							
Water							
Borrowing to be Authorized	850	850	10,000	8,500			20,200
SUB TOTALS	\$850	\$850	\$10,000	\$8,500			\$20,200
Drain & San							
Pay as You Go	6,484	6,071	6,466	6,768	6,345	6,294	38,428
Authorized Borrowing							0
Borrowing to be Authorized	20,000	57,865	37,390	21,000	17,800	39,800	193,855
State Aid							0
SUB TOTALS	\$26,484	\$63,936	\$43,856	\$27,768	\$24,145	\$46,094	\$232,283
Special Funds TOTALS	\$27,334	\$64,786	\$53,856	\$36,268	\$24,145	\$46,094	\$252,483
GRAND TOTAL	\$136,441	\$171,305	\$110,892	\$86,447	\$51,252	\$72,619	\$628,956

Recognizing national trends and growing mandate requirements, the county is continuously examining its financing strategies. The goal has been to reduce debt issuance when possible, saving taxpayer dollars and maximizing other resources without compromising the commitment to preserving existing assets and stimulating growth and development. This has resulted in far fewer dollars being spent on interest costs for general fund supported projects. This is illustrated in the comparison of the two graphs below, one depicting the funding source percentages for general fund projects in the current plan, and the other depicting those sources for the 1989-1994 Capital Plan. You will note that the 1989 plan anticipated funding 78% of the General Fund proposed project costs through borrowing, while the current plan calls for 52.2% funding through borrowing.





Financial Summaries

FACILITIES MANAGEMENT

- 1. Carnegie Library Rehabilitation
- 2. Civic Center Office and Masonry Improvements
- 3. Civic Center Re-roof
- 4. Community Plaza Garage
- 5. Court House - HVAC Renovations
- 6. Downtown Campus Priority Capital Improvements
- 7. Edward Kochian County Office Building Rehab./Renovation
- 8. Oncenter Rehabilitation
- 9. Remodeling TA Intake

E-911

- 10. Computer Aided Dispatch (CAD) System Hardware Refresh
- 10. E-911 Center Facility Rehabilitation
- 10. E-911 Main Center HVAC System Replacement
- 10. Replacement of Mobile Data Communications Network (MDCN) Infrastructure
- 10. Telephone System Replacement/Migration to Next Generation 9-1-1 (NG9-1-1)
- 10. Trunked Land Mobile Radio Network Analog Back-up System

PARKS AND RECREATION

- 20. Highland Forest Parking Improvements
- 21. Onondaga Lake West Shore Revitalization Project
- 22. Lights on the Lake Storage Facility
- 23. Park Buildings
- 24. Park Improvements/Willow Bay
- 25. Park Roads, Parking Areas, and Trail Paving

SHERIFF CUSTODY

- 40. Behavioral Health Unit at the Justice Center

SHERIFF CIVIL

- 41. Special Operations Facility Replacement

FINANCE

- 50. Tax Collection and Delinquency Software

TRANSPORTATION

- 60. Capital Highway Construction
- 61. Caughdenoy Road/NYS Route 31 Road Improvements
- 62. Replacement of North Area and Camillus Highway Maintenance Facilities

WATER ENVIRONMENT PROTECTION

- 70. Baldwinsville-Seneca Knolls WWTP Rehabilitation Project
- 71. Bloody Brook Drainage District Culvert Replacement Project
- 72. Brewerton WWTP Improvements
- 73. Burnet Ave Demolition (Bear Trap Ley Creek Drainage District)
- 74. Hiawatha Trunk Sewer Service Area Improvement Project
- 75. Ley Creek Pump Station
- 76. Metro WWTP Phosphorous Treatment System Optimization
- 77. Oneida Lake PS
- 78. Wastewater Transportation System Improvements
- 79. Westside Pumping Station Service Area
- 80. White Pine Industrial Park (force main)

METROPOLITAN WATER BOARD

- 90. Water Treatment Plant Comprehensive Improvements

ONONDAGA COMMUNITY COLLEGE

- 100. Alyn Hall Upgrades and Improvements
- 100. Completion of Renovation of Ferrante Hall
- 100. Coulter Library Building Renovation
- 100. Elevator Replac and Upgrades/Protect. of E-mail and Phone Servers
- 100. Infrastructure - Campus Wide
- 100. Site Improvements
- 100. Student Center Renovation and Redesign

CAPITAL PROJECTS

Section 3

COUNTYWIDE FUNDS

GENERAL

COMMUNITY COLLEGE

COUNTY ROADS

SPECIAL FUNDS

WATER DISTRICT

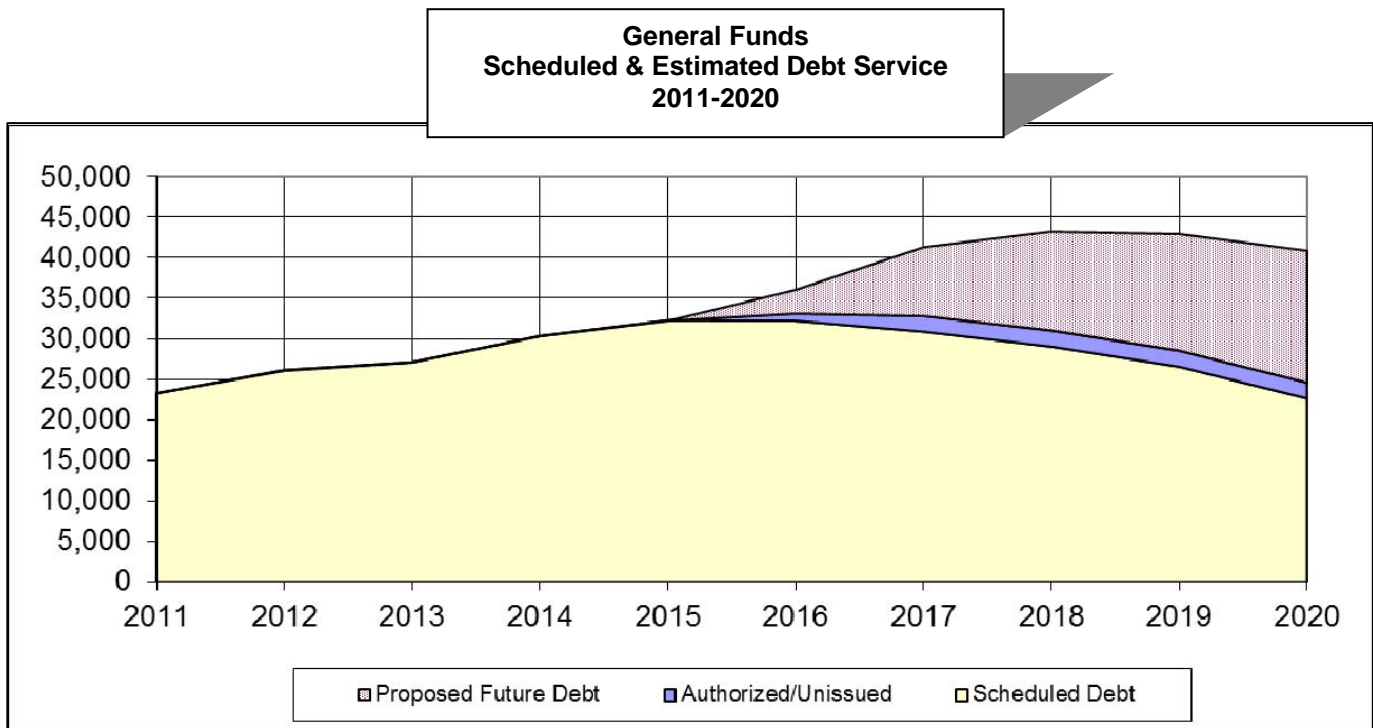
SEWER DISTRICT

COUNTYWIDE CAPITAL PROJECTS

Capital projects are organized into two sections: Countywide projects that include the General Funds, the Library Fund, and the Community College Fund; and Special Funds, which are the Van Duyn Fund, the Water Fund and the Sewer Fund. All projects require the recommendation of the County Executive and the authorization of the County Legislature. The Countywide fund projects address most of the basic operating services such as public safety, finance, data processing, parks and recreation, highway, and other direct operating services. Debt service for borrowing associated with these capital projects is an operating budget expense supported primarily by the property tax levy and sales tax revenues. As discussed in previous sections, the county has placed a high priority on maximizing the use of taxpayer dollars through judicious use of debt issuance.

Unlike the Countywide projects, projects initiated through the Special Funds departments are supported by revenues raised within those individual funds. They do not rely on financial support from the general property tax levy.

Below is a graph depicting scheduled debt service supported by the General Fund as well as estimated debt service for projects that have been authorized by the County Legislature but debt has not yet been issued, and estimated debt service for the proposed projects that follow in this section. Borrowing for the Community College and the County Library is included in General Fund borrowing. Special funds borrowing is not included.



A debt service summary associated with the graph above can be found on the next page, followed by summary information of the currently authorized projects. Following the authorized project information is information on proposed future projects to be supported by the general funds, beginning with a summary of projects and estimated six year expenses, then a breakdown of the proposed source of funds for these projects and the estimated debt service for these projects that will require part or whole funding with borrowed funds. The estimated debt service for these projects is shown in the graph above. The same information is presented for the special funds.

Countywide Funds

**General Funds
Debt Service Summary**

<i>Payments in (\$000's)</i>								
	2010	2011	2012	2013	2014	2015	2016	2017
Principal & Interest								
<u>Scheduled Debt</u>	19,565	23,252	26,127	27,105	30,329	32,260	32,205	30,862
<u>Estimated Debt</u>								
<i>Authorized & Unissued</i>	0	0	0	0	0	0	930	1,969
<i>Proposed Future Debt</i>	0	0	0	0	0	0	2,055	7,848
Total	19,565	23,252	26,127	27,105	30,329	32,260	35,190	40,679
	2018	2019	2020	2021	2022	2023	2024	2025
Principal & Interest								
<u>Scheduled Debt</u>	29,026	26,541	22,610	21,749	18,654	17,337	14,495	12,306
<u>Estimated Debt</u>								
<i>Authorized & Unissued</i>	1,969	1,969	1,969	1,937	1,937	1,937	1,937	1,937
<i>Proposed Future Debt</i>	11,668	13,932	15,835	16,767	16,956	16,339	15,858	15,264
Total	42,663	42,442	40,414	40,453	37,547	35,613	32,290	29,507
	2026	2027	2028	2029	2030	2031	2032	2033
Principal & Interest								
<u>Scheduled Debt</u>	10,337	7,959	5,734	4,716	3,726	1,673	1,630	954
<u>Estimated Debt</u>								
<i>Authorized & Unissued</i>	1,817	1,817	1,817	1,817	1,817	596	596	596
<i>Proposed Future Debt</i>	14,861	14,464	13,874	13,297	11,779	11,050	9,817	8,507
Total	27,015	24,240	21,425	19,830	17,322	13,319	12,043	10,057
	2034	2035	2036	2037	2038	2039	2040	TOTAL
Principal & Interest								
<u>Scheduled Debt</u>	636	0	0	0	0	0	0	295,410
<u>Estimated Debt</u>								
<i>Authorized & Unissued</i>	596	596	0	0	0	0	0	30,556
<i>Proposed Future Debt</i>	7,770	7,208	6,670	5,828	3,197	2,461	1,997	265,302
Total	9,002	7,804	6,670	5,828	3,197	2,461	1,997	591,268

AUTHORIZED PROJECTS

Currently there are several Countywide Capital Projects that have been authorized by the County Legislature and are in varying stages of development, ranging from funds being authorized but not yet issued to projects anticipated to be completed in 2013. A brief summary of most of them follows.

DEPARTMENT OF CORRECTIONS

Dog Kennel Construction

Project On-going

This project provides for the building of a kennel to temporarily house up to twenty dogs while permanent adoptions are being coordinated. Similar to the Pheasant Rearing Project, inmates at the Correctional Facility will assist with the day-to-day care of the animals. The county will partner with various canine advocacy groups who will volunteer at the facility and be responsible for the facilitation of adoptions and spay/neuter clinics. The purpose of this project is to serve as an over-flow facility for the SPCA and Dewitt Animal Hospital to ultimately decrease the number of dogs euthanized annually because of limited spatial capacity. So far, mechanical/electrical/plumbing design and construction documents and work was incorporated into Facilities architectural bid package. CME Engineers completed test borings and soil analysis for intended building site.

EMERGENCY COMMUNICATIONS

Computer Aided Dispatch (CAD) System Refresh

Project On-going

This project funds a refresh of Onondaga County's current Computer Aided Dispatch (CAD) system, which was installed in 2007. These computer workstations and servers were over five years old in 2012 and beyond their recommended lifecycle. This entails the scheduled refresh of computer hardware and the implementation of necessary software updates. This is critical to the reliability of dispatch operations. In April 2012 the contract with Intergraph, the CAD System vendor was executed. We are currently working with Intergraph and other vendors to establish an installation date for the refreshed system.

E9-1-1 Center Console Furniture Replacement

Project On-going

In June 4, 2013, by Resolution No. 91, the County Legislature authorized borrowing of \$648,840 to replace thirty-six call taking, dispatch, and training room console furniture workstations that were installed in 2003 and are not compliant with the most recent computer workstation standards. This replacement will take place simultaneously with the installation of the radio system replacement to minimize operational interruption. Communications console furniture is in use twenty-four hours a day, seven days a week. This work will start and be completed by the end of 2013.

Onondaga County Interoperable Communications System (OCICS)

Project On-going

Police, fire, and emergency medical service agencies in Onondaga County were operating with outdated equipment on different radio systems using various frequencies. This made communication between public safety agencies difficult. Additionally, other local government agencies operated on their own radio systems, which were incompatible with each other. In a major emergency, such as a weapon of mass destruction event, communication between crucial government agencies would have been very difficult. This project replaced the various radio systems used countywide with a single system with interoperability. This enables agencies to better communicate with each other and to better serve the public. The OCICS system became operational in February 2010. Various entities were integrated into the system over the course of the next eighteen months. We are currently fine tuning the system to ensure that it is operating at maximum capability.

Pictometry Aerial Oblique Photography Refresh

Project On-going

Pictometry aerial oblique photography is interfaced with the Computer Aided Dispatch (CAD) system to provide call takers and dispatchers with aerial oblique views of incidents and their surrounding areas, allowing personnel to confirm incident locations and guide responses of emergency service personnel in unfamiliar areas. Current Pictometry photography was taken in 2005-2006 and does not reflect new streets, new construction, and other modifications. Re-flies must be conducted so that new photographs can be taken. The project will provide extremely high level and detailed images.

Radio Tower & Property Rehabilitation

Project On-going

This project will fund the necessary refurbishing of selected E9-1-1 Center remote tower sites. This will include replacement of security fencing, upgrade of the IP remote video/audio monitoring system, installation of proximity detection, replacing roofs, siding, and doors as well as replacing the HVAC system at the Pompey legacy site to increase energy efficiency. We will also add quick generator connect "Jones Plugs" at all sites to allow emergency hook up of a portable generator in the event of a catastrophic generator failure.

Replace E9-1-1 Radio Consoles

Project On-going

In April 4, 2013, by Resolution No. 49, the County Legislature accepted \$4,959,000 in NY State grant funds to replace twenty-three Motorola Gold Elite radio consoles including integrated radio recorders at the E9-1-1 Center, and twelve Motorola Gold Elite radio consoles including integrated radio recorders at the E9-1-1 back-up site. Consoles and associated back room equipment are computer based and were originally installed in 2003 (Main Center) and 2005 (back-up site), and are not fully compatible with future functionality improvements. The work will start and be completed by the end of 2013.

Replacement of Cooling Tower & Computer Room Cooling

Project On-going

The E9-1-1 Center computer room is currently cooled by two five-ton cooling units designed to be operated in main and alternate configuration. The air conditioners cannot adequately keep up during hot weather and there is no headroom in the event that one fails. It is necessary to protect critical public safety computer systems by replacing the cooling units with two twelve-ton units that can be operated in main/alternate configuration. These new cooling units will be independent of the building's cooling tower. A catastrophic failure of the cooling tower would likely result in the evacuation of the E9-1-1 Center and possible shut down of critical computer equipment.

FACILITIES MANAGEMENT

Civic Center Windows Systems Replacement

Project On-going

In October 2011 the County Legislature approved \$7 million to fund this project, which will replace the existing thirty-six year old deteriorated, failed and damaged window wall system, single pane glazing and integral components in the John H. Mulroy Civic Center Office Tower with a new double pane glazing system with a forty-plus year life expectancy. This new system will provide an energy savings payback estimated to be less over fifteen to twenty years (the payback is tied to the cost of natural gas and electricity and the savings would be realized at the DH&C plant). The project has been awarded and scheduling of the project has begun.

Community Plaza and Walks Renovations

Project On-going

The Community Plaza, Bernthal Way, and the walks around the Everson Museum are all aged and have only received minor maintenance over the last ten years. The reflecting pool has had several minor repairs that have proven temporary in nature. Many of the walks are settled and/or heaved and severely cracked and uneven, leading to significant liability for both the county and the Everson Museum. These issues and concerns will be addressed

with this project, making the Community Plaza and Everson Museum areas more accessible to the public. The study for the project is complete and we expect to begin implementing it in late fall 2013.

Courthouse Sidewall Copper Flashing Replacement

Project On-going

New copper flashing has been installed and has been successful on the north elevation of the building. With this proven success, the Department of Facilities will continue to replace the existing, out dated flashing to complete the repairs specified with this project. We expect to bid this work in September and have the project performed between early October and early December of this year.

Elevator Modernization - Public Safety Building

Project On-going

Under this project, the elevators in the Public Safety Building will be modernized. The modernized or upgraded elevators will receive new, state of the art control systems; the sophistication of the control system as applied to each elevator will depend on the specific purpose and traffic assignment of each elevator. Modernization of the elevators will include replacement of most existing elevator components with new equipment. Some existing items, such as elevator rails and hoist machines, may be retained if in sound and true condition. The elevators will receive remedial repair work that will upgrade them to the level necessary in order to maintain their compliance with all codes, and to minimize future repair and maintenance costs. The City of Syracuse is 61% owner of the Public Safety Building and is responsible for 61% of the capital improvement costs on this project. The County of Onondaga has the initial maintenance responsibility and 39% of capital improvement costs. We are at 100% of the acquisition of material and at about 50% complete in labor. We expect the project completion in early September. The project is currently on schedule and on budget.

Justice Center Roof Replacement

Project On-going

The Onondaga County Justice Center is sixteen years old. The original roof, a Firestone single ply ballasted membrane, has a life expectancy of ten years and is warranted by the manufacturer for that time. The roof system was selected during the "value engineering" phase of the design process to cut construction costs. The warranty expired on November 11, 2004. The roof membrane is weather worn and has shrunk considerably. We experience almost constant leaks and repair costs continue to rise as they become more complex. This project will allow for the replacement of the roof with a design that will last longer and provide a "green" roofing solution. For budgeting, we estimate fifty thousand square feet of roofing at an average cost of \$20 per square foot. This includes all removals and disposal of old roofing with the exception of the stone ballast, which we propose to re-use if required. This project has begun, with completion expected in early October.

OnCenter Complex Infrastructure and Facility Improvements

Project On-going

This project is part of a much larger scope of work designed to meet the current technological, aesthetic, functional, and spatial needs of a modern convention center/theater complex. The focus of this project at the War Memorial is to replace the roof, replace worn and outdated telescopic seating, create new locker rooms and repair deteriorating concrete floors. At the Civic Center Crouse Hinds Theatre we will provide a new ADA compliant elevator and address some of the aging mechanics related to the stage lift and the acoustic ceiling/eyebrow over the main stage.

INFORMATION TECHNOLOGY

Enterprise Resource Planning (ERP)

Project On-going

This project will combine multiple disparate systems currently in use (GENESYS, FAMIS, Buy Speed, B-Trak, Contract System, etc.) into a single, integrated application. This will provide efficiencies in operations and improve business processes. Information will be available, to authorized users, in one place rather than in several applications. The new system will integrate the payroll, financial, and other systems into one, providing the ability to enter time, track leave balances, enter benefits information, view and process payroll and budget information in one

countywide system. This system will be flexible and robust enough to provide shared services. The end users will be provided with real time data and the ability to inquire into specific transactional information. The number of platforms supported by IT and the in-house applications written around the current systems, which cost time and money to create and maintain, will be reduced. This project is currently on-going.

ONONDAGA COMMUNITY COLLEGE

Athletic Fields

Project On-going

Construction of a baseball and softball field complex to meet the needs of Onondaga's athletic teams, as well as the community is underway. The complex will have artificial turf fields designed to accommodate baseball and softball events as well as act as a multi-use surface for other activities. The fields will be part of a "complex" with a common entrance way, restroom facilities, and concession area. Construction on the complex has begun.

Campus Wide Energy Projects

Project On-going

Various upgrades across campus will take place to enhance performance and energy efficiency within our facilities. Design work has been completed on boiler upgrades/replacements and the work is anticipated to commence over the summer 2013.

Ferrante Addition and Gordon Student Center Renovation

Project On-going

This project consists of construction of a new academic building to provide additional classroom and training spaces for growing program areas that cannot be accommodated in existing buildings due to capacity constraints. This new building will house one of the college's signature programs and will help enhance the student experience, as well as provide space for college and community cultural events. This project will also advance the college's efforts to streamline operations and achieve greater efficiencies. The building is expected to be operational for the Fall 2013 semester.

Mawhinney Hall Renovations

Project On-going

Renovation on Mawhinney Hall included renovated classrooms, multiple faculty and program area office suites, a number of restroom renovations, the upgrade of two elevators, and the addition of classroom space in what was previously administrative offices. This project also redesigned the first floor area into additional student gathering/study space and retail area for the distribution of meals and various supplies. This project is close to completion with only small aspects still outstanding.

Onondaga Arena and Sports Complex

Project On-going

Construction of the lacrosse/soccer synthetic field with grandstand seating for approximately two thousand was completed and the field is now in use for both college and community contests. Construction of a new Arena and the renovation of the existing Health & Physical Education building (now Allyn Hall) are nearly complete. Renovation of the college's fitness center and a number of classrooms in Allyn Hall has greatly increased the value of the health and wellness experience on campus. This project also included the addition of a new building housing a six lane 200 meter track, pole vault pits, long jump areas, three multi-use courts, removable basketball floor, additional locker rooms and multi-use classroom areas. Substantial completion of this project was attained as of December 2011. Project close-out and finalization is on-going.

Other Improvements - Technology and Administrative Offices

Project On-going

This project involves on-going initiatives to address administrative office needs and expand computer labs, update Smart classrooms, and provide adequate training facilities for both internal and external usage.

Relocate Administrative Offices

Project Completed

This project was essentially completed in summer 2009. Additional classroom space was secured to accommodate enrollment growth. Co-locating related administrative offices improves operational efficiency and strengthens collaboration. Punch list items being worked on at this time.

Site Improvements

Project On-going

This project addresses various campus-wide initiatives and improvements: the need for increased access onto and around campus, expanded parking, traffic flow improvements, structural upgrades to the campus pedestrian bridge, and campus exterior lighting. Phase I of the campus exterior lighting upgrade is approaching completion, along with other aspects of this project.

Site Improvements - Safety and accessibility

Project On-going

This project addresses a number of campus safety and accessibility initiatives. This project will enhance pedestrian safety on campus as well as address overall campus safety concerns through the expansion of Onondaga's campus sidewalk system and upgrades to the campus fire alarm/panel system. Design has been completed on the campus sidewalk portion of this project and construction is anticipated to begin in early summer 2013.

Technology Improvements

Project On-going

The growing demand on the college's technology infrastructure has created a need for upgrades in a number of areas including the wireless network and core technology infrastructure. Current systems will be updated as they are obsolete and at maximum capacity. Work is currently being done to compile pricing on the equipment needs. The first order is anticipated to be placed by the end of May 2013 to start the project.

Upgrade Science Labs

Project On-going

This is an on-going project to renovate and upgrade remaining labs in Ferrante Hall. The renovation of these labs has better supported student success in high demand Science, Technology, Engineering and Math fields. This project is close to completion, the majority of the labs have been upgraded with a few small items outstanding.

ONONDAGA COUNTY PUBLIC LIBRARY

Central Library Reconstruction

Project On-going

The Robert P. Kinchen Central Library was constructed as part of The Galleries of Syracuse in 1988 as a one-hundred-twenty thousand-plus square feet facility. The entrance to the Library is on the second floor of The Galleries, with no street presence. With no entrance to the street, the Library has been rendered virtually invisible to the community. In addition, the services the Library offers have evolved over the past two decades. Demand has shifted from the need for a facility that is simply a warehouse for books and media, to one that also provides access to online and digital resources, and serves as a community gathering place. Our physical space requirements have shifted to reflect this change. Finally, staffing patterns have changed significantly since the Library opened. Large areas of the library are unstaffed or covered by only a few employees, leaving those areas unsecured. To help ensure the safety of staff and patrons alike, and to provide better efficiency and work flow, it is critical to consolidate our physical space, to make it more manageable. This project will reconstruct the Central Library to consolidate public service areas, improve access and visibility, maximize public services, and increase overall operational efficiency. The first floor will be expanded from the existing approximately three thousand square feet to approximately nineteen thousand square feet. New spaces will be created, including a public meeting room (with after-hours separate entrance), a welcome lounge, designated young adult area and individual/small group study rooms, staff and enlarged public rest rooms. The Special Technologies and Adaptive Resources (STAR) services for

persons with disabilities will be located here. The second floor will be expanded from the existing approximately twelve thousand square feet to approximately twenty-two thousand square feet. It will include the following, all of which will be relocated from their current locations on the third, fourth and fifth floors: Children's World, including a new Tiny Town (an educational, interactive, child-sized environment for preschool age children and their parents); Local History collection; business and non-profit resources; adult materials collection; magazines; training space and resources; and collaboration space for use with/by other agencies. The Adult Literacy Program will be located here. The third and fourth floors will no longer be part of the library, representing a reduction of approximately sixty-two thousand five hundred square feet. The fifth floor will contain the existing administrative and OCPL system headquarters. In addition, certain system or Central library 'back-room' functions will be relocated to this floor. These include inter-library loan, telephone/remote reference, Central materials acquisitions, and processing. The current Local History & Genealogy room will be reduced in size to accommodate a Genealogy room (which will be the only public space on this floor.) Space on this floor will be repurposed to house 'closed stacks,' storing lesser-used materials, and some staff work space. The basement houses the sorting and delivery functions of the System, serving all thirty-two library sites in the county. Automated materials handling equipment will be installed, replacing most of the manual work involved in exchanging materials between sites. Plans call for the library to relinquish use of one of its elevators to the Galleries for the use of future tenants on the third and fourth floors. A new elevator will be installed, linking the basement, ground and second floors. Automation will be implemented to reduce manual handling of materials, and to enable patrons self-service where it is feasible. Examples include an automated, 'smart' sorter for returning materials, and self-service media dispensers. Overall, the facility will shrink from approximately one hundred twenty thousand square feet to approximately eighty thousand three hundred square feet, resulting in reduced operating costs as well as more efficient service delivery.

City Branch Library Improvements

Project On-going

This project improves the critical infrastructure and addresses necessary maintenance for each of the eight branch libraries in the City of Syracuse. This includes safety and security initiatives, managing general construction needs such as replacing necessary windows and lighting with energy efficient types and insuring the soundness and insulation of the roofs, replacing HVAC systems, and attending to significant plumbing and/or electrical needs. The project is nearing completion. Since 2010, the following has been accomplished: Restrooms were retrofitted for ADA compliance at Beauchamp, Hazard, Paine, Petit and White branches, Roofs were replaced at Beauchamp, Hazard, Mundy, Petit and Soule branches, Windows were replaced at Beauchamp, Paine, and Petit branches, Fire alarm systems were installed at Betts, Hazard, Mundy, Paine, Petit, Soule and White branches, Elevators were installed at Hazard and White branches, Wheelchair lift was installed at Soule Branch, HVAC systems were replaced at Betts, Hazard, Paine, Petit, Soule and White branches, Foundation repairs and drainage improvements were made at White branch. Still outstanding items include roof replacement at Paine branch, and the redesign/reconfiguration of Mundy branch. Paine's roof is expected to be completed by June 30, 2012, and the Mundy project is expected to be completed by 2013 year end. The project is currently on time and within budget.

PARKS & RECREATION DEPT.

Parks Administrative Office Environmental Improvements

Project Completed

In 2011, the Onondaga County Legislature authorized \$320,000 to be used for the purpose of making improvements at the Administrative Office. Four projects were completed with a total expense of \$22,585.26. The remaining \$297,414.74 will be used to complete the entry project at Beaver Lake Nature Center.

The following four projects have already been completed. The cost of these projects totals \$22,585.26.

Install Wall Systems: The Ranger office was relocated to increase operational efficiency and office wall systems were installed. This project cost \$5,029.11. (2012)

Install Lockers: The Ranger office was relocated to increase operational efficiency and lockers were installed. This project cost \$3,259.38. (2013)

Install Carpet and Stair Treads: The Ranger office was relocated and new carpet and rubber stair treads were installed. This project cost \$8,898.77. (2012)

Exterior Door Installation: New security doors were installed in the Ranger Office. This project cost \$5,398.00. (2012)

Parks Improvements and Maintenance

Project On-going

In 2011, the Onondaga County Legislature authorized \$3,000,000 to be used for the purpose of making a wide variety of improvements throughout the Parks Department. Fifty-eight total projects are scheduled to be completed by spring 2014 with a total estimated cost of \$2,293,022.23. The remaining \$706,977.77 will be used to complete the entry project at Beaver Lake Nature Center.

The following fifty-six projects have already been completed. The cost for these projects totals \$571,406.98.

NBT Bank Stadium:

- Replace Heat Pumps: Twenty heat pumps were purchased to replace worn out and failing units. This project cost \$20,899. (2012)
- Concourse Painting: The concourse at NBT Bank Stadium was painted. This project cost \$584. (2012)

Beaver Lake:

- Bog Platform Repair: Staircase steps on the Bog Tower were replaced to eliminate safety hazards. This was completed using existing staff and materials. (2012)
- Repair and Replace Gates: Previous rotting wooden gates were replaced with ten modern metal gates. This project cost \$19,653.50. (2012)
- Replace Kitchen Floor: The kitchen floor in the visitor center was resurfaced since the previous floor was uneven and tiles were missing or broken. This project cost \$2,090.00. (2012)
- Pavilion Pergola Replacement: This project replaced pergolas at the Picnic Shelter. This project cost \$1,950.00. (2012)
- Pavilion Roof Replacement: This project replaced the roof of the Picnic Shelter. This project cost \$10,272.00. (2012)
- Exhibit Room Wall Replacement: This project replaced damaged walls in the Exhibit Room. The project cost \$3,350.00. (2012)
- Replace Maintenance Building Roof: This project replaced the roof on the maintenance building at Beaver Lake. This project cost \$16,240.00. (2012)
- Assembly Room Light Replacement: This project replaced the light fixtures in the Assembly Room. This project cost \$1,743.31. (2012)

Carpenter's Brook Fish Hatchery:

- Telephone and Technology Upgrades: High-speed internet has been installed at the Hatchery office. This project cost \$1,645.84. (2012).
- Chimney Pointing: Two chimneys that were in poor condition and are no longer in use were dismantled and the remaining functional chimney was repaired. This project cost \$2,350.00. (2012)
- Electrical Assessment: An electrical assessment was completed at the hatchery building to determine if any repairs were needed to the electrical system. Only minor repairs were needed. Utilizing staff from the Department of Facilities allowed this project to be completed for a cost of \$0.00 toward capital projects. (2012)
- New Furnace Installation: A new furnace was installed. The old one was inefficient and well beyond its useful life expectancy. This project cost \$2,757.35. (2012)
- Resolved Moisture Issue in Basement Office: A drainage system was installed that eliminated water pooling in the basement of the hatchery office building. This project cost \$4,765.00. (2012)

Highland Forest:

- Old Office Upgrades: The former park office exterior was stained and deteriorated masonry stairs that were a safety hazard were replaced. Special thanks to the Eagle Scout who helped with this project. This project cost \$2,250. (2012)
- Remove Pit Toilets and Sam & Andy: Three buildings that were no longer used and contained asbestos were removed after the asbestos was remediated. This project cost \$14,123. (2012)
- Camp Upgrades: Replaced the windows, doors, and roofs of the Pines and Valley Camps. This project cost \$24,877. (2012)
- Replace Garage Roof: Replaced the roof on the garage. This project cost \$28,770. (2012)

Jamesville Beach:

- Replace Main Entrance Gate: A new metal gate was installed to replace a rotted wooden gate at the main entrance to the park. This project cost \$2,744.26. (2012)
- Ticket Booth Improvements: The existing flat roof and board and batten siding that were in poor condition were replaced with a pitched roof and cedar shake shingles to match the visitor center. This project cost \$10,457.57. (2012)
- Stone Walkway Installation: A stone walkway was installed on the event field at Jamesville Beach to improve operational efficiency and to enhance the park patron's experience. This project cost \$1,198.06. (2012)
- Painting Visitor's Center and Overlook Restroom: The Visitor's Center and Overlook restroom were painted. This project cost \$16,300.00. (2013)
- Cupola Removal: Removed the Cupola at Jamesville Beach. The cupola was removed in order to repair the roof. This project cost \$2,900. (2013)
- Culvert Pipe Installation: A large drainage pipe was installed and landscaped in order to enhance the drainage system. The project cost was \$4,924.26. (2012)

Museums:

- Flooring Replacement: Replace worn out existing carpet with new carpet and rubber stair treads throughout the Sainte Marie Visitors Center. This project cost \$38,205.28. (2012)
- Fire Alarm System Modifications: A fire detection system at the Sainte Marie Museum was modified due to the reconfiguration of the facility. This project cost \$3,927.93. (2012)
- Re-Shingle Visitors Center Roof: A new roof was installed at the Sainte Marie Visitors Center. This project cost \$62,525. (2012)
- Gift Shop: Restorations and repairs to the gift shop. This project cost \$1,018. (2012)

Oneida Shores:

- Campground Restrooms Restoration: The deteriorated campground restrooms were renovated. Renovations included the ceiling, walls, floors, countertops/sinks, lighting and partitions. This project cost \$18,668. (2012)
- McKinley Ridge Restroom Roof Replacement: A new roof was installed. The old roof was overgrown with moss and had deteriorated. This project cost \$11,142.50. (2012)
- McKinley Ridge Shelter Roof Repair: A repair was made to the roof. The roof had been damaged during a chimney fire in 2010. This project cost \$4,815. (2012)
- Arrowhead Lodge Porch Windows: Installed seven windows on the porch at Arrowhead Lodge. This project cost \$2,723. (2012)
- Beach Shower Fence Enclosure: This replaced the existing (nonworking) outdoor showers at the Oneida Shores Beach. This project cost \$3,400. (2012)
- Arrowhead Lodge Fire Alarm Installation: This project installed a fire alarm system at the Arrowhead Lodge. This project cost \$5,800. (2012)

Onondaga Lake Park:

- Long Branch Park Waterline: Existing aging water lines were replaced at Long Branch Park. This project cost \$18,000. (2013)
- Resurfacing Overlook: This project will replace the current stone dust topping at the overlook area behind the Salt Museum with porous pavement. This project cost \$29,195.40. (2012)
- Marina Harbormaster Building Siding Replacement: Replaced the siding on the Harbor Master Building at the Marina. This project cost \$14,820. (2012)
- Skate Park Shelter: Installed a shade structure near the Skate Park. This project cost \$15,269. (2012)
- Griffin Visitor Center Flooring: This project replaced the flooring in the Griffin Visitor Center. This project cost \$28,112.12. (2012)
- Salt Museum Entrance Repair: This project repaired the steps to the Salt Museum. This project cost \$4,000. (2012)
- Griffin Light Tower Foundation Removals: This project removed the foundation of previously existing light towers. This project cost \$7,200. (2012)
- Painting Exterior of Park Buildings: The goal of this project is to paint eight buildings and one fence. The existing paint is deteriorated and in some places is completely absent. This project is estimated to cost \$47,493.20. This project is scheduled to be completed in 2013.

Otisco Park:

- Split Rail Fence Replacement: Fifteen bent or broken split rail fence posts were replaced. This project cost \$995. (2012)
- Tree Removal: A damaged tree was removed at Otisco Lake Park. This project cost was \$1,625. (2012)
- Garage Floor Replace: This project was to replace the garage floor by performing a soil test. This project cost was \$1,050. (2012)

Pratt's Falls:

- Remove Office Trailer: This trailer was removed since it had become unsightly and was in need of costly repairs. The trailer was sold at a county auction and the sale price included removal. (2012)
- Replace Restroom Floors: Restroom floors were resurfaced. The old floors were in poor condition and the new floors are made of material that will be easier to maintain. This project cost \$1,900. (2012)
- Programmable Locks: New locks were installed on the restroom at Pratt's Falls. This increased the ability of staff to manage the park. This project cost \$2,367.90. (2012)
- Garage Roof Replacement: Replaced the roof on the garage. This project cost \$19,300. (2012)
- Painting at Camp Brockway and Restroom: Painted the exterior of Camp Brockway and the adjacent restroom. This project cost \$16,900. (2012)
- Roof on Water Tank Building: This project was to replace the roof on the water tank building. This project cost \$6,750. (2012)

Veterans Cemetery:

- Survey of Section M: A map was created to show new graves in section M. This project cost \$920. (2012)
- Sectional Marker Replacement: Replaced deteriorating existing sectional markers. This project cost \$4,765.50. (2012)
- High Tree Pruning: This project was for tree removal and high tree pruning. This project cost \$1,675. (2012)

The following two projects are in progress. The estimated dollar value of these projects is \$1,721,615.25.

Highland Forest:

- Skyline Lodge Deck Construction: A deck was built at the Skyline Lodge. This project is estimated to cost \$122,059.25. This project will be completed in 2014. This project account (522721) did not fund the Design or CM/PM costs associated with this project. Those costs (34,840.91 and \$8,919.58 respectively) were paid for out of project 522722.

Zoo HVAC Rehabilitation

Project On-going

The Onondaga County Legislature authorized the funding of this project in November of 2012. This funding is being used to rehabilitate and replace the major components of the HVAC system at the Zoo. This project will be completed in 2014.

Zoo Preventive Maintenance

Project Completed

In 2011, the Onondaga County Legislature authorized \$500,000 to be used for the purpose of making a wide variety of improvements throughout the Zoo. Ten total projects have been completed with a total cost of \$490,592.65. Nine projects have been completed with a total cost of \$66,176.65. There was then an expense transfer of \$424,416.00, toward the tenth project. The remaining \$9,407.35 will be used to complete the entry project at Beaver Lake Nature Center.

The following ten projects have already been completed. The cost of these projects total \$490,592.65.

Replace Zoo Staff Lunchroom Flooring: The flooring in the staff lunchroom was replaced. This project cost \$4,392.94. (2012)

Relocate X-Ray Machine: The X-Ray machine was removed from the clinic before the flooring could be replaced. Once the clinic flooring was replaced, the X-Ray machine was returned to its original location and recalibrated. This project cost \$3,150. (2012)

Replace Clinic Flooring: The flooring in the clinic was replaced. The previous flooring was cracked, which was unsanitary. New resilient flooring was installed in the clinic office, laboratory, surgery room, and examination room. This project cost \$20,335.79. (2012)

Countywide Funds

Replace Exhibit Flooring: The floors in the ocelot, bat, and sand cat exhibits were resealed. This project cost \$5,022.01. (2012)

South Facing Courtyard Roof: The roof on the main building facing the courtyard had deteriorated and was missing asphalt shingles. The twenty five year old roof was replaced with a new shingled roof. This project cost \$16,137.50. (2012)

Tiger Keeper Safety Airlock: This project installed a safety airlock in the tiger exhibit. The airlock provides a second barrier between the keeper and the tigers. This project cost \$4,990.00. (2012)

Tiger Roadway: This project resurfaced the roadway leading back to the tiger exhibit with crushed stone. This project cost \$5,068.00. (2012)

Tiger Roadway Fence: This project installed a gate on the road to the Tiger exhibit. This project cost \$224.21. (2012)

Lighting Upgrades at Monkey and Elephant: This project upgraded light fixtures at two exhibits to save energy and reduce overheating of exhibit space. New fixtures included LED bulbs. This project cost of \$6,856.20. (2012)

Zoo Entryway Project: \$424,416.00 was paid out of this account to fund the Zoo Entryway Project. (2013)

PROPOSED CAPITAL PROJECT SUMMARY

The following is a list of proposed projects and their estimated six year cost broken down by fund (\$ in 000's)

County Wide

Department	STATUS	PROJECT	2015 - 20 Total
General Fund			
EMERGENCY COMMUNICATIONS			
		Computer Aided Dispatch (CAD) System Hardware Refresh	928
		E9-1-1 Center Facility Rehabilitation	100
		E911 Main Center HVAC System Replacement	2,729
		Replacement of Mobile Data Communications Network (MDCN) Infrastructure (NEW)	6,522
		Telephone System Replacement/Migration to Next Generation 9-1-1 (NG9-1-1)	3,182
		Trunked Land Mobile Radio Network Analog Back-up System	1,352
		Subtotal	----- \$ 14,813
FACILITIES MANAGEMENT			
		Carnegie Library Rehabilitation	3,805
		Civic Center Office and Masonry Improvements	2,310
		Civic Center Re-roof	2,332
		Community Plaza Garage	1,155
		Courthouse - HVAC Renovations	10,400
		Downtown Campus Priority Capital Improvements	8,145
		Edward Kochian County Office Building Rehab./Renovation	700
		Oncenter Rehabilitations	2,500
		Remodeling TA Intake	2,503
		Subtotal	----- \$ 33,850
FINANCE DEPT	new	Tax Collection and Delinquency Software	600
		Subtotal	----- \$ 600
OFFICE OF ENVIRONMENT			
	new	Ash Tree Management	5,823
		Subtotal	----- \$ 5,823
PARKS & RECREATION DEPT.			
		Highland Forest Parking Improvements	1,000
		Lights on the Lake Storage Facility	315
	new	Onondaga Lake West Shore Revitalization Project	79,500
		Park Buildings	500
		Park Improvements/Willow Bay	2,700
		Park Roads, Parking Areas, and Trail Paving	2,350
		Subtotal	----- \$ 86,365
SHERIFF CUSTODY			
		Behavioral Health Unit at the Justice Center	10,000
		Subtotal	----- \$ 10,000
SHERIFF POLICE/CIVIL			
		Special Operations Facility Renovation(NEW)	3,350
		Subtotal	----- \$ 3,350
		General Fund Total	----- \$ 154,801

Countywide Funds

County Wide

Department	STATUS	PROJECT	2015 - 20 Total
------------	--------	---------	-----------------

Community College

ONONDAGA COMMUNITY COLLEGE			
		Allyn Hall Upgrades and Improvements	2,971
		Completion of Renovation of Ferrante Hall	17,600
		Coulter Library Building Renovation	15,000
		Elevator Replacement and Upgrades/ Protection of the Campus E-mail and Phone Servers	6,507
		Infrastructure - Campus Wide	13,333
		Site Improvements	4,264
		Student Center Renovation and Redesign	7,278

	Community College Total	\$ 66,953
--	--------------------------------	------------------

County Road

TRANSPORTATION			
		Bituminous Surface Treatment	3,735
		Bridges	21,608
		Capital Highway Construction	34,301
		Caughdenoy Road / NYS Route 31 Road Improvements	4,120
		Cold Mix Bituminous Paving	22,721
		Guide Rail	3,021
		Repaving Program (Hot Mix Bituminous)	41,561
		Replacement of North Area and Camillus Highway Maintenance Facilities	16,942
		Testing, Drainage and Facilities Repair	4,760
		Traffic Systems Management	1,950

	County Road Total	\$ 154,719
--	--------------------------	-------------------

	County Wide Total	\$ 376,473
--	--------------------------	-------------------

Countywide Funds

The remainder of this section provides information on proposed future projects. Below is the proposed source of funding and the estimated associated debt service schedule followed by the descriptive information for each proposed project.

County Wide

SOURCE OF FUNDS

	2015	2016	2017	2018	2019	2020	6yr Total
Pay As You Go	1,700	4,800	6,900	9,100	9,100	9,100	40,700
Authorized Borrowing	500						500
Borrowing to be Authorized	61,475	67,276	22,700	25,558	10,256	11,785	199,050
Federal Aid	8,436	9,332	15,320				33,088
State Aid	36,996	25,111	12,116	15,521	7,751	5,640	103,135
TOTALS	\$109,107	\$106,519	\$57,036	\$50,179	\$27,107	\$26,525	\$376,473
~T							

Estimated Debt Service

Payment Schedule (\$ in 000's)

County Wide

General Fund

FACILITIES MANAGEMENT

	2015	2016	2017	2018	2019	2020
Community Plaza Garage	0	0	0	69	104	102
Carnegie Library Rehabilitation	0	132	294	338	330	323
Civic Center Re-roof	0	0	60	187	246	240
Courthouse - HVAC Renovations	0	0	24	103	268	538
Civic Center Office and Masonry Improvements	0	53	125	186	203	198
Downtown Campus Priority Capital Improvements	0	27	70	114	157	199
Edward Kochian County Office Building	0	42	63	62	60	59
Oncenter Rehabilitations	0	0	30	75	119	162
Remodeling TA Intake	0	0	90	195	222	217
Department Total	0	254	756	1,329	1,709	2,038

EMERGENCY COMMUNICATIONS

	2015	2016	2017	2018	2019	2020
Computer Aided Dispatch (CAD) System Hardware	0	0	0	0	56	223
Telephone System Replacement/Migration to Next	0	0	0	0	0	0
Trunked Land Mobile Radio Network Analog Back-up	0	0	60	261	316	306
E911 Main Center HVAC System Replacement	0	21	180	290	283	276
Replacement of Mobile Data Communications	0	0	0	9	403	912
Department Total	0	21	240	560	1,058	1,717

OFFICE OF ENVIRONMENT

	2015	2016	2017	2018	2019	2020
Ash Tree Management	0	0	61	215	378	538
Department Total	0	0	61	215	378	538

FINANCE DEPT

	2015	2016	2017	2018	2019	2020
Tax Collection and Delinquency Software	0	36	144	139	134	130
Department Total	0	36	144	139	134	130

PARKS & RECREATION DEPT.

	2015	2016	2017	2018	2019	2020
Park Buildings	0	0	30	70	68	66
Lights on the Lake Storage Facility	0	0	19	34	33	32
Park Roads, Parking Areas, and Trail Paving	0	0	21	79	148	214
Park Improvements/Willow Bay	0	0	12	99	231	283
Highland Forest Parking Improvements	0	0	60	107	104	101
Onondaga Lake West Shore Revitalization Project	0	1,336	2,541	2,511	2,482	2,452
Department Total	0	1,336	2,683	2,900	3,066	3,148

Countywide Funds

SHERIFF POLICE/CIVIL

	2015	2016	2017	2018	2019	2020
Special Operations Facility Renovation(NEW)	0	0	201	301	295	288
Department Total	0	0	201	301	295	288

SHERIFF CUSTODY

Behavioral Health Unit at the Justice Center	0	0	600	900	880	860
Department Total	0	0	600	900	880	860

General Fund Total	0	1,647	4,685	6,344	7,520	8,719
---------------------------	----------	--------------	--------------	--------------	--------------	--------------

County Road

TRANSPORTATION

	2015	2016	2017	2018	2019	2020
Caughdenoy Road / NYS Route 31 Road	0	0	247	439	428	417
Replacement of North Area and Camillus Highway	0	0	730	1,382	1,500	1,467
Capital Highway Construction	0	109	331	524	673	818
Bridges	0	50	128	209	268	313
Guide Rail	0	0	0	0	0	0
Traffic Systems Management	0	19	52	86	119	152
Cold Mix Bituminous Paving	0	74	207	282	291	283
Repaving Program (Hot Mix Bituminous)	0	156	400	580	639	622
Department Total	0	408	2,095	3,502	3,918	4,072

Community College

ONONDAGA COMMUNITY COLLEGE

	2015	2016	2017	2018	2019	2020
Allyn Hall Upgrades and Improvements	0	0	90	135	132	129
Completion of Renovation of Ferrante Hall	0	0	528	792	774	757
Student Center Renovation and Redesign	0	0	0	220	331	323
Site Improvements	0	0	0	0	0	129
Infrastructure - Campus Wide	0	0	0	0	400	601
Elevator Replacement and Upgrades/ Protection of	0	0	0	0	197	460
Coulter Library Building Renovation	0	0	450	675	660	645
Department Total	0	0	1,068	1,822	2,494	3,044

County Wide Total	0	2,055	7,848	11,668	13,932	15,835
--------------------------	----------	--------------	--------------	---------------	---------------	---------------

Countywide Funds

DEPARTMENT: EMERGENCY COMMUNICATIONS

Project: Computer Aided Dispatch (CAD) System Hardware Refresh

Purpose: Public/Employee Safety/Health

Level of Development: Preliminary

Project Description:

This project will refresh Computer Aided Dispatch (CAD) workstations and servers located at the main E9-1-1 Center and the Civic Center back-up site that will be more than five years old and at the end of their life cycle (originally installed in 2007). These workstations and servers run twenty-four hours a day, three hundred sixty-five days a year, continuously processing information related to the safety of citizens and first responders, and must be highly reliable. After five years this equipment is no longer covered by service warranty, which increases costs for repair and down time. All operating systems (OS) and hardware (e.g., memory) must be capable of running software upgrades provided as a part of the software maintenance agreement.

Project Cost Summary:

FUNDING SOURCE:	Pre-2015	2015	2016	2017	2018	2019	2020	6yr Total	Total:
Borrowing to be Authorized	0				928			928	928
TOTALS	0				928			928	928

Project Detail and Status:

We will acquire replacement CAD primary and back-up servers and workstation hardware (computers and three monitors per workstation), load necessary CAD software onto servers and workstations, and test the equipment and programming. New equipment will be installed at the main E9-1-1 Center and Civic Center back-up sites and tested again. Replacements and installations of new equipment must be performed while both centers (main and back-up) are operating, without interfering with critical operations. The costs associated with this project will also cover training provided to employees so all personnel are familiar with the new equipment and software.

DEPARTMENT: EMERGENCY COMMUNICATIONS

Project: E9-1-1 Center Facility Rehabilitation

Purpose: Public/Employee Safety/Health

Level of Development: Preliminary

Project Description:

The E9-1-1 Center was built in 1991 and has not undergone any significant improvements since then, despite a growth in staff size and specialization, call taking and dispatch activity, and technology systems. This is the first phase of a project that involves engaging the services of an architectural firm to make recommendations and provide cost estimates for replacements/repairs, improvements, and adjustments required to accommodate advancements in technology. This study will also include the former OCSO South Station building which is currently used for storage.

Project Cost Summary:

FUNDING SOURCE:	Pre-2015	2015	2016	2017	2018	2019	2020	6yr Total	Total:
Pay As You Go	0		100					100	100
TOTALS	0		100					100	100

Project Detail and Status:

The first phase of this project will engage the services of an architectural firm to review current operational, administrative, technical support, storage needs, and physical and mechanical condition of the current E9-1-1, and to make recommendations and provide cost estimates for replacements/repairs, improvements, and adjustments required to accommodate advancements in technology. This project will study the current E9-1-1 Center, as well as the former OCSO South Station building.

At this point in time we do not have any estimates on the construction cost; therefore we have not presented them at this time. We believe we will have construction cost estimates in late 2016.

DEPARTMENT: EMERGENCY COMMUNICATIONS

Project: E9-1-1 Main Center HVAC System Replacement

Purpose: Public/Employee Safety/Health

Level of Development: Preliminary

Project Description:

This project will replace the complete E9-1-1 Center's water source heat pump (WSHP) HVAC system with a variable refrigerant flow (VRF) heat pump system. The current WSHP system was installed when the facility was built in 1991 and has reached the end of life. The proposed VRF heat pump system has the lowest life cycle cost for the options considered and will result in an estimated annual energy cost savings of \$19,279.

Project Cost Summary:

FUNDING SOURCE:	Pre-2015	2015	2016	2017	2018	2019	2020	6yr Total	Total:
Borrowing to be Authorized	0	350	2,379					2,729	2,729
TOTALS	0	350	2,379					2,729	2,729

Project Detail and Status:

Engineering services will be sought in early 2015 to provide engineering design and develop a request for proposals (RFP). An RFP will be issued and a contract awarded through the county bid process. The replacement of the heat pumps will be accomplished by the successful bidder in close cooperation with engineers, County Facilities, and E9-1-1 Center staff to ensure that public safety communications operations and systems are not disrupted. Call taking and dispatch areas will moved to the Civic Center back-up site, as necessary, to permit work to be done on heat pumps, ducts and ventilation in operations floor area.

In Fall 2014 we intend to seek legislative authorization for \$350,000 to fund the engineering design.

Countywide Funds

DEPARTMENT: EMERGENCY COMMUNICATIONS

Project: Replacement of Mobile Data Communications Network (MDCN) Infrastructure (NEW)

Purpose: Public/Employee Safety/Health

Level of Development: Preliminary

Project Description:

This project will replace the 800 MHz mobile data communications infrastructure, including fixed base station equipment at radio tower sites and mobile data radio modems in public safety vehicles. The end of life for the current Mobile Data Communications Network is December of 2017.

Project Cost Summary:

FUNDING SOURCE:	Pre-2015	2015	2016	2017	2018	2019	2020	6yr Total	Total:
Borrowing to be Authorized	0			150	6,372			6,522	6,522
TOTALS	0			150	6,372			6,522	6,522

Project Detail and Status:

The NDCN infrastructure will reach its predicted end-of-life in 2017. Taking into account the advances in wireless broadband communications technology and the cost of acquisition and maintenance of proprietary communications infrastructure, the project will determine the most efficient, cost effective, and reliable method of providing data connectivity to emergency responders and implement that solution. This included both data communications hardware as well as encryption software that meet federal CJIS standards for data security and integrity.

DEPARTMENT: EMERGENCY COMMUNICATIONS

Project: Telephone System Replacement/Migration to Next Generation 9-1-1 (NG9-1-1)

Purpose: Public/Employee Safety/Health, Federal/State Mandate

Level of Development: Intermediate

Project Description:

This project will replace the Cassidian VESTA 4x telephone system at both the E9-1-1 main center and back-up site with a system that will allow the department to implement digital Next Generation 9-1-1 (NG911) technologies. The equipment will be at end of life and the vendor, Verizon, has indicated that they will no longer be able to provide call taking components and maintenance of the system.

Project Cost Summary:

FUNDING SOURCE:	Pre-2015	2015	2016	2017	2018	2019	2020	6yr Total	Total:
Borrowing to be Authorized	0						3,182	3,182	3,182
TOTALS	0						3,182	3,182	3,182

Project Detail and Status:

The Cassidian VESTA 4x equipment, both at the main E9-1-1 Center (including Training) and the Civic Center back-up site, will reach end of life in early 2020. The current vendor, Verizon, has advised that it will not lease or maintain call taking equipment. In addition, it will be necessary to migrate from an older, analog based telephone system to Next Generation 9-1-1 (NG9-1-1) technology, which requires the ability to receive and process voice-over-Internet-protocol (VoIP) technology, including text-based messaging, digital images, video, telemetry, and other multimedia directly from persons in need of assistance. The migration to NG9-1-1 technology will be mandated by the Federal Communications Commission (FCC).

DEPARTMENT: EMERGENCY COMMUNICATIONS

Project: Trunked Land Mobile Radio Network Analog Back-up System

Purpose: Public/Employee Safety/Health

Level of Development: Advanced

Project Description:

While there is redundancy in the OCICS digital trunked land mobile radio (TLMR) system, the system does have a single point of failure. A catastrophic failure of the OCICS TLMR would leave critical first responders without radio communications for a period of time. This project will provide an off-network radio repeater solution that will serve to provide basic emergency communications support in the event of a complete TLMR failure. The system would be available on a regular basis for off-network tactical use when there is no emergency.

Project Cost Summary:

FUNDING SOURCE:	Pre-2015	2015	2016	2017	2018	2019	2020	6yr Total	Total:
Borrowing to be Authorized	0		1,000	352				1,352	1,352
TOTALS	0		1,000	352				1,352	1,352

Project Detail and Status:

This project will provide an off-network radio repeater solution that will serve to provide basic emergency communications support in the event of a complete TLMR failure. This will include securing a consultant to plan the back-up radio system to include: system planning and engineering, propagation and tower loading studies, coordination/licensing of UHF frequencies, developing bid specifications for required radio infrastructure and installation/integration services, and to guide installation of the system. The project would also include the purchase of infrastructure equipment (e.g., antennas, feed line/connectors, duplexers, RF filters, repeaters, voted receivers, comparators), installation and integration of equipment, and re-programming of public safety subscriber radios.

We plan to ask for all funding necessary for this project in fall 2015.

DEPARTMENT: FACILITIES MANAGEMENT

Project: Carnegie Library Rehabilitation

Purpose: Reduce Operating Costs/Efficiency, Maintain Existing Investment, Community/Economic Development, Addition Capacity, Other

Level of Development: Advanced

Project Description:

The Carnegie Library Building (circa 1912), is a registered Historical treasure that has been vacant since the Syracuse City School District ceased operating it as a special program location and returned it to Onondaga County. The building underwent a renovation nineteen years ago, in 1994. The county intends to rehabilitate the building by performing renovations that will prepare the building for use.

Project Cost Summary:

FUNDING SOURCE:	Pre-2015	2015	2016	2017	2018	2019	2020	6yr Total	Total:
Borrowing to be Authorized	0	2,200	1,605					3,805	3,805
TOTALS	0	2,200	1,605					3,805	3,805

Project Detail and Status:

OCFM will design and manage this project from concepts that have been developed over the last year. We will undertake a facelift to the finishes, keeping in kind with the historical character of the building. We will deliver open floor office environments for strategic departments we would relocate into this property. We will need to expand on the air conditioner system, the fire protection system, introduce the first complete wireless network, and enhance security. The plan will be designed in-house, saving money and time, and maintaining concept continuity. Structural modifications will not be needed. We intend to start construction in early 2015 and finish in department occupation and services in 2016. Therefore we would like to request the authorization for construction funds in fall 2014.

Countywide Funds

DEPARTMENT: FACILITIES MANAGEMENT

Project: Civic Center Office and Masonry Improvements

Purpose: Public/Employee Safety/Health, Reduce Operating Costs/Efficiency, Maintain Existing Investment, Addition Capacity

Level of Development: Advanced

Project Description:

This ongoing project consists of masonry repairs to the lower brick veneer, concrete stem wall, and columns located in front of the Civic Center, in addition to interior office renovations to multiple floors located in the Civic Center office tower. The project will include new office environments, painting and lighting, carpeting, and HVAC modifications. It will also provide ADA enhancements and incorporate sustainable practices, such as energy reduction and ergonomic planning.

Project Cost Summary:

FUNDING SOURCE:	Pre-2015	2015	2016	2017	2018	2019	2020	6yr Total	Total:
Borrowing to be Authorized	0	880	770	660				2,310	2,310
Authorized Borrowing	2,850							0	2,850
Pay As You Go	400							0	400
TOTALS	3,250	880	770	660				2,310	5,560

Project Detail and Status:

This is an ongoing project. In October 2011 the County Legislature authorized \$2,850,000 and in 2012 appropriated \$400,000 from fund balance to be used on the following scope:

Masonry repair of lower brick veneer eliminated structural issues and potential safety hazards that could occur by bricks falling off the building. It also eliminated water infiltration into basement and subbasement levels. Moisture in the brick veneered columns that has caused lighting fixture failures was also addressed. In 2012 we successfully repointed many areas of brick veneer at ground level. We replaced almost half of the recessed lights in the exterior columns.

Renovations of floors thirteen and fifteen included new office environments, painting and lighting, carpeting and HVAC modifications. The floors were designed with the strategy of open floor planning. This increased operational efficiency for departments located in those spaces and improved air flow, as well as allowed more natural lighting into these spaces.

We are continuing the implementation of this project in 2014. We are in the design phases for floors six and seven and expect to begin construction in early 2015.

OCFM will ask for additional funding in fall 2014 for a continuation in 2015 of space renovations on floors six and seven, as well as renovations in Bureau of Vital Statistics (\$205,000), partial renovations of ninth floor East hosting Health Department (\$128,000), HVAC upgrades, ADA upgrades, and security provisions in floors six, seven, and eight.

DEPARTMENT: FACILITIES MANAGEMENT

Project: Civic Center Re-roof

Purpose: Reduce Operating Costs/Efficiency, Maintain Existing Investment

Level of Development: Intermediate

Project Description:

The roofs on the Civic Center Office Tower are thirty-nine years old and at the end of their expected life. Several incidents of leaks into the IT server room make this project imperative to our asset protection. This project will require a complete re-roofing of all roofs, including replacement of coping covers, pointing of brick veneer at the penthouse, and all associated flashings. We also anticipate improving the thermal insulation value per code, which will offset some of the capital cost with ongoing

Project Cost Summary:

FUNDING SOURCE:	Pre-2015	2015	2016	2017	2018	2019	2020	6yr Total	Total:
Borrowing to be Authorized	0		1,000	1,332				2,332	2,332
Pay As You Go	135							0	135
TOTALS	135		1,000	1,332				2,332	2,467

Project Detail and Status:

The built-up IRMA roofs on the Civic Center Office Tower and theaters are, substantially, the original roofs installed in 1975, making them thirty-nine years old and near the end of their expected life. Some re-work of the flashings on the office towers was done approximately twelve years ago, in association with the installation of the window washing davits, but the majority of the roofing, including all the theater roofing, is original and in need of replacement. Lately, we have experienced acceleration in leak conditions above the IT department. This project will require replacement of all insulation, wood blocking, walk path pavers, stone ballast, coping covers, brick veneer repointing, and associated flashings. An improvement in the thermal insulation value is required by code, which will offset some of the capital cost with ongoing added energy savings.

In fall 2013 we received Legislative approval of \$135,000 to fund the engineering design for this project. We anticipate the engineering design to be completed by the end of 2014. We plan to request Legislative approval for construction funds to replace the office tower roof systems in fall of 2015.

DEPARTMENT: FACILITIES MANAGEMENT

Project: Community Plaza Garage

Purpose: Public/Employee Safety/Health, Maintain Existing Investment

Level of Development: Intermediate

Project Description:

The floor of the Community Plaza parking garage has continued to delaminate as a result of chloride contamination of the steel reinforcing bars in the upper level of the slab. The floor of the garage is, in fact, the foundation for the entire structure, including the plaza above. This project is intended to offer a long-term solution to prolong the life of the garage. The sump covers and trench drains are deteriorated, as well, and in desperate need of replacement.

Project Cost Summary:

FUNDING SOURCE:	Pre-2015	2015	2016	2017	2018	2019	2020	6yr Total	Total:
Authorized Borrowing	250							0	250
Borrowing to be Authorized	0			1,155				1,155	1,155
TOTALS	250			1,155				1,155	1,405

Project Detail and Status:

The garage and plaza were built in 1967 in support of the governmental plaza and the Everson Museum. The garage accommodates approximately one hundred thirty vehicles and the loading dock functions for the museum. It is linked by a tunnel system to the District Heating and Cooling Plant, War Memorial, Court House and the Public Safety Building. The plaza above is a critical plaza park in this area of downtown that hosts numerous civic and cultural events throughout the year.

An earlier engineering study (done in about 2004) recommended overwhelmingly invasive construction efforts that included sophisticated cathodic protection systems. At this time we have a more economical and effective solution than the earlier study.

In 2012 we asked and received legislative approval of \$250,000 to fund the engineering design for this project. This engineering design was completed by the end of 2013. According to this design we will strategically remove the top layer of the deteriorated floor, replace deteriorated reinforcing bars, replace the removed concrete layer and treat the surface with a protective coating. This new solution, recommended by the 2013 design, is bringing the cost down from \$2.85 million to \$1.15 million, which is a reduction of \$1.7 million.

We intend to seek legislative approval for construction funds in September 2016.

Countywide Funds

DEPARTMENT: FACILITIES MANAGEMENT

Project: Courthouse - HVAC Renovations

Purpose: Public/Employee Safety/Health, Reduce Operating Costs/Efficiency, Maintain Existing Investment, Federal/State Mandate

Level of Development: Advanced

Project Description:

This project is designed to address the aging, fifty-plus year old HVAC systems in this important one hundred six year old landmark building. The goal of this project is to extend and improve the mechanical life of the building's infrastructure without the need to displace the critical functions that take place during the renovation process.

Project Cost Summary:

FUNDING SOURCE:	Pre-2015	2015	2016	2017	2018	2019	2020	6yr Total	Total:
Borrowing to be Authorized	0		400	1,000	2,000	3,000	4,000	10,400	10,400
TOTALS	0		400	1,000	2,000	3,000	4,000	10,400	10,400

Project Detail and Status:

The county has completed major spatial and functional changes at the Courthouse in response to the NYS Court Facilities Act. Approximately 40% of the building was renovated with the focus on spatial changes; however, those changes did not address the building's infrastructure needs. Much of the HVAC, electrical switchgear, and electrical distribution systems are in excess of fifty years old. The air handlers and perimeter coil induction units throughout the building are in need of replacement. The pumps and environmental controls are obsolete and also need to be replaced. A comprehensive engineering study of the building's HVAC systems has been completed and will be instrumental in assisting the county to create a plan for the systematic replacement of the HVAC systems without temporarily displacing the functions within the Courthouse.

In fall 2015 we intend to seek legislative approval of \$400,000 to fund the engineering design for this project. We plan to seek legislative approval for construction funds in fall 2016.

Countywide Funds

DEPARTMENT: FACILITIES MANAGEMENT

Project: Downtown Campus Priority Capital Improvements

Purpose: Public/Employee Safety/Health, Reduce Operating Costs/Efficiency, Maintain Existing Investment, Addition Capacity

Level of Development: Advanced

Project Description:

This project will generate improvements in structural integrity, mechanical systems, energy efficiency systems, life/safety issues, office environments, building exteriors, infrastructure, ADA improvements, and security and fire alarm systems of buildings and grounds within the Downtown Campus, as well as providing for the preservation of county assets.

Project Cost Summary:

FUNDING SOURCE:	Pre-2015	2015	2016	2017	2018	2019	2020	6yr Total	Total:
Borrowing to be Authorized	0	445	500	500	500	500	500	2,945	2,945
Pay As You Go	180	200	1,000	1,000	1,000	1,000	1,000	5,300	5,380
Authorized Borrowing	4,860							0	4,860
TOTALS	5,040	645	1,500	1,500	1,500	1,500	1,500	8,245	13,185

Project Detail and Status:

This is an ongoing project. In October 2011 the County Legislature authorized \$3,860,000 to be used in 2012 on the following scope:

CENTER FOR FORENSIC SCIENCES: \$1,200,000 (estimated)

We have completed the following projects: structural masonry repairs and window replacements.

COURTHOUSE: \$50,000

We have completed the design on the Motor Control Center replacement project.

JUSTICE CENTER: \$413,000

We have completed the project to refinish the exterior insulation and finish system. We have completed the kitchen floor and trench drain replacements. We purchased and installed a new industrial dishwasher. We have completed the fire alarm panel and system replacement.

PUBLIC SAFETY BUILDING: \$210,000

We have completed Phase 1 of the Public Safety Building third floor Central Intelligence Division and, as part of Phase 2, have awarded an abatement contract. We have completed renovations on the fourth floor in the Finance and ABC areas, as well as relocation of the records division to the first floor.

SHERIFF'S HEADQUARTERS: \$50,000

We have completed selective abatement, as well as carpet and flooring replacement projects. We have also reconfigured and modified the lobby of this building.

MULTIPLE BUILDINGS/EXTERIOR COMPLEX: \$691,000

We have completed the storefront entries at the Civic Center, Public Safety Building, and Justice Center. We have completed the contract for upgrading the telecom room HVAC at the Civic Center. We have begun various lighting and controller replacements with new LED systems and have upgraded our WAM athletic fitness area.

ED KOCHIAN COUNTY OFFICE BUILDING: \$1,246,000

We have completed the design and received the bids for the abatement and demolition of the first, second, fourth, fifth, and sixth floors. The construction contract was completed. In December 2012 the County Legislature authorized \$1,000,000 in our 2013 budget to continue the improvements.

Countywide Funds

CRIMINAL COURTHOUSE: \$105,000

The elevator shaft pits have buckled under a combination of subgrade hydraulic pressure and structural failure and need to be repaired. Engineering expected early fall 2013.

PUBLIC SAFETY BUILDING: \$210,000

We completed the abatement, encapsulation and renovation on the third floor CID. In addition, the renovation of the 4th floor for Evidence(CSU) was completed.

DH&C PLANT: \$250,000

Replacement of National Grid vaults, which are unsafe and unstable. This project has been delayed until fall of 2013 due to the parking complications from the Justice Center Roof project.

MULTIPLE BUILDINGS/EXTERIOR COMPLEX: \$435,000

Installation of ADA enhancements such as ADA operators for elevator lobby doors (\$160,000) and ADA improvements at the theaters. (\$275,000): Studies and designs have begun, and we expect to begin improvements in fall of 2013. In Fall 2013 the County Legislature authorized \$180,000 in our 2014 budget (par of this amount is contingency account) as pay as go funds.

Some of the funds allocated in years 2015 and beyond will be spent on the following projects, for which we plan to seek legislative authorization in the future years:

ASSET MANAGEMENT SYSTEM: \$650,000

The county has an immediate need to assess benchmark and input data pertaining to the condition of all county's assets. With an Asset Management System, we will have the tools necessary to analyze and review building conditions and systems in order to determine capital planning, prioritize investments, and protect the county's assets.

VARIOUS IMPROVEMENTS IN CIVIC CENTER: \$1,000,000

The main focus of this project is to continue the renovation efforts on the seventh and eighth floors of the Civic Center, which include ADA enhancements and security provisions for employees related to modifications of front entrances, key access doors and surveillances cameras. In addition this project intends to renovate the Onondaga room for the use by the general public, county employees and the theatre patrons.

EVERSON GARAGE/COMMUNITY PLAZA: \$330,000

This sub-project will address the following objects:

- Replacement of Everson Garage fire alarm system. (\$270,000)
- Concrete work on East Garage stairs/entrances, including new bunker glazing and access control. (\$50,000)

MULTIPLE BUILDINGS/EXTERIOR COMPLEX: \$660,000

This sub-project will address the following objects:

- Asbestos removals. We will continue removals and cleanups in various buildings and tunnels. (\$350,000)
- Sidewalk panel replacement, miscellaneous areas (\$50,000)
- Replace and enhance public address systems in compliance with PESH, Codes and Emergency Management reports (\$150,000)
- Repair Terrazzo flooring and drains at Civic Center entries. Replacement of the existing vestibule flooring with Pedigrid systems at entries.(\$110,000)

Countywide Funds

DEPARTMENT: FACILITIES MANAGEMENT

Project: Edward Kochian County Office Building Rehab./Renovation

Purpose: Public/Employee Safety/Health, Reduce Operating Costs/Efficiency, Maintain Existing Investment, Addition Capacity

Level of Development: Advanced

Project Description:

This project entails the continued renovation of the Edward Kochian County Office Building, giving it an extended useful life of forty-five to fifty years with improved fire safety, reduced maintenance, and energy cost savings as a result of complete asbestos abatement, upgrading finishes, mechanical systems, fire protection, lighting, and improved energy management. Three of the eight floors (three, seven, and eight), as well as the basement, have been completed in the past. Renovations are planned to coincide with space availability due to staged renovations within the Civic Center complex. Special attention will be paid to solutions for those with mobility and other unique challenges. Onondaga County is striving to achieve comfortable inclusion for the public we serve and our employees.

Project Cost Summary:

FUNDING SOURCE:	Pre-2015	2015	2016	2017	2018	2019	2020	6yr Total	Total:
Borrowing to be Authorized	0	700						700	700
Pay As You Go	185							0	185
Authorized Borrowing	4,400							0	4,400
TOTALS	4,585	700						700	5,285

Project Detail and Status:

The asbestos abatement in the Edward Kochian County Office Building (County Office Building) was completed in May 2013. As result of this abatement, the basement, first, second, fourth, fifth, and sixth floors as well as seventh and eighth floor lobbies, and the mechanical penthouse are ready for renovation. We completed the renovations of the first and sixth floors in 2014 and this work included upgrades to the bathrooms on these floors. In addition we plan to complete the renovation of the fifth floor in the County Office Building during 2014. This will allow most of the Probation Department to move to the fifth floor before the end of 2014.

We need additional funds in 2015 to continue to carry this project to completion, which means renovations of fourth floor, as well as the elevator lobbies on floors seven and eight, including bathrooms. Once we finish the above renovations we will move the rest of the Probation Department from the sixth floor of the Civic Center to the fourth floor of County Office Building.

The rehabilitation of the County Office Building will include HVAC systems and controlling upgrades, managed electrical service, water use reduction in plumbing, safety and security provisions, audio and visual technologies, lighting enhancement with programmable technology, as well as ergonomics and ADA improvements.

We expect energy use reduction and savings, department staff performance improvements, and increased useful life and security of our asset upon completion of this project.

Countywide Funds

DEPARTMENT: FACILITIES MANAGEMENT

Project: Oncenter Rehabilitations

Purpose: Public/Employee Safety/Health, Reduce Operating Costs/Efficiency, Maintain Existing Investment, Community/Economic Development

Level of Development: Advanced

Project Description:

We propose to replace, rehabilitate and restore various fatigued, out of date and failing systems and components within the Oncenter Building group. This will include, but will not be limited to, theater enhancements of acoustical treatments, ADA upgrades and appurtenances, building systems modifications, lighting replacements insulation replacements and press box renovations.

Project Cost Summary:

FUNDING SOURCE:	Pre-2015	2015	2016	2017	2018	2019	2020	6yr Total	Total:
Authorized Borrowing	1,000	500						500	1,500
Borrowing to be Authorized	0		500	500	500	500		2,000	2,000
State Aid	100							0	100
TOTALS	1,100	500	500	500	500	500		2,500	3,600

Project Detail and Status:

In December 2012, the County Legislature authorized \$1,500,000 for reconstruction/construction of improvements at the Oncenter, including equipment and furnishings, for projects planned in 2013, 2014, and 2015. The following projects have been completed or are planned:

Replaced a part of the Convention Center roof, specifically the lower west side roof over the loading dock (\$153,000). The east side of the lower roof will be replaced at an estimated cost of (\$125,000).

Reinforced and secured Oncenter Garage safety cable fencing (\$78,000).

Planned replacement of dasher boards for ice hockey and indoor soccer events (\$345,000)

Renovations and repairs to door systems:

- State St. door system (\$144,000)
- Harrison St. door system (\$72,000)
- Montgomery St. door system (\$20,000)

Planned replacement of the ballroom lights (\$141,000)

Planned expansion of War Memorial of ice surface (\$500,000)

Planned replacement of War Memorial laundry facility equipment (\$20,000)

With the funds we intend to request for period 2016-2019 we plan to accomplish the following projects:

Wall draperies and acoustical treatments, Crouse Hinds and Carrier Theaters (\$230,000): The Eyebrow project will set in motion enhancements needed to elevate our theaters to the level of performance required to compete in the current market. Existing wall draperies and acoustic panels are not in good condition. The materials are of a generation ago and new technologies offer opportunity to advance on the stage market. Entry doors will be replaced with those meeting new attenuation standards and silent hardware.

Replace the existing marquees with new digital marquees (\$750,000)

Replacement of inefficient high wattage lighting and controlling systems (\$410,000)

Insulation repairs, Convention Center (\$250,000)

We have many areas of disrepair and disturbance, mostly in the mechanical, kitchen, and basement areas. They need to be restored to their original integrity. Leaking condensation is causing damage to assets and the loss of heating and cooling radiating away from our systems is costing money.

Countywide Funds

Metasys system expansion (\$95,000)

We will extend the connections and interface into the DH&C plant where 24/7 monitoring is available. An expansion of network cabling and programming is needed.

Replace two thousand four hundred fifty stackable banquet chairs at Chivari ballroom and other areas complex wide (\$245,000)

DEPARTMENT: FACILITIES MANAGEMENT

Project: Remodeling TA Intake

Purpose: Public/Employee Safety/Health, Reduce Operating Costs/Efficiency, Maintain Existing Investment, Addition Capacity

Level of Development: Advanced

Project Description:

This project will provide for efficiency improvements in the Department of Social Services by renovating the Division of Temporary Assistance Intake - with attention to congestion reduction, staff and public safety, as well as security - to allow for streamlined and effective delivery of services.

Project Cost Summary:

FUNDING SOURCE:	Pre-2015	2015	2016	2017	2018	2019	2020	6yr Total	Total:
Borrowing to be Authorized	0		1,500	1,003				2,503	2,503
Authorized Borrowing	378							0	378
TOTALS	378		1,500	1,003				2,503	2,881

Project Detail and Status:

The rehabilitation will include improved service environments, enhanced video surveillance, duress alarms, security stations, new public address systems, reconfigured client approaches, and progressive stations. The signage will be graphic lighted displays and call up. There will be interpretive language systems. In addition we will enhance access control on doors and barriers, and the new furnishings will be ergonomic, appropriately aligned with the program flow. The building systems will be rehabilitated to include improved, efficient and balanced HVAC, sustainable lighting solutions, and maintenance friendly BMS interfacing. ADA enhancements will include mechanical door operators, selective seating arrangements, comfortable approach, and service stations. We expect that a more comfortable yet durable environment will improve the services to the clients.

The asbestos abatement project in the Edward Kochian County Office Building was completed in May of 2013. Now that this project is completed we will continue with design and a phased construction of this new project.

We received authorization of \$378,000, which will be spent for the study and design for construction. We will have this task completed by December 2014.

We intend to seek authorization for the construction funds in fall of 2015.

Countywide Funds

DEPARTMENT: FINANCE DEPT

Project: Tax Collection and Delinquency Software

Purpose: Reduce Operating Costs/Efficiency

Level of Development: Advanced

Budget Impact: \$120,000

Project Description:

This project will provide for the standardization and modernization of property tax collection software across all taxing jurisdictions (nineteen towns, fifteen villages and twenty-five school districts), along with the modernization of current delinquent tax collection software utilized by Onondaga County Finance Dept. for tax collection and enforcement.

Project Cost Summary:

FUNDING SOURCE:	Pre-2015	2015	2016	2017	2018	2019	2020	6yr Total	Total:
Borrowing to be Authorized	0	600						600	600
TOTALS	0	600						600	600

Project Detail and Status:

The county seeks to standardize and modernize its delinquent tax collection software, as well as the tax collection software systems utilized by the nineteen towns, fifteen villages, and twenty-five school districts for which it guarantees taxes. There are currently several different vendors providing varying levels of services and support. At the end of each collection period a report of paid and unpaid taxes are turned over to the county and are uploaded/entered into the delinquency program so that we can begin to accept payments and enforce collection. These reports are often formatted differently, or in some instances, hand written. In addition, this process relies heavily on the experience, expertise, and technical ability of each individual Tax Collector/Receiver to send accurate and timely information. Standardizing the collection systems will ease this burden and allow the reconciliation process to be automated, while providing the county with a consolidated database throughout the collection period.

We intend to seek legislative authorization to fund this project in Fall 2014

Countywide Funds

DEPARTMENT: OFFICE OF ENVIRONMENT

Project: Ash Tree Management

Purpose: Public/Employee Safety/Health, Reduce Operating Costs/Efficiency, Maintain Existing Investment

Level of Development: Intermediate

Project Description:

Emerald Ash Borer (EAB), an invasive species of beetle that kills ash trees, arrived in the U.S. around 2002 and is spreading across the Country. The beetle is already infesting ash trees in Onondaga County. One in nine trees in Onondaga County is an ash tree.

Onondaga County has developed and is implementing an Emerald Ash Borer (EAB) management strategy in order to minimize the hazard risk to the community, the impact of EAB on county operations and to plan for and minimize EAB costs (tree removal/inoculation, manpower and equipment, disposal and tree replacement). All county-owned ash trees with potential targets in the drop zone (people or physical assets) will need to be removed or inoculated to protect the public, protect assets and reduce

Project Cost Summary:

FUNDING SOURCE:	Pre-2015	2015	2016	2017	2018	2019	2020	6yr Total	Total:
Borrowing to be Authorized	0		1,019	1,199	1,199	1,203	1,203	5,823	5,823
Pay As You Go	250							0	250
TOTALS	250		1,019	1,199	1,199	1,203	1,203	5,823	7,485

Project Detail and Status:

The county owns approximately three hundred parcels of land covering roughly eight thousand acres (including parkland, water supply and wastewater treatment plants, drainage districts, pumping stations, radio towers, and institutional campuses for uses including administration, long term care, correctional facilities, emergency response operations and more) and nearly eight hundred miles of highway rights-of-way. These properties are home to tens of thousands of ash trees.

Steps must be taken by the county to ensure that the threat of harm to humans and/or damage to county-owned property is minimized, that the public cost of managing affected trees on county-owned property is minimized and that overall disruption in the community is minimized (including tree replacement needs). To this end the county has taken the following steps:

- Conducted an inventory of ash trees on county-owned property
- Managing ash trees on county owned properties (treating or removing)
- Helping organize a community-wide task force to coordinate a Community EAB Management Strategy.

The inventory of ash trees (location, size, health, nearby targets) was initiated in 2012 and was completed in 2014. Early management efforts have been aimed at removing priority hazard trees, and damaged trees that are likely to become priority hazard trees in critical areas.

Onondaga County will implement a balanced or “selective” ash tree management strategy. The benefit of this balanced approach is that management of ash trees can be optimized at each location, preserving tree functions where they provide the greatest value, restoring lost canopy over time in other locations, and preemptively removing less valuable trees before they become a safety hazard. The county's program features the following key elements:

- Investment liability
- Preemptive removal of approximately 95% of inventoried ash trees over a period of ten years (a little over forty-four thousand trees).
- Replacement of approximately 10% of removed trees, phased over ten years, primarily in the county's parks, with non-invasive, non-hose tree species (a little over four thousand four hundred replacement trees).

Countywide Funds

Preservation of approximately 5% of inventoried ash trees. These will be carefully chosen, high value ash trees that provide significant amenities for up to twenty-five years (approximately two thousand three hundred ash trees).

To carry out the county's Ash Tree Management Strategy, the County Office of Environment will enter into an Agreement with the Onondaga County Soil & Water Conservation District (SWCD) to prepare bid documents, administer contracts with vendors and to oversee tree removal and replacement. The SWCD will also assist the county with other EAB associated activities such as monitoring for infestations, community outreach and coordination with other municipalities within the county. It is estimated that the cost for the SWCD to provide these services to the county will be \$80,000/year. Though not part of these administrative and oversight costs, it is also expected that the SWCD will be responsible for inoculating trees selected for preservation.

The projected cost to carry out the county's ash tree management strategy over the next twenty-five years is approximately \$13.5 million; \$15.3 million if paid for through the issuance of bonds. In round numbers, estimated ash tree management costs include:

Estimated tree removal costs (over ten years):	\$ 9.6 million
Estimated tree replacement costs (over ten years):	\$ 1.5 million
Estimated tree inoculation costs (over twenty-five years):	\$ 1.6 million
Estimated administrative/oversight costs (over ten years):	\$.8 million
Estimated total cost (over twenty-five years):	\$ 13.5 million
Estimated cost to retire debt if bonds are issued:	\$ 1.8 million
Estimated total cost if bonds are issued:	\$ 15.3 million

DEPARTMENT: PARKS & RECREATION DEPT.

Project: Highland Forest Parking Improvements

Purpose: Public/Employee Safety/Health, Maintain Existing Investment, Community/Economic Development

Level of Development: Intermediate

Project Description:

The Skyline Lodge parking lot will be reconstructed and expanded adding fifty spaces and installing six new parking lot lights.

Project Cost Summary:

FUNDING SOURCE:	Pre-2015	2015	2016	2017	2018	2019	2020	6yr Total	Total:
Borrowing to be Authorized	0		1,000					1,000	1,000
TOTALS	0		1,000					1,000	1,000

Project Detail and Status:

The design for this project was completed in 2012. The Skyline Lodge at Highland Forest has become a major destination for weddings and other events. Highland also offers incredible trails that are ideal for hiking and cross country skiing. Highland Forest has also redirected the entry point to all their trails so they originate from the parking lot/lodge area. These factors have led to an increase in usage in recent years. The current parking lot is not capable of withstanding the increased usage. Additionally, better lighting is necessary for night events.

This project will expand the parking lot space to accommodate events for which the current design is not adequate. The parking lot will transition from an oil and stone surface to an asphalt paved surface for greater durability. In addition, this project will install permanent parking lot lights.

DEPARTMENT: PARKS & RECREATION DEPT.

Project: Onondaga Lake West Shore Revitalization Project

Purpose: Community/Economic Development

Level of Development: Preliminary

Project Description:

The overall focus of this project is to connect communities, rebuild neighborhoods and revitalize Onondaga County's industrial core on the west side of Onondaga Lake, which will ultimately improve the quality of life of all Onondaga County residents. This project proposal is being advanced by the Parks Department but the scope of work will require and involve the cooperation of several other county departments, including the departments of Transportation, Economic Development, and Community Development.

The project will have three main components:

The "Lakeview Amphitheater Facility" which will be an outdoor event complex on County-owned parkland on the western shore of Onondaga Lake, in the Town of Geddes. The entire site will remain under County ownership. This outdoor event center will include an amphitheater with a seating capacity of approximately 17,500 with both covered and lawn seats, a vendor area, recreational trails and amenities. Associated infrastructure will include access roads/driveways and site utilities (power, water, sewer, data/communications and natural gas).

The Bridge Street Gateway Project, which will create a sustainable inventive, functional multi-modal gateway link along Bridge Street and Milton Avenue, connecting the proposed Onondaga Lake West recreational and entertainment facilities with the New York State Fairgrounds and the Village of Solvay.

Solvay/Geddes Revitalization Project, which will further economic opportunity and revitalization in the Village of Solvay, Town of Geddes and surrounding area by investing in residential housing, senior housing, business façade improvements as well as brownfield site remediation.

Project Cost Summary:

FUNDING SOURCE:	Pre-2015	2015	2016	2017	2018	2019	2020	6yr Total	Total:
Pay As You Go	5,500							0	5,500
State Aid	0	30,000						30,000	30,000
Borrowing to be Authorized	0	49,500						49,500	49,500
TOTALS	5,500	79,500						79,500	85,000

Project Detail and Status:

This project is an important component of a significant community revitalization initiative for the western shore of Onondaga Lake, the Village of Solvay and Town of Geddes. The project is being funded through a combination of state grants and county funds received as part of New York State's settlement agreement with Oneida Nation.

Construction will occur in phases and is anticipated to begin in the late fall/winter of 2014 and conclude in the fall of 2015. The Lakeview Amphitheater will be built on park land owned by Onondaga County, and the entire site will remain in public ownership. The Conceptual Design Report was completed in June 2014. The scope of this report was to assess the general feasibility of construction of this large scale outdoor entertainment venue; to provide further definition of the scope and characteristics of the project and to evaluate the project site from an engineering perspective. This report will serve as the blueprint for the county's plans for subsequent phases of the project.

Countywide Funds

DEPARTMENT: PARKS & RECREATION DEPT.

Project: Lights on the Lake Storage Facility

Purpose: Reduce Operating Costs/Efficiency, Addition Capacity, Other

Level of Development: Intermediate

Budget Impact: (\$25,000)

Project Description:

This project seeks to construct a warehouse facility to house the Lights on the Lake show inventory and also provide space in which to work on the light displays.

Project Cost Summary:

FUNDING SOURCE:	Pre-2015	2015	2016	2017	2018	2019	2020	6yr Total	Total:
Borrowing to be Authorized	0		315					315	315
TOTALS	0		315					315	315

Project Detail and Status:

This project provides for the building of a warehouse and workspace for the lighting displays of the Lights on the Lake show. The new building could be located in Long Branch Park, which increases convenience over the current location because it is on site; Parks employees would not have to leave the park to store or work on Lights on the Lake displays. The proposed building is expected to have a useful life of at least thirty years.

Countywide Funds

DEPARTMENT: PARKS & RECREATION DEPT.

Project: Park Buildings

Purpose: Reduce Operating Costs/Efficiency, Maintain Existing Investment, Community/Economic Development, Addition Capacity

Level of Development: Preliminary

Project Description:

This project seeks to replace the existing structures or build new ones to increase the accessibility of the following parks:

- Veterans' Cemetery: Additional equipment storage
- Onondaga Lake Park: Conversion of the concession building

Project Cost Summary:

FUNDING SOURCE:	Pre-2015	2015	2016	2017	2018	2019	2020	6yr Total	Total:
Borrowing to be Authorized	0	0	500					500	500
TOTALS	0	0	500					500	500

Project Detail and Status:

This project has two components:

Veterans' Cemetery Equipment Storage Addition: \$250,000

The Veterans' Cemetery has expanded in size over the years. This has necessitated the use of additional equipment, such as mowers, tractors, utility vehicles, and backhoes. The storage garage no longer has adequate space for the additional equipment.

Onondaga Lake Park Concession Stand Building Conversion: \$250,000

On the north side of Onondaga Lake Park near Long Branch Road is a Parks building that was used to house food concessions, a bicycle rental, and restroom facilities. Concessions and the bicycle rental have been relocated to the Griffin Visitor Center area of the park. This proposal is to convert the empty building into a reserved tent/picnic area.

Shelters are a consistent revenue generator in Onondaga County Parks. The shelters at Onondaga Lake Park have the highest usage in the park system. During the summer months it is not uncommon to have every available shelter rented for picnics/events. An additional rental shelter would lead to additional revenue and also provide extra space for residents to enjoy the park. The location would be very desirable because it is more private, has attached restrooms, is closer to the water than other shelters and has a parking lot directly adjacent.

DEPARTMENT: PARKS & RECREATION DEPT.

Project: Park Improvements/Willow Bay

Purpose: Maintain Existing Investment, Community/Economic Development

Level of Development: Preliminary

Project Description:

In 2012, the Onondaga County Parks Department invested limited resources in developing a preliminary plan for improvements to the Willow Bay area of Onondaga Lake Park. This preliminary investigation led to the determination that the Willow Bay area could benefit from significant capital improvements as attendance at Onondaga Lake grows and the cleanup of Onondaga Lake progresses into its final phases.

Project Cost Summary:

FUNDING SOURCE:	Pre-2015	2015	2016	2017	2018	2019	2020	6yr Total	Total:
Borrowing to be Authorized	0	0	200	1,300	1,200			2,700	2,700
TOTALS	0	0	200	1,300	1,200			2,700	2,700

Project Detail and Status:

This project builds upon investments made in 2012 to improve trails, parking facilities, and ADA access within Onondaga Lake Park.

Preliminary investigations funded in 2012 of the various picnic shelters, parking facilities, and trails within the Willow Bay area of Onondaga Lake Park have indicated the need for investment in aging facilities and substandard parking facilities that no longer meet the demands of Onondaga Lake Park’s visitors. Parking facilities require modernization and improvement, picnic pavilions need full replacement, and aged trail systems need to be removed and/or repaired.

Moreover, as Onondaga Lake continues to recover from its industrial past, Willow Bay is viewed as a potential area for a public swimming beach. These improvements will help to advance that long-term objective by ensuring that the trails, pavilions and parking facilities are up to modern standards for a public bathing beach.

Countywide Funds

DEPARTMENT: PARKS & RECREATION DEPT.

Project: Park Roads, Parking Areas, and Trail Paving

Purpose: Maintain Existing Investment, Community/Economic Development

Level of Development: Preliminary

Project Description:

This project proposes constructing, reconstructing and/or resurfacing of park roads, trails and parking lots, that have not been addressed in recent Parks Capital Projects or Loop the Lake project.

Project Cost Summary:

FUNDING SOURCE:	Pre-2015	2015	2016	2017	2018	2019	2020	6yr Total	Total:
Borrowing to be Authorized	0		350	500	500	500	500	2,350	2,350
Authorized Borrowing	5,465	0						0	5,465
TOTALS	5,465	0	350	500	500	500	500	2,350	8,315

Project Detail and Status:

The Onondaga County Parks system is one of the finest in the country. Residents and visitors alike are impressed and complimentary about the high quality product we offer. We have become a destination for recreational activity twelve months a year. In recent years, the Onondaga County Legislature has authorized funding for the purpose of improving parks roads, parking lots, and trails in the County Parks system. This funding has been used to seal and resurface roads at the Veteran's Cemetery, replace a deteriorating boardwalk and resurface a parking lot at Beaver Lake, install a culvert pipe at Jamesville Beach, repair masonry at the Salt Museum and much more.

A plan to upgrade, refurbish, and renovate Beaver Lake Nature Center will be ready for bid in Spring 2015. Following the successful addition of 2.5 miles to the West Shore Trail, we are exploring the next phase to Loop the Lake. Today you can park at the Griffin Visitor's Center and follow the trail to the State Fairgrounds. Future plans are being created that will extend from the Fairgrounds to the Onondaga Creekwalk.

Keeping our reputation as a world class park system requires innovative ideas and attention to details. The purpose of the future funding is to invest in the Parks infrastructure so that it is maintained at a high level. With over three million visitors a year we must ensure our roads, parking lots and trails receive adequate repair and maintenance.

Countywide Funds

DEPARTMENT: SHERIFF POLICE/CIVIL

Project: Special Operations Facility Renovation (NEW)

Purpose: Public/Employee Safety/Health, Maintain Existing Investment, Addition Capacity

Level of Development: Intermediate

Project Description:

This project will renovate the Sheriff's special operations facility, which houses the Sheriff's Office Special Enforcement Section. This section is made up of Aviation, Navigation, K-9, Snowmobile, Underwater Search & Recovery, Hazardous Device Disposal, SWAT, Firearms Training and the Armorer. The building serves as the base of operation for these units and houses a variety of Sheriff's Office vehicles and equipment. This project will also provide for additional space to consolidate the property and evidence facility and provide space for an impound lot.

Project Cost Summary:

FUNDING SOURCE:	Pre-2015	2015	2016	2017	2018	2019	2020	6yr Total	Total:
Borrowing to be Authorized	0		3,350					3,350	3,350
Authorized Borrowing	400							0	400
TOTALS	400		3,350					3,350	3,750

Project Detail and Status:

The special operations facility is a pre-engineered metal building, originally constructed to house aircraft and related equipment. It is estimated that the Sheriff's Office special operations facility was constructed in the 1960's with one renovation completed in 1980. Almost all of the major components of the building have outlived their normal service lives and are in need of replacement.

In addition to the above items, the facility is currently lacking sufficient vehicle storage space in the hangar area. Additional vehicle and equipment storage space is necessary to meet the storage needs.

The current conditions at the property and evidence facility create a hazardous working environment for employees and other users of the facility. The facility is also running out of space. The future goal is to have a consolidated Sheriff's, City Police, towns and villages property and evidence facility. One possible solution of addressing these needs might be to construct a new combined special operations and property and evidence facility. Costs and scope of this project have yet to be determined and an engineering study is being done to determine the costs.

Countywide Funds

DEPARTMENT: SHERIFF CUSTODY

Project: Behavioral Health Unit at the Justice Center

Purpose: Public/Employee Safety/Health, Maintain Existing Investment, Federal/State Mandate, Addition Capacity, Other

Level of Development: Preliminary

Budget Impact: (\$2,643,500)

Project Description:

This project is to build a new behavioral health unit (one floor only) at the site of the fourth tower at the Onondaga County Justice Center. This unit would create space to house approximately one hundred inmates and would include a constant supervision that would enable assigned officers to observe between three and five inmates at a time, thereby reducing the overtime cost. This unit will allow for more consistent and appropriate care of inmates with identified behavioral health challenges.

Project Cost Summary:

FUNDING SOURCE:	Pre-2015	2015	2016	2017	2018	2019	2020	6yr Total	Total:
Authorized Borrowing	500							0	500
Borrowing to be Authorized	0		10,000					10,000	10,000
TOTALS	500		10,000					10,000	10,500

Project Detail and Status:

With the high cost associated with constant watch inmates, the Sheriff's Office proposes the construction of a new behavioral health unit at the Patrick J. Corbett Onondaga County Justice Center. The project would include the addition of approximately one hundred bed spaces, a constant supervision area where one deputy can watch between three and five inmates simultaneously, and program and administrative space necessary to accommodate the needs of the jail population.

In the last twenty-five to thirty years, the local inmate population has continued to increase. In 1983, the average combined daily population at the Justice Center and at the Onondaga County Correctional Facility (OCCF) was approximately three hundred seventy-two inmates. By 2011 that number was one thousand one hundred two – an increase of 196% from the 1983 level. This represents an increase of approximately 4.2% each year. The addition of these one hundred beds will help alleviate this increase in Justice Center population.

Another consideration is the overtime cost associated with inmates who are placed on constant supervision detail (suicide watch). In 2011, the Justice Center averaged 8.9 such inmates per day. The current behavioral unit allows a deputy to watch only one or two inmates on constant watch at a time. In 2011, there were an average of 4.9 constant watch posts per day - most of which were filled with deputies working on overtime. Salary and fringe costs associated with such overtime were in excess of \$1.7 million. A mental health unit constructed with such constant supervision details in mind would enable each deputy to watch four or five inmates at a time. The result would be that salary and fringe costs associated with constant watch overtime could potentially be reduced by half - saving the county about \$850,000 annually.

If population trends continue, even considering the additional staff needed to supervise the new space and the cost of paying off the debt of the project; the county can conservatively save over \$2 million per year if the new jail space were constructed and operational by 2016.

Countywide Funds

DEPARTMENT: ONONDAGA COMMUNITY COLLEGE

Project: Allyn Hall Upgrades and Improvements

Purpose: Reduce Operating Costs/Efficiency, Maintain Existing Investment

Level of Development: Preliminary

Project Description:

Complete the renovation of Allyn Hall.

Project Cost Summary:

FUNDING SOURCE:	Pre-2015	2015	2016	2017	2018	2019	2020	6yr Total	Total:
State Aid	0		1,471					1,471	1,471
Borrowing to be Authorized	0		1,500					1,500	1,500
TOTALS	0		2,971					2,971	2,971

Project Detail and Status:

This project will complete the renovation of Allyn Hall including updating the existing locker rooms and restroom facilities, upgrading of the HVAC system, installation of sprinklers, and an expansion of the training room facilities.

Countywide Funds

DEPARTMENT: ONONDAGA COMMUNITY COLLEGE

Project: Completion of Renovation of Ferrante Hall

Purpose: Reduce Operating Costs/Efficiency, Maintain Existing Investment

Level of Development: Preliminary

Project Description:

Complete the renovation of Ferrante Hall.

Project Cost Summary:

FUNDING SOURCE:	Pre-2015	2015	2016	2017	2018	2019	2020	6yr Total	Total:
State Aid	0		8,800					8,800	8,800
Borrowing to be Authorized	0		8,800					8,800	8,800
TOTALS	0		17,600					17,600	17,600

Project Detail and Status:

This project will complete the renovation of Ferrante Hall. The renovation will include the Nursing Department area on the first floor of Ferrante Hall and sprinkler installations in various areas of the building that currently are not equipped with sprinklers. In addition, a new Nursing program entrance will be constructed increasing access to the space.

Countywide Funds

DEPARTMENT: ONONDAGA COMMUNITY COLLEGE

Project: Coulter Library Building Renovation

Purpose: Reduce Operating Costs/Efficiency, Maintain Existing Investment

Level of Development: Preliminary

Project Description:

Comprehensive renovation of the Coulter Library Building.

Project Cost Summary:

FUNDING SOURCE:	Pre-2015	2015	2016	2017	2018	2019	2020	6yr Total	Total:
State Aid	0		7,500					7,500	7,500
Borrowing to be Authorized	0		7,500					7,500	7,500
TOTALS	0		15,000					15,000	15,000

Project Detail and Status:

Comprehensive renovation of the Coulter Library Building in accordance with the recommendations received from the Library Program Study conducted in 2012.

Countywide Funds

DEPARTMENT: ONONDAGA COMMUNITY COLLEGE

Project: Elevator Replacement and Upgrades/ Protection of the Campus E-mail and Phone Servers

Purpose: Reduce Operating Costs/Efficiency, Maintain Existing Investment

Level of Development: Preliminary

Project Description:

Replace outdated elevators along with upgrading the College's e-mail and Phone servers.

Project Cost Summary:

FUNDING SOURCE:	Pre-2015	2015	2016	2017	2018	2019	2020	6yr Total	Total:
State Aid	0				3,221			3,221	3,221
Borrowing to be Authorized	0				3,286			3,286	3,286
TOTALS	0				6,507			6,507	6,507

Project Detail and Status:

Replace existing elevators with new, energy efficient units. Upgrade and enhance the software protection associated with College's e-mail and Phone servers currently housed in the Mawhinney Hall basement.

DEPARTMENT: ONONDAGA COMMUNITY COLLEGE

Project: Infrastructure - Campus Wide

Purpose: Public/Employee Safety/Health, Reduce Operating Costs/Efficiency, Maintain Existing Investment

Level of Development: Preliminary

Project Description:

Various campus wide infrastructure enhancements.

Project Cost Summary:

FUNDING SOURCE:	Pre-2015	2015	2016	2017	2018	2019	2020	6yr Total	Total:
State Aid	0				6,660			6,660	6,660
Borrowing to be Authorized	0				6,673			6,673	6,673
TOTALS	0				13,333			13,333	13,333

Project Detail and Status:

Provide for the addition and enhancement to various campus infrastructure items including the installation of a centralized emergency generator, installation of building kiosk system, update HVAC controls, campus lighting, technology upgrades, building access controls, and other various capital investment maintenance items.

Countywide Funds

DEPARTMENT: ONONDAGA COMMUNITY COLLEGE

Project: Site Improvements

Purpose: Public/Employee Safety/Health, Reduce Operating Costs/Efficiency, Maintain Existing Investment

Level of Development: Preliminary

Project Description:

Various campus site improvements and projects.

Project Cost Summary:

FUNDING SOURCE:	Pre-2015	2015	2016	2017	2018	2019	2020	6yr Total	Total:
State Aid	0					2,111		2,111	2,111
Borrowing to be Authorized	0					2,153		2,153	2,153
TOTALS	0					4,264		4,264	4,264

Project Detail and Status:

Various campus site improvements and projects including: outdoor campus spaces, development of the overlook parking lot and upgrading the northeast part of campus.

DEPARTMENT: ONONDAGA COMMUNITY COLLEGE

Project: Student Center Renovation and Redesign

Purpose: Reduce Operating Costs/Efficiency, Maintain Existing Investment

Level of Development: Preliminary

Project Description:

Redesign and renovate the Gordon Student Center to optimize space and enhance the delivery of services to Onondaga students.

Project Cost Summary:

FUNDING SOURCE:	Pre-2015	2015	2016	2017	2018	2019	2020	6yr Total	Total:
State Aid	0			3,603				3,603	3,603
Borrowing to be Authorized	0			3,675				3,675	3,675
TOTALS	0			7,278				7,278	7,278

Project Detail and Status:

The west wing of the building, along with the lower level of the building needs to be redesigned and renovated. Construction of a southern facing connecting corridor to enhance the usability of the building and facilitate traffic flow through the building will be necessary. In addition, various critical maintenance items (eg. Roof) will be addressed during this renovation.

Countywide Funds

DEPARTMENT: TRANSPORTATION

Project: Bituminous Surface Treatment

Purpose: Public/Employee Safety/Health, Reduce Operating Costs/Efficiency, Maintain Existing Investment

Level of Development: Ongoing

Project Description:

This project provides for the treatment of county highways with a bituminous surface treatment to prolong the life of the wearing surface.

Project Cost Summary:

FUNDING SOURCE:	2014	2015	2016	2017	2018	2019	2020	6yr Total	Total:
State Aid	450	450	450	450	450	450	450	2,700	3,150
Authorized Borrowing								0	0
Pay As You Go	0	75	160	210	210	190	190	1,035	1,035
TOTALS	450	525	610	660	660	640	640	3,735	4,185

Project Detail and Status:

The bituminous surface treatment program is designed to protect 375 centerline miles of the low volume county cold mix highway system. The program's focus is to preserve the cold mix roads using a data driven, system-wide decision making approach. Consistent with the New York State Department of Transportation's Forward Four Guiding Principles, a "preservation first" strategy is being implemented as part of this capital plan to keep good cold mix roads in acceptable condition in order to realize a lower-cost preservation cycle, as opposed to using a "worst first" approach.

This process seals the surface of low volume highways while enhancing the traction and stopping abilities of the wearing surface, thereby reducing the county's liability.

Pavement ratings and traffic volumes will be used as a basis in the selection of the needed highway work. In addition, the importance of each highway as it relates to the overall transportation system will be considered as well.

Countywide Funds

DEPARTMENT: TRANSPORTATION

Project: Bridges

Purpose: Public/Employee Safety/Health, Reduce Operating Costs/Efficiency, Maintain Existing Investment, Federal/State Mandate, Community/Economic Development

Level of Development: Ongoing

Project Description:

This program addresses the maintenance and repair of bridges within the county highway system.

Project Cost Summary:

FUNDING SOURCE:	2014	2015	2016	2017	2018	2019	2020	6yr Total	Total:
Federal Aid	1280	3,876	6,460	2,240				12,576	13,856
Borrowing to be Authorized		840	880	930	570	560	570	4,350	4,350
Pay As You Go	175	175	185	195	607	634	636	2,432	2,607
State Aid	30	618	1,212	420				2,250	2,280
Authorized Borrowing	800							0	800
TOTALS	2,285	5,509	8,737	3,785	1,177	1,194	1,206	21,608	23,893

Project Detail and Status:

The Department of Transportation operates an ongoing bridge construction program, using Department forces, to maintain the two hundred ten bridges within the county highway system in a safe and acceptable condition. Site selection is determined through inspection results. Contract forces, frequently with State and Federal aid, undertake larger projects.

The New York State Department of Transportation conducts an annual inspection of all bridges in the State with a span of twenty feet or greater. Each bridge receives a condition rating based on a scale of zero to seven. The Onondaga County Department of Transportation's goal is to raise the average condition rating of its bridges to over five. The increased annual funding of this project reflects the Department's efforts to meet this goal.

Countywide Funds

DEPARTMENT: TRANSPORTATION

Project: Capital Highway Construction

Purpose: Public/Employee Safety/Health, Reduce Operating Costs/Efficiency, Maintain Existing Investment, Community/Economic Development, Maximize Outside Funding

Level of Development: Ongoing

Project Description:

This project involves construction of major highway improvements.

Project Cost Summary:

FUNDING SOURCE:	2014	2015	2016	2017	2018	2019	2020	6yr Total	Total:
Borrowing to be Authorized		1,810	2,300	1,500	1,500	1,500	1,500	10,110	10,110
State Aid	38	738	488	2,453				3,679	3,717
Federal Aid	2864	4,560	2,872	13,080				20,512	23,376
Authorized Borrowing	3369							0	3,369
TOTALS	6,271	7,108	5,660	17,033	1,500	1,500	1,500	34,301	40,572

Project Detail and Status:

This project encompasses major highway improvements as follows:

Traffic Capacity - includes improvements to signalization, grading and alignment, using designs based on a projection of traffic volumes twenty years in the future.

Accident Reduction - using NYS "Accident Location Information System" (ALIS) accident rate reports, improvements to pavement quality, highway geometrics, road shoulders, turning lanes, traffic control devices, guide rail, and the elimination of roadside hazards, are made in an effort to reduce the accident rate in identified areas.

Green Infrastructure - Projects under this category would utilize means and methods of green infrastructure to encourage the retention and infiltration of storm water runoff.

Maintenance Costs - improvements such as full depth replacement of the pavement, paved shoulders, improved drainage, and provisions for sub base drainage are made to extend the pavement life of highways rapidly deteriorating due to high volume traffic.

Right of Way Acquisitions - purchase of needed Rights of Way necessary to complete the programmed projects.

Individual highway projects are at various stages of development. Due to the severely rising costs of construction and the need to maintain an even flow of funding some projects have been funded over multiple years. The schedule is as follows:

Electronics Parkway Design - This project, in the Town of Salina, will repair Electronics Parkway, C.R. No. 45, from Seventh North Street to Limestone Drive, a distance of 0.48 miles and will replace flush concrete islands with structures to capture pavement runoff and modify drainage along the highway to improve water quality which presently flows to a tributary of Bloody Brook which flows directly to Onondaga Lake. Design will be completed in 2014 and construction will be completed in 2016 with a combination of county and contract forces.

Soule Road - This project begins at the intersection Old Route 57 and proceeds easterly to NYS Route 481, a distance of 1.40 miles. The project will rehabilitate pavement, shoulders and drainage to improve safety and reduce maintenance costs. It is anticipated that a shared two way left turn lane will be necessary to improve the mobility and safety of this heavily congested corridor. Funding from 2018 through 2020 will be necessary to complete this project.

Traffic Signs Upgrades – This project is intended to replace roadway traffic regulatory, guide, and warning signs in the county in order to meet current reflectivity standards as promulgated by the Federal Highway Administration. Funding from 2015 through 2018 will be necessary to complete this project.

Countywide Funds

Funding scheduled in 2020 and beyond will be used to progress projects including the 7th North Street at Buckley Road intersection, Jones Road from NYS Route 48 to NYS Route 690 as well as Warners Road from Brickyard Road to NYS Route 31.

Locally Administered, Federally Aided Highway and Bridge Construction projects have been funded as part of this plan. Projects include Allen Road Paving, Bridge Maintenance Phase I, Bridge Painting, Bridge Maintenance Phase II, Benson Road over Dutch Hollow Brook, Electronics Parkway / Henry Clay Signal Interconnect, Morgan Road at Verplanck Road Intersection Safety Improvement, and capital paving improvement projects for Buckley Road, West Taft Road, and Old Route 57.

Countywide Funds

DEPARTMENT: TRANSPORTATION

Project: Caughdenoy Road / NYS Route 31 Road Improvements

Purpose: Public/Employee Safety/Health, Reduce Operating Costs/Efficiency, Maintain Existing Investment, Community/Economic Development, Maximize Outside Funding, Addition Capacity

Level of Development: Preliminary

Project Description:

This project will improve Caughdenoy Road from NYS Route 31 to 0.61 miles north in conjunction with the Clay Business Park Development. The intersection of NYS Route 31 and Caughdenoy Road will also be improved.

Project Cost Summary:

FUNDING SOURCE:	Pre-2015	2015	2016	2017	2018	2019	2020	6yr Total	Total:
Authorized Borrowing	530							0	530
Borrowing to be Authorized	0		4,120					4,120	4,120
TOTALS	530		4,120					4,120	4,650

Project Detail and Status:

The scope of this project is to replace the existing two lane Caughdenoy Road with a three lane section from NYS Route 31 to the railroad crossing 0.61 miles north in conjunction with the development of the Clay Business Park. As part of the project, the Caughdenoy/Route 31 intersection will be improved by adding dedicated left turn lanes on all legs and the addition of a new three colored traffic signal, and the railroad crossing itself will be replaced. The funding for engineering design of this project was authorized by Resolution No. 165, dated November 9, 2012. The construction, by contract forces, is anticipated to start in 2015 and be completed in 2016.

Countywide Funds

DEPARTMENT: TRANSPORTATION

Project: Cold Mix Bituminous Paving

Purpose: Public/Employee Safety/Health, Reduce Operating Costs/Efficiency, Maintain Existing Investment

Level of Development: Ongoing

Project Description:

This project entails the repaving of the three hundred seventy-five miles of secondary county roads on a rotating basis.

Project Cost Summary:

FUNDING SOURCE:	2014	2015	2016	2017	2018	2019	2020	6yr Total	Total:
Prior Year Funding	400							0	400
Borrowing to be Authorized		1,240	1,250	330	0	0		2,820	2,820
Pay As You Go	350	275	950	2,005	2,260	2,161	2,160	9,811	10,161
State Aid	1590	1,790	1,640	1,640	1,640	1,690	1,690	10,090	11,680
Authorized Borrowing	820							0	820
TOTALS	3,160	3,305	3,840	3,975	3,900	3,851	3,850	22,721	25,881

Project Detail and Status:

The cold mix bituminous paving program is designed to maintain three hundred seventy-five centerline miles of the low volume county cold mix highway system. The cold mix bituminous pavement is laid with a paving machine, and then surface treatment is applied.

The program's focus is to preserve the cold mix roads using a data driven, system-wide decision making approach. Consistent with the New York State Department of Transportation's Forward Four Guiding Principles, a "preservation first" strategy is being implemented as part of this capital plan to keep good cold mix roads in acceptable condition in order to realize a lower-cost preservation cycle, as opposed to using a "worst first" approach.

Pavement ratings and traffic volumes will be used as a basis in the selection of the needed highway work. In addition, the importance of each highway as it relates to the overall transportation system will be considered as well.

Countywide Funds

DEPARTMENT: TRANSPORTATION

Project: Guide Rail

Purpose: Public/Employee Safety/Health, Maintain Existing Investment

Level of Development: Ongoing

Project Description:

This program involves the installation of guide rail at various locations on county highways.

Project Cost Summary:

FUNDING SOURCE:	2014	2015	2016	2017	2018	2019	2020	6yr Total	Total:
Pay As You Go	475	475	487	499	512	524	524	3,021	3,496
TOTALS	475	475	487	499	512	524	524	3,021	3,496

Project Detail and Status:

Guide rail has been used extensively in the last thirty years as a means to protect the traveling public from roadside hazards. This program is an ongoing annual program that will upgrade existing guide rail and provide for the installation of new guide rail at various locations on county highways to improve safety and reduce liability where roadside hazards are impossible or too costly to eliminate. Costs for guide rail replacement have increased since the New York State Department of Transportation now requires the usage of box beam type of guide rail. Costs shown reflect the additional cost to upgrade existing "W" beam rail with "box beam" rail, in addition to the rapidly rising cost of steel.

Countywide Funds

DEPARTMENT: TRANSPORTATION

Project: Repaving Program (Hot Mix Bituminous)

Purpose: Public/Employee Safety/Health, Reduce Operating Costs/Efficiency, Maintain Existing Investment, Community/Economic Development, Maximize Outside Funding

Level of Development: Ongoing

Project Description:

This program provides for the repaving of major, high volume county roads to maintain our investment in the transportation system.

Project Cost Summary:

FUNDING SOURCE:	2014	2015	2016	2017	2018	2019	2020	6yr Total	Total:
State Aid	3400	3,400	3,550	3,550	3,550	3,500	3,500	21,050	24,450
Pay As You Go		0	1,318	2,271	3,651	3,551	3,550	14,341	14,341
Borrowing to be Authorized		2,600	2,050	1,520	0	0	0	6,170	6,170
Prior Year Funding	600							0	600
Authorized Borrowing	1711							0	1,711
TOTALS	5,711	6,000	6,918	7,341	7,201	7,051	7,050	41,561	47,272

Project Detail and Status:

This ongoing bituminous hot mix program, which began in 1978, is designed to protect the county's investment in four hundred twenty-eight centerline miles, equating to four hundred seventy-seven two lane equivalent highway miles of higher-type roads.

The program's focus is to preserve the hot mix roads using a data driven, system-wide decision making approach. Consistent with the New York State Department of Transportation's Forward Four Guiding Principles, a "preservation first" strategy is being implemented as part of this capital plan to keep good hot mix roads in acceptable condition in order to realize a lower-cost preservation cycle, as opposed to using a "worst first" approach.

Pavement ratings and traffic volumes will be used as a basis in the selection of the needed highway work. In addition, the importance of each highway as it relates to the overall transportation system will be considered as well.

Countywide Funds

DEPARTMENT: TRANSPORTATION

Project: Replacement of North Area and Camillus Highway Maintenance Facilities

Purpose: Public/Employee Safety/Health, Reduce Operating Costs/Efficiency

Level of Development: Intermediate

Budget Impact: (\$196,454)

Project Description:

This project replaces the Department of Transportation's aging North Area and Camillus maintenance facilities with a new facility centrally located in the northern half of Onondaga County.

Project Cost Summary:

FUNDING SOURCE:	Pre-2015	2015	2016	2017	2018	2019	2020	6yr Total	Total:
Borrowing to be Authorized	0		12,168	4,774				16,942	16,942
Authorized Borrowing	2,124							0	2,124
TOTALS	2,124		12,168	4,774				16,942	19,066

Project Detail and Status:

The Department of Transportation's current North Area and Camillus maintenance facilities were both built in the 1960s. Neither site was designed or intended to be a highway maintenance facility. The North Area facility was originally a United Parcel Service distribution center, and the Camillus facility was built to serve as a small airport. The current layout and condition of the facilities result in significant operating inefficiencies and costs. There is a critical need for major structural renovations to both facilities. Current design and construction estimates for rehabilitation of both facilities range from \$24 million to \$33 million. A renovation of the existing buildings will not change the inefficient layout.

This capital project proposes to consolidate two facilities into one building. This new facility will provide for a more appropriate setting for Department of Transportation operations and will increase the Department's effectiveness. Available vacant, industrially zoned land in the Town of Clay was identified as the most suitable location for the new facility and was acquired in 2009.

Preliminary studies have been made to compare the construction and life cycle costs of replacement versus renovation for the two facilities with replacement being the preferred alternative. The county completed schematic design in 2012. Full design is anticipated to be completed in 2014 and construction to begin in 2015. Completion of the project is expected by fall of 2017.

DEPARTMENT: TRANSPORTATION

Project: Testing, Drainage and Facilities Repair

Purpose: Public/Employee Safety/Health, Reduce Operating Costs/Efficiency, Maintain Existing Investment

Level of Development: Ongoing

Project Description:

This project provides support programs for the Department of Transportation's Annual Work Plan.

Project Cost Summary:

FUNDING SOURCE:	2014	2015	2016	2017	2018	2019	2020	6yr Total	Total:
Pay As You Go	500	500	600	720	860	1,040	1,040	4,760	5,260
TOTALS	500	500	600	720	860	1,040	1,040	4,760	5,260

Project Detail and Status:

The Department of Transportation operates and maintains ongoing Testing, Drainage and Facilities Repair programs to support our Annual Highway Work Plan and maintain the county highway system in a safe, acceptable and reliable condition. The testing program provides funds to continue our Pavement Management System, allowing us to prepare and prioritize our highways for Hot and Cold Mix Paving and Surface Treatment applications. The drainage project covers drainage repairs that need to be made in advance of the maintenance paving programs in order to perform these operations in a cost effective manner. The facilities repair project allows us to make repairs and perform maintenance to our four maintenance facilities not provided for in the annual budget.

Countywide Funds

DEPARTMENT: TRANSPORTATION

Project: Traffic Systems Management

Purpose: Public/Employee Safety/Health, Reduce Operating Costs/Efficiency, Maintain Existing Investment

Level of Development: Ongoing

Project Description:

This program addresses Traffic System improvements on county highways.

Project Cost Summary:

FUNDING SOURCE:	2014	2015	2016	2017	2018	2019	2020	6yr Total	Total:
Borrowing to be Authorized		310	320	320	330	340	330	1,950	1,950
Authorized Borrowing	100							0	100
TOTALS	100	310	320	320	330	340	330	1,950	2,050

Project Detail and Status:

This program provides funds to upgrade various county highway intersections to improve traffic flow and safety. Highway capacity and safety can be increased at minimal cost on many county roads through intersection improvements. These projects are identified through our ongoing traffic count program, or through the use of the Accident Location Information System (ALIS). Types of work included in this classification are:

Traffic signal installation or modification.

Addition of turning lanes at an intersection.

Complete intersection reconstruction including signals, adequate lanes, paving, striping, roadside hazard elimination, etc.

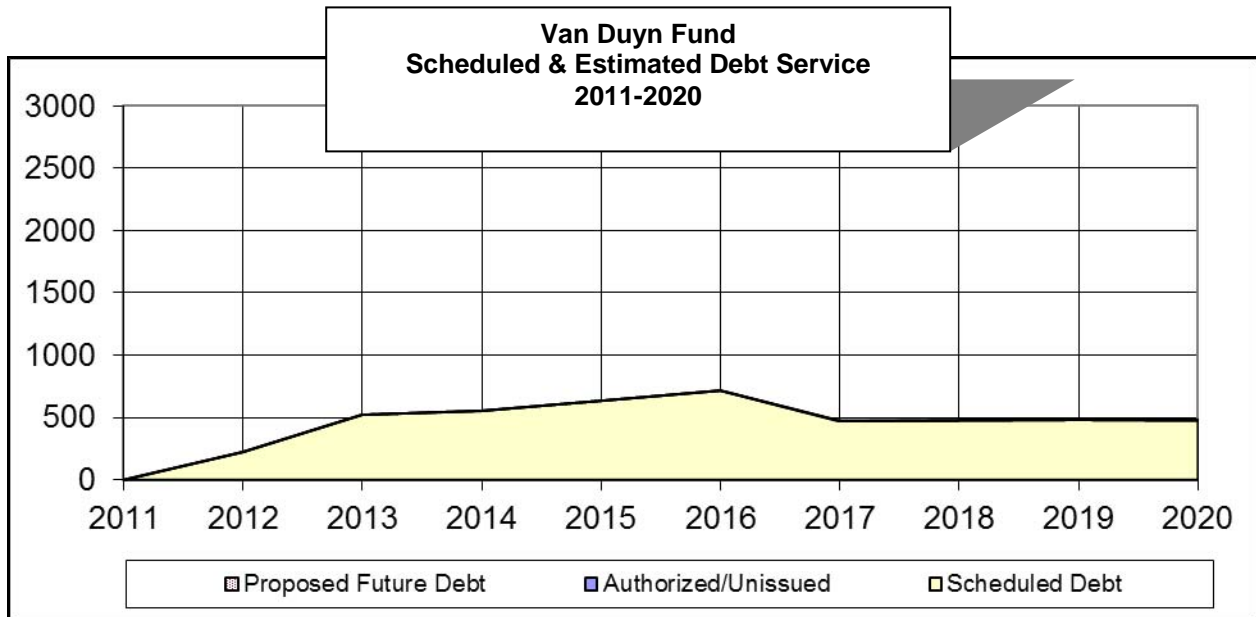
The Department is constantly working to acquire federal and state funds to supplement this program.

SPECIAL FUNDS

This section presents proposed and authorized projects in the special funds category. Those funds are the Van Duyn Fund, and the special district funds, which include the Water Fund and the Sewer Fund. The operations in Water and Sewer funds are financed in whole by the revenues in those funds, including the financing of capital projects. A brief description of each fund and its operational purpose, as well as the capital project activity and financing information follows.

Van Duyn Extended Care Fund

For the CIP 2015-2020 there are no proposed capital projects under Van Duyn Fund. There is only some scheduled debt that is left to be paid and will be paid by 2023



Special Funds

**Van Duyn Fund
Debt Service Summary**

<i>Payments in (\$000's)</i>	2010	2011	2012	2013	2014	2015	2016	2017
Principal & Interest <u>Scheduled Debt</u>	0	223	522	554	634	716	473	475
<u>Estimated Debt</u>								
<i>Authorized & Unissued</i>	0	0	0	0	0	0	0	0
<i>Proposed Future Debt</i>								
Total	0	223	522	554	634	716	473	475

	2018	2019	2020	2021	2022	2023	2024	2025
Principal & Interest <u>Scheduled Debt</u>	481	475	479	136	140	133	0	0
<u>Estimated Debt</u>								
<i>Authorized & Unissued</i>	0	0	0	0	0	0	0	0
<i>Proposed Future Debt</i>								
Total	481	475	479	136	140	133	0	0

	2026	2027	2028	2029	2030	2031	2032	2033
Principal & Interest <u>Scheduled Debt</u>	0	0	0	0	0	0	0	0
<u>Estimated Debt</u>								
<i>Authorized & Unissued</i>	0	0	0	0	0	0	0	0
<i>Proposed Future Debt</i>								
Total	0	0	0	0	0	0	0	0

	2034	2035	2036	2037	2038	2039	2040	TOTAL
Principal & Interest <u>Scheduled Debt</u>	0	0	0	0	0	0	0	3,508
<u>Estimated Debt</u>								
<i>Authorized & Unissued</i>	0	0	0	0	0	0	0	0
<i>Proposed Future Debt</i>								
Total	0	0	0	0	0	0	0	3,508

Special Districts

Special districts have been created in Onondaga County to provide water and sewer services for the residents of the districts. These districts have the authority to assess the users for the cost of operations, maintenance and capital projects to maintain the integrity of the operations. Separate funds were created to account for the activities of each district.

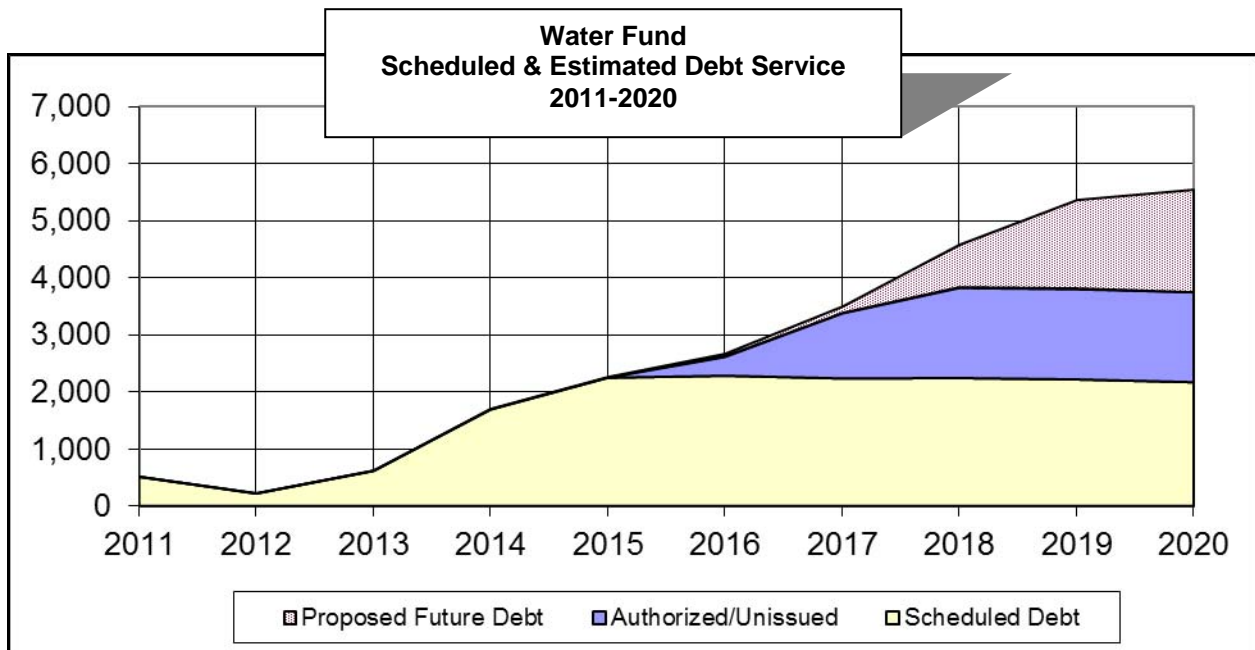
Water Fund

The Metropolitan Water Board is charged with building and operating the water plant and system that serves Onondaga County. The costs incurred are supported by revenues from the sale of water, and to the extent that these revenues are insufficient, by a special ad valorem levy assessed on real property within the Onondaga County Water District. Since 1976, water sales revenues have been adequate to permit raising the levy only the amount necessary to pay the annual cost of debt service for the construction of District improvements plus certiorari settlements. In an attempt to minimize the District impact on property owners who are not on Metropolitan Water Board's public water supplies, the cost of all system capital improvements undertaken between the period of 1972-1992 were funded from water sales revenues. These improvements included the one hundred million gallon Western Reservoir (\$3 million) and the Marcellus-Onondaga Water Supply System (\$2.3 million).

By financing these improvements with revenues from the sale of water, the Metropolitan Water Board has been able to maintain or reduce the annual amount necessary to be raised through the special district property tax levy. It is important to note that improvements financed in this manner were relatively small in comparison to the original project phases.

The Onondaga County Water District comprises all real property within the County of Onondaga except for the Towns of Spafford and Skaneateles, and the Warners and Southwood-Jamesville County Water Districts, which were established prior to 1962.

The method of apportioning the District levy is based on the benefit received from system improvements, and is accomplished through Zones of Assessment established by the Onondaga County Board of Supervisors in 1962. Currently there are three assessment zones. Projects currently included in this Capital Plan for the Onondaga County Water District will require the continued use of the assessment zones for future system expansion. Below is a graph of scheduled and estimated debt service for the Metropolitan Water Board followed by the debt service summary.



Special Funds

**Water Fund
Debt Service Summary**

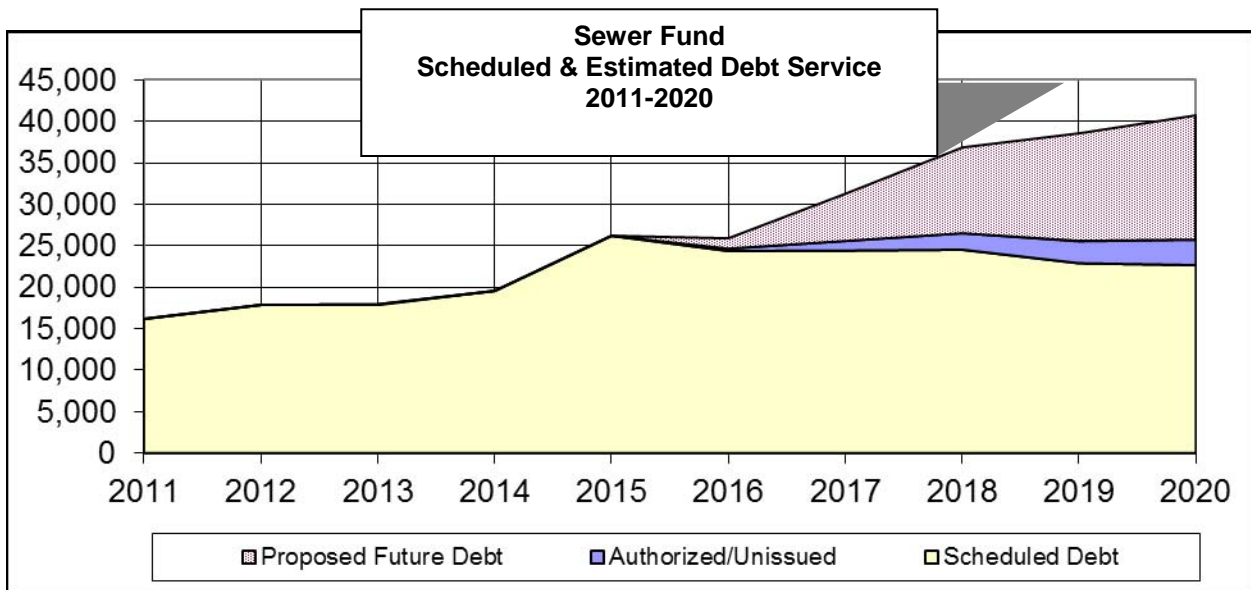
<i>Payments in (\$000's)</i>	2010	2011	2012	2013	2014	2015	2016	2017
Principal & Interest								
<u>Scheduled Debt</u>	542	514	222	616	1,691	2,248	2,284	2,235
<u>Estimated Debt</u>								
<i>Authorized & Unissued</i>	0	0	0	0		0	328	1,139
<i>Proposed Future Debt</i>	0	0	0	0	0	0	51	127
Total	542	514	222	616	1,691	2,248	2,663	3,501
	2018	2019	2020	2021	2022	2023	2024	2025
Principal & Interest								
<u>Scheduled Debt</u>	2,242	2,219	2,169	2,129	2,168	2,131	2,106	1,993
<u>Estimated Debt</u>								
<i>Authorized & Unissued</i>	1,578	1,578	1,578	1,578	1,578	1,578	1,578	1,578
<i>Proposed Future Debt</i>	751	1,558	1,789	1,749	1,709	1,668	1,628	1,587
Total	4,571	5,355	5,536	5,456	5,455	5,377	5,312	5,158
	2026	2027	2028	2029	2030	2031	2032	2033
Principal & Interest								
<u>Scheduled Debt</u>	2,000	1,757	1,732	1,764	1,683	1,671	1,622	1,612
<u>Estimated Debt</u>								
<i>Authorized & Unissued</i>	1,578	1,578	1,578	1,578	1,578	1,578	1,578	1,578
<i>Proposed Future Debt</i>	1,547	1,507	1,466	1,426	1,385	1,345	1,305	1,264
Total	5,125	4,842	4,776	4,768	4,646	4,594	4,505	4,454
	2034	2035	2036	2037	2038	2039	2040	TOTAL
Principal & Interest								
<u>Scheduled Debt</u>	683	435	421	407	0	0	0	39,711
<u>Estimated Debt</u>								
<i>Authorized & Unissued</i>	1,578	1,578	987	0	0	0	0	30,858
<i>Proposed Future Debt</i>	1,224	1,183	1,143	1,060	979	442	0	29,893
Total	3,485	3,196	2,551	1,467	979	442	0	100,462

Sewer Fund

The County Legislature established the Onondaga County Consolidated Sanitary District in 1978 by consolidating all the various sanitary districts within Onondaga County. They established a sewer rent schedule to defray all costs of operation, maintenance, indebtedness, and all other obligations of the Water Environment Protection operations to be allocated on the basis of unit charges. The commercial/industrial and institutional property units are based on one hundred forty thousand gallons of water use per unit.

The Department of Water Environment Protection also operates and maintains flood control facilities within four special drainage districts: Bear Trap-Ley Creek; Bloody Brook; Harbor Brook and Meadowbrook. The special districts were created in order to address flooding problems that crossed multi-municipal boundaries. Taxable properties within each of the districts are assessed a drainage district tax for operations and maintenance, plus debt service.

Current and proposed future debt service obligations for the Department of Water Environment Protection are shown in the graph and the debt service summary on the next page.



Special Funds

**Sewer Funds
Debt Service Summary**

<i>Payments in (\$000's)</i>								
	2010	2011	2012	2013	2014	2015	2016	2017
Principal & Interest								
<u>Scheduled Debt</u>	14,763	16,187	17,868	17,942	19,560	26,206	24,377	24,424
<u>Estimated Debt</u>								
<i>Authorized & Unissued</i>	0	0	0	0	0	0	272	1,167
<i>Proposed Future Debt</i>	0	0	0	0	0	0	1,200	5,697
Total	14,763	16,187	17,868	17,942	19,560	26,206	25,849	31,288
	2018	2019	2020	2021	2022	2023	2024	2025
Principal & Interest								
<u>Scheduled Debt</u>	24,528	22,898	22,668	21,947	21,591	21,103	20,460	18,015
<u>Estimated Debt</u>								
<i>Authorized & Unissued</i>	2,005	2,647	3,077	2,857	2,637	2,637	2,637	2,637
<i>Proposed Future Debt</i>	10,319	13,051	15,001	17,861	18,546	17,660	16,793	15,939
Total	36,852	38,596	40,746	42,665	42,774	41,400	39,890	36,591
	2026	2027	2028	2029	2030	2031	2032	2033
Principal & Interest								
<u>Scheduled Debt</u>	17,399	16,230	14,598	13,572	13,200	12,169	11,122	10,333
<u>Estimated Debt</u>								
<i>Authorized & Unissued</i>	1,971	1,307	664	22	22	22	22	22
<i>Proposed Future Debt</i>	15,103	14,033	12,838	11,977	11,132	10,809	10,487	10,164
Total	34,473	31,570	28,100	25,571	24,354	23,000	21,631	20,519
	2034	2035	2036	2037	2038	2039	2040	TOTAL
Principal & Interest								
<u>Scheduled Debt</u>	9,306	8,399	8,330	5,523	5,478	5,432	5,413	404,721
<u>Estimated Debt</u>								
<i>Authorized & Unissued</i>	22	22	0	0	0	0	0	26,669
<i>Proposed Future Debt</i>	9,842	9,519	9,197	8,098	5,413	3,698	2,863	277,240
Total	19,170	17,940	17,527	13,621	10,891	9,130	8,276	708,630

AUTHORIZED PROJECTS

METROPOLITAN WATER BOARD

Comprehensive Asset Renewal and Energy (CARE) Program

Project On-going

The original equipment motors, pumps, drives and controls within the Raw Water, Clear Water and Farrell Pump Stations are predominately original 1960's equipment - approaching forty-five years of operation - with fixed-speed operability and limited automation. As part of Onondaga County's 2005 energy performance contract with Carrier Corporation, it was determined that 1,052,600 kilowatt hours of energy could be saved annually by replacing four of twelve units with variable frequency drives. The current Energy Efficiency and Conservation Block Grant Assessment being performed by Johnson Controls Incorporated (JCI) recommends a broader scope of work with additional operational and energy savings. These pump stations are an integrated system and the exclusive means of conveying water from the Lake Ontario intake to the water storage facilities for the region.

Replacement of Terminal Reservoir with Water Storage Tanks

Project On-going

To comply with the Environmental Protection Agency's Long Term 2 Enhanced Surface Water Treatment Rule, the Onondaga County Water District's thirty million gallon Terminal reservoir must be covered, or the effluent treated to inactivate specified pathogenic microorganisms. This project consists of the construction of two fifteen million gallon covered, concrete storage tanks to replace the existing open reservoir, as well as improvements to the adjacent pump station and substation.

WATER ENVIRONMENT PROTECTION

Electronics Park Trunk Sewer Improvements

Project On-going

The current project status is as follows:

Phase I project elements include:

Rehabilitation of approximately twenty manhole structures, installation of an overflow structure to connect the Electronics Park Trunk Sewer to the county owned 2.3 million gallon storage tank and installation of a tank wash down system to facilitate efficient cleaning of the tank following overflow events. Notice of intent has been issued to J.J. Lane Construction with construction to begin in May 2012 and be completed in 2013. Phase I improvements are complete and full operational.

Phase II project elements include:

Installation of a wastewater pumping station to separate the wastewater service areas within the Electronics Park Trunk Sewer service area, installation of a ten inch diameter force main from Electronics Parkway to Ley Creek pump station and replacement of a four hundred foot section of the Hopkins Road Trunk Sewer within the EPTS service area. The project is currently in design following the basis of design report, which was due to NYSDEC by June of 2012. The Phase II Improvement Project was bid on June 6, 2013. As of June 2014 the construction has advanced to 90% completion. The main items remaining are the pump station electrical final installation, pump station start-up and the installation of the four hundred foot section of sewer line on Donlin Drive.

Metro WWTP (002) Bypass Treatment

Project On-going

The goal of this project is to achieve bypass treatment improvements at the Metro Wastewater treatment plant, as well as other incidental improvements. This project will provide for larger process tankage and chemical systems with more capacity such that the applicable SPDES effluent limits can be met. Monies spent to date have been

Special Funds

for final design engineering services. The final design of this project is scheduled to be completed in 2014; construction is expected to begin in in early 2015 and be complete by early 2017.

Metro WWTP Digester Complex Improvements and Rehabilitation

Project On-going

Project authorization allows for the cleaning and evaluation of Metro's four digesters, digester control house, and associated equipment for a total project cost of \$5 million (\$3 million financed; \$2 million from available funds). As of May 2014, all four digesters have been cleaned and various modifications and beneficial improvements have been made that are resulting in improved digester performance. The project is expected to be fully completed by December 2015 as the last component of the project, new gas compressors, are fully installed.

Metro WWTP Grit Handling Improvements

Project On-going

Project authorization allows for the construction of various improvements to Metro Existing and New Screen and Grit buildings grit handling equipment. The project includes installation of new screen rakes for Old Screen & Grit Building, installation of a new divider wall for the New Screen & Grit Building, installations of turbo-type blowers, and other various associated equipment and mechanicals. As of May 2014, the project is about 30% complete; monies spent to date have been for engineering and construction costs. It is expected that construction will be complete in late 2014/early 2015.

Metro WWTP Primary and Thickener Pump Replacement

Project On-going

The purpose of this project is to replace the pumps at the Metro Wastewater Treatment plant. Monies spent to date have been for engineering services. As of May 2014, the project is about 10% complete. It is expected that construction will be completed in late 2015.

Oak Orchard Facilities Improvement

Project On-going

Project authorization provides for the construction of various infrastructure improvements to the Oak Orchard Waste Water Treatment Plant, including replacement of existing influent screen rakes, installation of new primary clarification equipment, HVAC replacement, blowers, grit handling equipment, cleaning of existing lagoons, and other elements. As of May 2014, the final design is about 75% complete. Monies spent to date have been for engineering design services. It is expected that construction will start in early 2015 and be completed in mid-2016.

Onondaga Lake Improvement Project

Project On-going

This project results from the settlement of suits brought by Atlantic States Legal Foundation (ASLF) and the State of New York. The county, ASLF and New York State signed the agreement in August and September 1997. On January 20, 1998, the District Federal Court signed the order. This court order is referred to as the Amended Consent Judgment, or ACJ. The ordered Metro Waste Water Treatment Plant improvements, CSO abatement facilities, and water quality monitoring over the twenty years covered by the ACJ was estimated to cost \$674 million (in today's dollars). The fourth stipulation of the ACJ was effected in November of 2009. Additional costs may be incurred depending on final effluent limits to be established by NYSDEC and the success of facilities to treat Metro's effluent for phosphorus effluent limits. Presently, additional enhancements to the Metro Waste Water Treatment Plant, in terms of optimizing treatment of phosphorus, are anticipated.

The Amended Consent Judgment (ACJ) and associated stipulations include several components or categories:

- Interim capital improvement projects at Metro
- Major capital projects at Metro
- Interim Combined Sewer Overflow (CSO) abatement projects
- Major Combined Sewer Overflow (CSO) abatement projects
- Separation of combined sewers in specified areas
- Water quality monitoring of the lake, tributaries and Seneca River (non-capital)
- Green Infrastructure projects for CSO abatement.

Special Funds

The ACJ has been fully authorized as of April 2011. The following projects are complete:

Aeration System Upgrade (7/1/98-1/15/00 for \$6.9M)
Ammonia Removal Demolition (6/1/98-12/31/99 for \$1.3M)
Digester Mod./Chemical Storage and Feed System Upgrade (11/9/98-10/1/00 for \$5.1M)
Digital Systems Improvements (5/1/98-6/30/01 for \$3.5M)

Stage III Ammonia/Stage II Phosphorus Removal (5/1/01-04/30/05 for \$12.9M)
Franklin Street FCF (4/30/99-5/1/00 for \$4.9M)
Hiawatha RTF (10/1/98-12/31/00 for \$9.4M)
Kirkpatrick Street Pump Station and Force Main (5/15/01-6/30/02 for \$12.6M)
Teall Brook FCF (5/1/01-4/31/02 for \$1.2M)
Newell Street RTF/Demolition (8/3/98-3/11/02 for \$.5M)
Onondaga Creek FCF (5/1/01-7/31/02 for \$.7M)
West Street Sewer Separation (5/1/99-12/15/99 for \$2.7M)
Erie Boulevard Storage (3/1/01-7/31/02 for \$2.7M)
Biosolids Handling Improvements (1/1/04-6/30/07 for \$14.8M)
Harbor Brook In-stream FCF (10/31/00-7/31/02 for \$.9M)
Advanced Phosphorous Removal Pilot phase I, II & III (2/1/00 for \$4.1M)

There are 5 projects that are still in progress:

Metro WWTP Phosphorus Optimization and Metro WWTP Phosphorus Work plan
Clinton Storage
Lower Harbor Brook Conveyances and Storage
Sewer Separation 022/045
Midland 044 Conveyances.

Metro WWTP Phosphorus Optimization and Work plan:

In accordance with the ACJ 4th Stipulation, phosphorus Workplan and Optimization reports have been completed for the Metro WWTP. No further capital work is expected to result from the Workplan. There will be various infrastructure improvements made to the Metro WWTP as identified in the Optimization Report of May 2013 so as to reduce effluent phosphorus variability and ensure compliance with Metro SPDES limits. Design is expected to be initiated in late 2013.

Midland Avenue Conveyances and RTF, Storage and Green Infrastructure (5/01/00-12/31/18 for \$128.3M)

This project was completely authorized in March 2008.

The Midland RTF is complete, along with 1,000 feet of conveyances.

An additional 500 feet of conveyance will be constructed to CSO- 044 (South Ave and West Castle); this project component is completed. CSO – 045 (Hudson and West Castle) will be eliminated by sewer separation. The following CSO's have been evaluated in a facilities plan to determine how best to abate their overflows: 060/077 (West Colvin) and 052 (Hunt and Elmhurst). The remaining CSO's, 061 (Crehange), 076 (Brighton and Midland), and 067 (West Newell) will be abated by using green infrastructure, implementing floatable control (where warranted), monitoring and eventual closure. Green infrastructure will be implemented where appropriate throughout the Midland Sewer shed to reduce the volume of storm water entering the combined sewer system.

Sewer Separation Continuous (1/1/12 for \$27.7M – Ongoing)

This project was completely authorized in July 2010.

A total of thirteen combined sewer basins in the Onondaga Creek watershed have been identified for separation, including portions of downtown and the South side. The US Army Corp of Engineers has administered a design contract for the remaining basins. Construction on CSO 045 and CSO 022 began in 2012. The projects will involve either the construction of new sanitary sewers or the renovation of existing combined sewers to act as storm sewers.

Clinton CSO Abatement and Green Infrastructure (5/1/04-12/31/18 for \$165.5M – Ongoing)

This project was completely authorized in April 2011.

A new 6.5 million gallon storage facility will be constructed in the Trolley Lot located near Armory Square. The conveyance pipes to this storage facility have been completed. These conveyances will collect CSO

Special Funds

discharges from all CSO's in the Clinton Sewer shed except for CSO's 022 (West Genesee), 027 (West Fayette) and 029 (Walton St. E.). These remaining three CSO's were evaluated in a facilities plan to determine how best to abate their overflows. Green infrastructure will be implemented where appropriate throughout the Clinton Sewer shed to reduce the volume of storm water entering the combined sewer system.

Harbor Brook CSO Abatement Storage & Green Infrastructure (11/18/01-12/31/18 for \$104.8M)

This project was completely authorized in April 2011.

A new 4.9 million gallon storage facility will be constructed near State Fair Blvd in the lower Harbor Brook Sewer shed area. The conveyance pipes to this facility will also be constructed. This storage facility will receive overflows from CSO's 003 and 004. The remaining CSO's in the Harbor Brook Sewer shed will be abated by using green infrastructure, implementing floatable control (where warranted), monitoring, and eventual closure. Green infrastructure will be implemented where appropriate throughout the Harbor Brook Sewer shed to reduce the volume of storm water entering the combined sewer system.

Wetzel Road Treatment Plant/Baldwinsville-Seneca Knolls Treatment

Project Completed

The project entailed upgrading the Wetzel Road facility, a facility that was originally built in 1959 and upgraded in 1970. This thirty-one year old facility was in dire need of upgrading. It was essential that certain major repairs were undertaken at Wetzel Road in order to keep existing equipment operational. Moreover, the plant was at its design capacity. These conditions made it difficult to comply with the plant's NYS State Pollution Discharge Elimination System (SPDES) permit requirements.

The project consisted of upgrading the Wetzel Road Waste Water Treatment Plant to provide expanded capacity for treatment of projected sewage flows for the existing service area, as well as the Gaskin Road service area, thereby increasing capacity from 3.5 MGD to 7.0 MGD. In addition, the plant was upgraded to provide tertiary waste water treatment, including seasonal ammonia removal, effluent filtration, ultraviolet disinfection and post aeration. The Sawmill Creek Pump Station was also upgraded by replacement with a new pump station located at the site of the existing one. Construction at the pump station has been completed.

Construction of the improvements has been completed. An analysis is expected to be completed in early 2015 to evaluate the possibilities of installing a combined heat power (e.g., micro turbine) at the facility to convert methane gas into heat and electricity for beneficial use.

SPECIAL DISTRICTS PROPOSED PROJECTS SUMMARY

Special Funds

Department	STATUS	PROJECT	2015 - 20 Total
Drain & San			
WATER ENVIRONMENT PROTECTION			
		Baldwinsville Seneca Knolls WWTP Rehabilitation Project	20,400
		Bloody Brook Drainage District Culvert Replacement Project	250
		Brewerton WWTP Improvements	8,900
		Burnet Ave. Demolition (Bear Trap Ley Creek Drainage District)	500
		Energy Efficiency Improvements/Performance Contracting/Power Purchase Agreement	20,000
		Hiawatha Trunk Sewer Service Area Improvement Project	4,500
		Ley Creek Pump Station	4,980
		Metro WWTP Phosphorus Treatment System Optimization	11,368
		Oneida Lake PS	13,500
		Suburban I/I Reduction - Green and Innovative Improvements	12,000
		Wastewater Transportation System Improvements	115,403
		Westside Pumping Station Service Area	14,700
		White Pine (formerly Clay) Industrial Park (force main)	5,782
		Sewer Total	\$ 232,283
Water			
METROPOLITAN WATER BOARD			
		Water Treatment Plant Comprehensive Improvements	20,200
		Water Total	\$ 20,200
		Grand Total	\$ 252,483

SPECIAL DISTRICTS FUNDING SOURCES

Sewer

SOURCE OF FUNDS	2015	2016	2017	2018	2019	2020	6yr Total
Pay as You Go	6,484	6,071	6,466	6,768	6,345	6,294	38,428
Borrowing to be Authorized	20,000	57,865	37,390	21,000	17,800	39,800	193,855
TOTALS	\$26,484	\$63,936	\$43,856	\$27,768	\$24,145	\$46,094	\$232,283

Water

SOURCE OF FUNDS	2015	2016	2017	2018	2019	2020	6yr Total
Borrowing to be Authorized	850	850	10,000	8,500			20,200
TOTALS	\$850	\$850	\$10,000	\$8,500			\$20,200

SPECIAL DISTRICTS ESTIMATED DEBT SERVICE

Estimated Debt Service

Payment Schedule (\$ in 000's)

WATER ENVIRONMENT PROTECTION

	2015	2016	2017	2018	2019	2020
Burnet Ave. Demolition (Bear Trap Ley Creek	0	30	70	68	66	64
Hiawatha Trunk Sewer Service Area Improvement	0	270	405	396	387	378
Oneida Lake PS	0	0	330	825	1,129	1,182
Ley Creek Pump Station	0	150	374	443	433	423
White Pine (formerly Clay) Industrial Park (force	0	0	64	379	518	507
Brewerton WWTP Improvements	0	0	222	555	659	644
Energy Efficiency Improvements/Performance	0	120	760	1,692	2,352	2,692
Suburban I/I Reduction - Green and Innovative	0	120	600	1,064	1,512	1,944
Metro WWTP Phosphorus Treatment System	0	0	504	934	1,006	984
Baldwinsville Seneca Knolls WWTP Rehabilitation	0	90	477	1,305	1,753	1,782
Westside Pumping Station Service Area	0	420	1,092	1,309	1,280	1,250
Wastewater Transportation System Improvements	0	0	799	1,349	1,956	3,151
Department Total	0	1,200	5,697	10,319	13,051	15,001

METROPOLITAN WATER BOARD

	2015	2016	2017	2018	2019	2020
Water Treatment Plant Comprehensive Improvements	0	51	127	751	1,558	1,789
Department Total	0	51	127	751	1,558	1,789

Special Funds

DEPARTMENT: METROPOLITAN WATER BOARD

Project: Water Treatment Plant Comprehensive Improvements

Purpose: Public/Employee Safety/Health, Reduce Operating Costs/Efficiency, Maintain Existing Investment

Level of Development: Preliminary

Project Description:

This project will implement comprehensive improvements at the MWB Water Treatment Plant required to continue to comply with current water quality regulatory standards, optimize chemical consumption/costs, replace end-of-life equipment, advance operations technology and improve energy efficiency.

Project Cost Summary:

FUNDING SOURCE:	Pre-2015	2015	2016	2017	2018	2019	2020	6yr Total	Total:
Borrowing to be Authorized	0	850	850	10,000	8,500			20,200	20,200
TOTALS	0	850	850	10,000	8,500			20,200	20,200

Project Detail and Status:

Existing Water Treatment Plant facilities/infrastructure are now forty-seven years old and have received minimal capital investment since their construction and do not operate at high energy efficiency. A comprehensive condition and program assessment has been funded in the MWB 2013 Budget and is being developed to identify the scope of specified improvements and provide cost estimates for the project. The improvements will assure regulatory compliance and meet public health responsibilities of the water system for the mid-term and long-term future.

The assessment will evaluate both building facility improvements, such as roofing, HVAC, and electrical systems as well as filtration process improvements, including filter beds, piping and valves, process controls, data collection and reporting, etc. These improvements will provide energy savings and address declining physical conditions of the plant building and will update and improve water quality far into the future, better serving water customers, both residential and industrial.

The assessment will be completed by the end of the third quarter of 2014 and will continue with engineering/design through 2016, at which time the project will be bid and implemented through 2018. Authorization of architectural and engineering design cost will be requested in Fall 2014 and funding approval for construction costs will be sought in Fall of 2015.

Special Funds

DEPARTMENT: WATER ENVIRONMENT PROTECTION

Project: Baldwinsville Seneca Knolls WWTP Rehabilitation Project

Purpose: Public/Employee Safety/Health, Reduce Operating Costs/Efficiency, Maintain Existing Investment

Level of Development: Preliminary

Project Description:

The Baldwinsville Wastewater Treatment Plant is over thirty years old. Various small and discrete improvements and repairs have been done to the facility as a means of operational enhancements and infrastructure maintenance. However, there is a contemporary need to implement a robust infrastructure renewal project for many of the treatment plant's assets so as to ensure continued satisfactory operation and extend its service life. This project is for Phase II improvements. Project will also provide compliance with the facility's new DEC SPDES permit disinfection requirements. Final design and construction will be performed for a variety of infrastructure, energy efficiency, and life safety improvements.

Project Cost Summary:

FUNDING SOURCE:	Pre-2015	2015	2016	2017	2018	2019	2020	6yr Total	Total:
Borrowing to be Authorized	0	1,500	5,700	11,000	2,200			20,400	20,400
Pay As You Go	1,150							0	1,150
TOTALS	1,150	1,500	5,700	11,000	2,200			20,400	21,550

Project Detail and Status:

This project is for the design and construction of what is known as Phase II improvements as identified in the engineering evaluation completed in June 2014. The majority of the improvements, largely consisting of asset renewal measures, include the following elements: grit processing equipment, chemical tanks, concrete structures, aeration systems, oxygen generation system, odor control system enhancements, aerobic digesters, major mechanicals, fire alarm system, code compliance, water supply systems, energy conservation measures, noise abatement, and other miscellaneous items. Phase II also provides for an upgrade to the facility's disinfection system so as to comply with new DEC SPDES permit limits. Design of these Phase II improvements is to be completed in early 2016; with construction of same to occur in 2016 - 2018.

In Fall 2014 we plan to ask legislative approval for \$3.4 million which will fund the engineering design phase of this project.

Special Funds

DEPARTMENT: WATER ENVIRONMENT PROTECTION

Project: Bloody Brook Drainage District Culvert Replacement Project

Purpose: Public/Employee Safety/Health, Maintain Existing Investment

Level of Development: Preliminary

Project Description:

The Bloody Brook Drainage District was formed in the mid 1970's to mitigate flooding impacts from Bloody Brook that conveys storm water from the Donlin Drive area to Onondaga Lake near Griffin Field. The original corrugated metal pipes have reached their effective service life and need to be replaced to provide adequate flood protection.

Project Cost Summary:

FUNDING SOURCE:	Pre-2015	2015	2016	2017	2018	2019	2020	6yr Total	Total:
Pay As You Go	0					250		250	250
TOTALS	0					250		250	1,350

Project Detail and Status:

The Bloody Brook Drainage District was formed in the 1970s to provide flood mitigation to residents located along the Bloody Brook in the Town of Salina. The corrugated metal culvert pipes installed at multiple road crossings have reached their effective service life and are showing signs of corrosion due to exposure to road salt and water. Over time, these structures will become impassable and flow conveyance capacity will become restricted as the structures deteriorate. The figures included in the capital plan are preliminary in nature and will be updated once the engineering investigation is completed in 2019. Therefore, legislative authorization for engineering will be requested in 2018.

Special Funds

DEPARTMENT: WATER ENVIRONMENT PROTECTION

Project: Brewerton WWTP Improvements

Purpose: Public/Employee Safety/Health, Reduce Operating Costs/Efficiency, Maintain Existing Investment

Level of Development: Preliminary

Project Description:

The Brewerton Waste Water Treatment Plant is over forty years old. However, there is a contemporary need to implement a robust infrastructure renewal project for many of the treatment plant's assets so as to ensure continued satisfactory operation and extend its service life. This project is for Phase I improvements. Phase II improvements are in the ten year CIP window. Final design and construction will be performed for a variety of infrastructure, energy efficiency, and life safety improvements.

Project Cost Summary:

FUNDING SOURCE:	Pre-2015	2015	2016	2017	2018	2019	2020	6yr Total	Total:
Borrowing to be Authorized	0		3,700	3,700				7,400	7,400
Pay As You Go	375	1,500						1,500	1,875
TOTALS	375	1,500	3,700	3,700				8,900	9,275

Project Detail and Status:

This project is for the design and construction of what is known as Phase I improvements as identified in the engineering evaluation completed in June 2014. The majority of the improvements, largely consisting of asset renewal measures, include the following elements: grit processing equipment, chemical tanks, concrete structures, aeration systems, odor control, noise abatement, major mechanicals, fire alarm system, code compliance, energy conservation measures, and other miscellaneous items.

Design of these Phase I improvements is to be completed in 2015; with construction of same to occur in 2016-2017. Engineering design monies are being requested for 2015.

Special Funds

DEPARTMENT: WATER ENVIRONMENT PROTECTION

Project: Burnet Ave. Demolition (Bear Trap Ley Creek Drainage District)

Purpose: Public/Employee Safety/Health

Level of Development: Intermediate

Project Description:

The Burnet Avenue Garage located at 240 Carr Street in East Syracuse was the original facility that served as the maintenance garage and offices of the Bear Trap Ley Creek Drainage District. The facility is nearly one hundred years old, is in very poor condition, and needs to be razed.

Project Cost Summary:

FUNDING SOURCE:	Pre-2015	2015	2016	2017	2018	2019	2020	6yr Total	Total:
Borrowing to be Authorized	0	500						500	500
TOTALS	0	500						500	500

Project Detail and Status:

The county desires to demolish the existing Burnet Avenue Maintenance Garage and restore associated property, located at 240 Carr Street, East Syracuse, NY 13057, for development of a demolition plan, including any necessary site restoration. This garage was originally constructed by the Town of DeWitt in the 1920s, with an addition completed during the 1960s. Onondaga County purchased this property from the Town of DeWitt after the formation of the Bear Trap/Ley Creek Drainage District. The garage measures approximately 11,550 square feet and sits on approximately 1.6 acres (Tax Map ID Number 010.-08-03.1). This demolition is necessary based on the observed physical deterioration of the garage, which has been used for a variety of operations including automotive repairs and most recently equipment storage.

Authorization for the engineering evaluation was approved for this project in 2012.

Authorization for construction borrowing will be requested in Fall of 2014 once the engineering study has been completed.

Special Funds

DEPARTMENT: WATER ENVIRONMENT PROTECTION

Project: Energy Efficiency Improvements/Performance Contracting/Power Purchase Agreement

Purpose: Reduce Operating Costs/Efficiency, Other

Level of Development: Preliminary

Project Description:

As part of the county's effort to pursue sustainability, effect the goals of the County's Climate Action Plan, and reduce annual operating costs, the Department intends to seek legislative authorization in calendar year 2015, to undertake a project or projects in which the county and selected vendors analyze systems and operating performance in an effort to identify opportunities for cost-neutral performance contracting, energy efficiency enhancements supported by the State's Cleaner Greener Community program, or through the deployment of renewable energy resources via Power Purchase

Project Cost Summary:

FUNDING SOURCE:	Pre-2015	2015	2016	2017	2018	2019	2020	6yr Total	Total:
Borrowing to be Authorized	0	2,000	8,000	5,000	5,000			20,000	20,000
TOTALS	0	2,000	8,000	5,000	5,000			20,000	20,000

Project Detail and Status:

This project anticipates working with an energy service company (ESCO, a commercial business providing a broad range of comprehensive energy solutions including designs and implementation of energy savings projects, energy conservation, energy infrastructure outsourcing, power generation and energy supply, and risk management) to research, design and implement various conveyance and process improvements for energy savings. These shall be large-scale efforts for all department treatment plants and pump stations. Potential project elements include wastewater treatment process changes and enhancements, variable frequency drives (VFDs), new blower technologies (e.g., turbo-blower technologies), energy-efficient motors, green lighting technologies, installation of combined heat-power units (for transforming methane gas, a naturally produced byproduct from the department's waste water treatment anaerobic digesters, into energy), re-commissioning of department buildings, and other opportunities.

It is anticipated that implementation of the above-described projects shall result in cost neutrality in that they shall be paid for via energy cost savings over a number of years (i.e., effectively they will eventually be self-funded) through guaranteed construction costs and measured and verified annual Agreements (PPAs).energy savings.

Special Funds

DEPARTMENT: WATER ENVIRONMENT PROTECTION

Project: Hiawatha Trunk Sewer Service Area Improvement Project

Purpose: Reduce Operating Costs/Efficiency, Community/Economic Development, Maximize Outside Funding

Level of Development: Preliminary

Project Description:

This project will provide adequate sewer service to the Inner Harbor and other economic development projects located on the North side of Syracuse, New York. The project will consist of rehabilitating four thousand six hundred feet of sanitary sewer ranging from thirty-three to thirty-six inch diameter installed in 1927 and installation of a sanitary sewer force main across the barge canal. It is anticipated that the sewer would be rehabilitated using a cured in place (CIP) liner that will require minimal excavation for installation. The sanitary sewer force main will be installed on the Hiawatha Boulevard Bridge and discharge at the Metro WWTP. The estimated service life for a CIP liner is fifty to seventy years and the service life of sanitary sewer force main is seventy years.

Project Cost Summary:

FUNDING SOURCE:	Pre-2015	2015	2016	2017	2018	2019	2020	6yr Total	Total:
Pay As You Go	300							0	300
Borrowing to be Authorized	0	4,500						4,500	4,500
TOTALS	300	4,500						4,500	4,800

Project Detail and Status:

The Hiawatha Trunk Sewer was installed by the City of Syracuse in the late 1920s and ownership was transferred to Onondaga County in the early 1970s. The original sewer was installed to provide service to the factories, businesses and homes located around the Inner Harbor area. The Hiawatha Trunk Sewer consists of approximately 4,600 linear feet of reinforced concrete sewer pipe ranging from thirty-three to thirty-six inches in diameter. This project will be progressed to provide adequate sewer service to the businesses and residences that are constructed as part of the Inner Harbor Development located in Syracuse, New York. It is anticipated that the sewer would be rehabilitated using a cured in place (CIP) liner that will require minimal excavation and disturbance during installation. The estimated service life for a CIP liner is fifty to seventy years. The current sewer pipe line is unserviceable due to concrete-like deposits created from years of infiltration into the pipe. These obstructions have severely degraded the capacity of the sewer. This project will restore the capacity and will provide adequate sewer service for the new Inner Harbor Development and other economic development. Another goal of the project is to install a sanitary sewer force main to convey a portion of the sanitary sewage from CSO 075 service area directly to the Metropolitan WWTP. An application is currently being developed for an Empire State Development Grant to secure funding for 20% of the project. Legislative action will be required to accept the grant funds and to authorize local dollars for the matching funds.

It is anticipated that a pilot program for cleaning and televising will be implemented in 2014. Funding for this program has already been approved and allocated to the project. The pilot program will provide sufficient information to reduce the financial risk (change orders and costly full pipe replacement) and advance the project into the next phase. If successful, the pilot program should confirm the feasibility of CIP liner.

It is anticipated that construction funding for the project will be requested in September 2014.

Special Funds

DEPARTMENT: WATER ENVIRONMENT PROTECTION

Project: Ley Creek Pump Station

Purpose: Public/Employee Safety/Health, Reduce Operating Costs/Efficiency, Maintain Existing Investment, Federal/State Mandate

Level of Development: Preliminary

Project Description:

This project shall provide for the rehabilitation of the Ley Creek Pump Station, the largest of the department owned pump stations. Due to the high volume of flow and constant demands on the operating system, Ley Creek is in need of repairs and upgrades.

Project Cost Summary:

FUNDING SOURCE:	Pre-2015	2015	2016	2017	2018	2019	2020	6yr Total	Total:
Borrowing to be Authorized	0	2,500	2,480					4,980	4,980
Pay As You Go	500							0	500
TOTALS	500	2,500	2,480					4,980	5,480

Project Detail and Status:

The pump station includes three centrifugal waste water pumps in a wet well/dry well configuration. The average daily design flow of the pump station is between 10 MGD - 20 MGD, with a maximum design capacity of 60 MGD. Pumped waste water is conveyed 2.4 miles in a forty-two inch diameter force main to the Metropolitan Syracuse Treatment Plant. The last pump station rehabilitation was completed in 1982. This station serves thousands of residents from the Town of Salina, Town of DeWitt and the Village of East Syracuse. Rehabilitation of the station shall include pumping systems, HVAC, building envelope, energy efficiency measures (e.g., variable frequency drives), health and safety improvements, and general infrastructure repair.

It is estimated that the engineering and design for the pump station upgrade will cost approximately \$500,000. This funding for engineering was previously allocated. As of June 2014, approximately \$120,000 has been expended on the engineering investigation and preliminary designs. The construction estimate of \$4.98 million is expected to be spent in 2015 and 2016. The actual construction spending will be dependent on the contractor's schedule and availability of associated equipment.

We intend to request authorization for the \$4.98 million in Fall 2014.

Special Funds

DEPARTMENT: WATER ENVIRONMENT PROTECTION

Project: Metro WWTP Phosphorus Treatment System Optimization

Purpose: Reduce Operating Costs/Efficiency, Maintain Existing Investment, Federal/State Mandate

Level of Development: Intermediate

Project Description:

This project is for various modifications, upgrades, and improvements to Metro Waste Water Treatment Plant Biological Aerated Filter (BAF) and High-Rate Flocculated Settling (HRFS) systems so as to enhance and maximize system performance. The BAF and HRFS systems are those unit processes used at Metro to remove ammonia and phosphorus, respectively, in accordance with NYSDEC SPDES permit mandates. The project will also serve to respond to the improvement needs born out of the November 2009 4th Stipulation of the ACJ and the Onondaga Lake Total Maximum Daily Load

Project Cost Summary:

FUNDING SOURCE:	Pre-2015	2015	2016	2017	2018	2019	2020	6yr Total	Total:
Borrowing to be Authorized	0		8,400	2,968				11,368	11,368
Authorized Borrowing	2,840							0	2,840
TOTALS	2,840		8,400	2,968				11,368	14,208

Project Detail and Status:

This project is an extension of earlier evaluation efforts performed for the Metro Wastewater Treatment Plant's Phosphorus treatment system for optimization and identifying alternatives to meet the previously pending NYSDEC Total Maximum Daily Load (TMDL) for the treatment plant (optimization and work plan reports as mandated by the NYSDEC). Monies spent to date were for the various engineering evaluations leading up to this point in the project. The project will construct the improvements identified in the ACJ-mandated report that was submitted to the NYSDEC on August 31, 2011 for optimizing the performance of the existing Metro Waste Water Treatment Plant phosphorus treatment system. Said report identified a number of confirmatory evolutions that needed to be completed. Those evaluations have since been completed; the final report was submitted to the NYSDEC in May 2013 and has since been approved. The project is now under final design.

Project elements include the following:

- Installation of two new isolation gates and a dividing wall to isolate the north and south Biological Aerated Filter (BAF) cells so that maintenance can be performed without having to shut down the entire (ammonia/phosphorus) process

- Improving chemical addition and mixing to the High-Rate Flocculated Settling (HRFS) in the BAF effluent channel

- Replacement of four stainless steel HRFS influent gates with fiberglass-reinforced plastic (FRP) gates

- Repair of the isolation plate in HRFS influent channel

- Installation of a new effluent water system

- Replacement of a fourteen inch stainless steel process line:

- Providing for better flow distribution through the treatment system

- Other ancillary improvements to the phosphorus treatment system so as to optimize overall treatment and system reliability.

This project shall also be instrumental in the Department complying with the recently issued (draft) Total Maximum Daily Load (TMDL) for phosphorus from the NYSDEC which limits the amount of (TMDL) for phosphorus that can be discharged from the Metro WWTP. The engineering final design is to be completed by late-2014, with construction starting in early-2015 and ending mid-2016. It is noted that engineering monies in the amount of \$2,840,000 have already been approved for this project.

Special Funds

DEPARTMENT: WATER ENVIRONMENT PROTECTION

Project: Oneida Lake PS

Purpose: Public/Employee Safety/Health, Reduce Operating Costs/Efficiency, Maintain Existing Investment, Federal/State Mandate

Level of Development: Preliminary

Project Description:

The Onondaga County Department of Water Environment Protection will be evaluating the rehabilitation/upgrades to the Oneida Lake Pump Stations and associated sewer force mains, including Harbor Village, Long Point, Maple Bay, Muskrat Bay, Polar Beach, Shepard Point, and South Bay.

Project Cost Summary:

FUNDING SOURCE:	Pre-2015	2015	2016	2017	2018	2019	2020	6yr Total	Total:
Borrowing to be Authorized	0	0	5,500	5,500	2,500			13,500	13,500
Authorized Borrowing	2,000							0	2,000
TOTALS	2,000	0	5,500	5,500	2,500			13,500	15,500

Project Detail and Status:

The department will be providing for the rehabilitation/upgrade of the Oneida Lake Pump Stations, including Harbor Village, Long Point, Maple Bay, Muskrat Bay, Polar Beach, Shepard Point, and South Bay. The need for rehabilitation is based on the observed physical deterioration of the facilities and the need to upgrade the outdated operational systems to maintain operator safety and station efficiency.

The subject stations were constructed circa 1975. Now in their thirty-seventh year of operation, the stations themselves are at the end of their safe service life. The approval of these projects in December 2013 would begin a detailed final design and construction process which will replace the stations at just about the absolute limit of typical station life expectancy. The initial requested authorization of \$1.5 million will be used for preliminary investigation, alternatives analysis, and final design/engineering services. A future project authorization will include funding for construction administration and inspection services, as well as cost for construction of the rehabilitated facilities. In the sanitary sewer environment the mechanical, electrical, and structural (wet well) components of a pump station are all prone to failure at this age limit. The risks of failure for stations of this size include severe reputation risk due to pollution, household/service failure risk due to potential sewer backups, and financial risk due to the considerable damage claims as well as bypass piping of waste. The Department's cost estimates for replacement of these pumps stations are carefully developed based upon extrapolation of contemporary replacement project data.

These stations are at the end of their useful lives; replacement is necessary and in that respect WEP's standard for final design is a robust life cycle analysis of each element of the station to evaluate its effectiveness (for example pumping systems would optimize variable frequency drives, better flow pacing and controls, and high efficiency pumps.) While certain energy costs will be reduced by this timely equipment replacement, the stations themselves will require the installation of HVAC equipment to better satisfy safety and mitigate odor concerns. The new load will likely offset energy savings created by pump replacement savings.

Due to the regulatory commitments associated with the Amended Consent Judgment (ACJ), this project was deferred to accommodate the ACJ capital projects. Continued deferment of this project may result in higher operating costs and elevated project costs due to the age of the infrastructure.

WEP's consultant began evaluation of these facilities in early 2014. The consultant will utilize the newly developed asset management framework to develop a rehabilitation strategy that will provide the highest level of service while reducing risk and cost to the sanitary district. The draft report expected in June of 2014 will detail the aspects of the asset evaluation and will target key assets for replacement or rehabilitation.

Special Funds

DEPARTMENT: WATER ENVIRONMENT PROTECTION

Project: Suburban I/I Reduction - Green and Innovative Improvements

Purpose: Reduce Operating Costs/Efficiency, Maintain Existing Investment, Community/Economic Development, Addition Capacity

Level of Development: Preliminary

Project Description:

This project entails the promotion, development, and implementation of green infrastructure and innovative improvements for suburban communities within the Consolidated Sanitary District (CSD) to abate infiltration and inflow and strive towards sustainability.

Project Cost Summary:

FUNDING SOURCE:	Pre-2015	2015	2016	2017	2018	2019	2020	6yr Total	Total:
Borrowing to be Authorized	0	2,000	2,000	2,000	2,000	2,000	2,000	12,000	12,000
Authorized Borrowing	3,000							0	3,000
TOTALS	3,000	2,000	2,000	2,000	2,000	2,000	2,000	12,000	15,000

Project Detail and Status:

Green infrastructure has been recognized as a viable and cost effective alternative for abating infiltration and inflow. Individual green and innovative projects will be developed and subsequently authorized by the county Legislature on a per project basis. The projects will focus on municipal (public) installations of green infrastructure such as bioswales, rain gardens, and green streetscapes as well as and innovative project. Green infrastructure and innovative improvement projects will be designed to reduce infiltration and inflow into sanitary sewer systems - in compliance with the recently enacted Capacity Management and Operation and Maintenance (CMOM)/Sewer Use Ordinance (SUO) passed in January 2011.

Projects utilizing green infrastructure will be considered from the following towns and villages: Towns: Camillus, Cicero, Clay, DeWitt, Geddes, Lysander, Manlius, Onondaga, Pompey, and Salina. Villages: Baldwinsville, Camillus, East Syracuse, Fayetteville, Liverpool, Manlius, North Syracuse, and Solvay.

It is expected that this project will go on for several years. Project scopes will evolve over time as new green infrastructure technologies are developed and implemented. The Suburban I/I Reduction - Green and Innovative Improvements project has been very successful to date; it is expected that this success will continue for future years, and as such, the noted financial allocations listed have been included.

Special Funds

DEPARTMENT: WATER ENVIRONMENT PROTECTION

Project: Wastewater Transportation System Improvements

Purpose: Public/Employee Safety/Health, Reduce Operating Costs/Efficiency, Maintain Existing Investment, Federal/State Mandate

Level of Development: Ongoing (A)

Project Description:

This project consists of three primary or categorical elements: pump station improvements, trunk sewer improvements, and facility maintenance improvements (i.e., paving, roofing, and larger-scale maintenance activities).

Project Cost Summary:

FUNDING SOURCE:	Pre-2015	2015	2016	2017	2018	2019	2020	6yr Total	Total:
Borrowing to be Authorized	46,028	0	13,325	2,500	9,300	15,800	37,800	78,725	124,753
Pay As You Go	28,194	4,984	6,071	6,466	6,768	6,095	6,294	36,678	64,872
Authorized Borrowing	28,540							0	28,540
TOTALS	102,762	4,984	19,396	8,966	16,068	21,895	44,094	115,403	218,165

Project Detail and Status:

This project consists of three primary or categorical elements: pump station improvements, trunk sewer improvements, and facility maintenance improvements (i.e., paving, roofing, larger-scale maintenance activities). Detailed below is a description of the elements included in each of those categories.

Pump Station Upgrade Program Elements:

This project provides for ongoing pump station replacement and upgrading of components or systems and structural fixtures to preclude failures and prevent potential harm to the environment by discharge of raw sewage. Pump station sites scheduled in this project are: Camillus, Davis Road, Gaskin Road, Lakeside, Westside, and rehabilitation/upgrades to the Baldwinsville Seneca Knolls (BSK) Waste Water Pump Stations. The BSK pump stations include: Baldwinsville North, Baldwinsville South, Baldwinsville West, and Belgium. Pump station improvements will include, but not be limited to, replace/rehabilitation of pumps, valves, flow meters, variable frequency drives, heating and ventilation systems, and other mechanical and electrical systems.

Improvements to the chemical feed systems and support systems at the Hiawatha Regional Treatment Facility (RTF) are also expected, as well as re-commissioning of the Midland Ave RTF in regards to potential changes to pump sizes and operation.

Trunk Sewer Upgrade Program Elements:

Another component of this project addresses modification, repair, and/or replacement of specified trunk sewers and pressure pipelines, of aged facilities comprising the 400 miles of trunk sewer network, and fifty-one combined sewer overflows for which the Department has responsibility. Trunk sewers identified in this project are: Portions of Tallman Trunk Sewer (circa 1898), Salina Trunk Sewer (circa 1928), LeMoyné/Darlington Trunk Sewer (circa 1929), Sunnycrest Trunk Sewer (circa 1929), Midland Trunk Sewer (circa 1905), Hillcrest Trunk Sewer (circa 1955), Lakeland Trunk Sewer (circa 1960) and Meadowbrook Trunk Sewer (circa 1960).

A number of projects are generally combined to provide the most practical package from a constructability and economic viewpoint. The trunk sewer improvement/renewal program includes provisions for the design of improvements to a number of combined trunk sewers in the City of Syracuse in 2014 and other trunk sewers within the Consolidated Sanitary District, with construction starting in 2014 and continuing into 2018. This includes potential improvements to the collection system tributary to the Brewerton Waste Water Treatment Plant.

This project is also to include other sewer infrastructure improvements. A major aspect of the project will be a comprehensive manhole rehabilitation program, so as to achieve infiltration/inflow reductions. This program

Special Funds

will first consist of a high-intensity effort to improve the most problematic manholes in targeted service areas; thereafter, the manhole repair program will be segmented and portions will be completed annually. This is expected to continue for the next several years.

Collectively, these trunk sewer rehabilitation/renewal programs, along with other ancillary support efforts, are part of the department's Capacity, Management, Operation, and Maintenance (CMOM) program.

Facility Maintenance Improvements:

The third component of this project involves maintenance and improvement of other department facilities, such as repairs and capital projects to replace necessary roofing and paved areas at several facilities, lightning protection, major repairs to grit and clarifier mechanisms at several treatment facilities, geographic information system (GIS) applications and support, miscellaneous engineering support, asset management programs, maintenance management systems, and chemical tank and petroleum tank replacements, crane/hoist renewal project, concrete repairs, smaller-scale infrastructure improvements, infrastructure evaluations, site security, and code compliance. Replacement of inefficient drive/energy systems is also anticipated. Work under this project will also involve preliminary design evaluations of energy efficiency opportunities, including power generation and energy supply, at various pump stations and wastewater treatment plants.

The roofing and paving, as well as the clarifier weir capital programs and lightning protection, are customarily segmented and portions are completed annually. This is expected to continue for the next several years. It is anticipated that the asset management and GIS applications within the department shall continue to expand in the next several years. New additions for 2015 include design of Digester Phase II improvements, Arcflash analysis and compliance, and site and information technology security evaluation and implementation measures.

The project also includes evaluation of potential future improvements to the Meadowbrook Limestone Wastewater Treatment Plant – to include various improvements such as concrete repair, mechanical equipment installation, asset renewal measures, instrumentation and electrical improvements, process equipment, and facility improvements. Provisions for improvements at other county treatment plants are also provided.

Another project element is that of providing for the design of improvements to the Oak Orchard Wastewater Treatment Plant, specifically, lagoon cleaning and improvements, and for a new disinfection system so as to comply with new NYSDEC SPDES permit mandates. Moreover, this project element will include design of new disinfection systems and associated improvements for other treatment plants so as to comply with new NYSDEC SPDES permit mandates.

Included within the project is replacement of larger pieces of analytical equipment, various valves, HVAC improvements, pump installations, confined space improvements, various boiler systems, door replacement project, several building improvements, odor control evaluations and improvements, SCADA system enhancements, safety projects, and other various infrastructure repair/renewal elements.

Special Funds

DEPARTMENT: WATER ENVIRONMENT PROTECTION

Project: Westside Pumping Station Service Area

Purpose: Public/Employee Safety/Health, Maintain Existing Investment, Community/Economic Development, Addition Capacity

Level of Development: Preliminary (B)

Project Description:

The Onondaga County Department of Water Environment Protection issued a proposal for the evaluation, design and construction phase services for relocation of the West Side pump station and to investigate conveyance improvements in the northwestern area of the Metropolitan Wastewater Treatment Plant service area. The project will evaluate multiple options for relocation of the current West Side pump station, upgrade of the tributary county owned wastewater pump stations in the West Side wastewater service area and presentation of options for the expansion of the West Side Service area to provide wastewater conveyance for the industrial zoned areas located in portions of the Town of Geddes, Town of Van Buren and Town of Lysander.

Project Cost Summary:

FUNDING SOURCE:	Pre-2015	2015	2016	2017	2018	2019	2020	6yr Total	Total:
Borrowing to be Authorized	0	7,000	7,700					14,700	14,700
Pay As You Go	300							0	300
TOTALS	300	7,000	7,700					14,700	15,000

Project Detail and Status:

Implement conveyance system improvements at Westside Pumping Station and tributary sewer conveyances and pumping facilities in order to reduce extraneous flows (i.e., infiltration and inflow), eliminate sanitary sewer overflows, provide for future capacity and eliminate odors. The sewer evaluation is complete. Design investigation should be initiated in June of 2014, with construction to begin 2015. Specific project details to be determined upon selection of a consulting engineer. The proposals are currently being reviewed and evaluated. The selected consultant shall evaluate multiple options for relocation of the current West Side pump station, upgrade of the tributary county owned wastewater pump stations in the West Side wastewater service area and provide options for the expansion of the West Side Service area to provide wastewater conveyance for the industrial zoned areas located in portions of the Town of Geddes, Town of Van Buren and Town of Lysander. An amount of \$300K was previously allocated to the project to start the first phase engineering.

Project approval and additional engineering funding as well as construction funding will be requested in September 2014.

Special Funds

DEPARTMENT: WATER ENVIRONMENT PROTECTION

Project: White Pine (formerly Clay) Industrial Park (force main)

Purpose: Community/Economic Development

Level of Development: Advanced

Project Description:

This project will provide public sewer service to the Clay Industrial Park, which is located along Route 31 and Caughdenoy Road in the Town of Clay, Onondaga County. The project is estimated to cost \$5.6 million and will consist of a pumping station and a dual six inch and twelve inch PVC sanitary forced pressure main that will be approximately twenty thousand five hundred feet in length and will be routed to the Oak Orchard Wastewater Treatment Plant that is located along the Oneida River in the Town of Clay.

Project Cost Summary:

FUNDING SOURCE:	Pre-2015	2015	2016	2017	2018	2019	2020	6yr Total	Total:
Borrowing to be Authorized	0		1,060	4,722				5,782	5,782
TOTALS	0		1,060	4,722				5,782	5,782

Project Detail and Status:

The Clay site is a three hundred thirty-nine acre, Industrial zoned site in the Town of Clay, northern Onondaga County. Its size, location, and significant utility capacity (rail, water, gas, electric, and telecom) position the site as the preferred location for large research and development, manufacturing, and data processing facilities in Onondaga County. As currently planned, the site has the capacity to accommodate two million square feet of building space.

Provision of public sewer service is one of the projects necessary to be completed before the site can receive formal "Shovel-Ready Certification" from the State of New York. "Shovel-Ready" is a national pre-permitting standard, widely recognized by national site selectors and corporate real estate executives as the reliable third-party verification of a site's readiness for significant investment. Other requirements, such as the completion of the NYS Draft Environmental Impact Statement and on-site wetland mitigation and betterment, are being managed by the property owner, the Onondaga County Industrial Development Agency, concurrently with the design and installation of the sewer project. It is anticipated that the site will receive Shovel Ready Certification in 2015 or 2016.

The CNY Regional Economic Development Council named the development of the site as one of the Council's 2012 priority projects. The site is also recognized as a location for future industrial development by the draft county Sustainability Plan and the draft Town of Clay Northern Land Use Plan.

Authorization for construction spending will be requested in Fall 2015.

GLOSSARY



Section 4

GLOSSARY OF TERMS

Appropriation An authorization made by the legislative body of a government that permits officials to incur obligations against and to make expenditures of governmental resources. Appropriations are usually made for fixed amounts and are typically granted for a one-year period.

Assets Property owned by the County that has a monetary value.

Attributable Revenue The revenue generated as a direct consequence of the provision of a specific governmental activity, such as fees for service, state or federal aid for programs, and income from sales. If the government no longer provided the service, the revenue would also stop.

Bond A written promise to pay a sum of money on a specific date at a specified interest rate. The interest payments and the repayment of the principal are detailed in a bond ordinance. The most common types of bonds are general obligation and revenue bonds. These are most frequently used for construction of large capital projects, such as buildings, streets and bridges.

Bond Anticipation Notes (BANs) Short-term interest bearing security issued in anticipation of a long-term bond issuance at a later date. The notes are retired with proceeds from the later related bond issue.

Budget A comprehensive financial plan of operation which allocates limited revenues among competing expenditure requirements for a given time period. Onondaga County has two types of budgets, the annual operating budget and the Capital Improvement Plan.

Budget Calendar The schedule of key dates or milestones, which the county follows in the preparation, adoption, and administration of the budget.

Budget Document The official written statement prepared by the Executive Department, which presents the proposed budget to the legislative body.

Budget Message A general discussion of the proposed budget presented in narrative form as a supplement to the budget document. The budget message explains principal budget issues against the background of financial experience in recent years and provides a general summary of the most important aspects of the budget, changes from the current and previous fiscal years, and the views and recommendations of the County Executive.

Capital Assets Assets of significant value and having a useful life of several years. Capital assets are also called fixed assets.

Capital Fund A fund established to account for all resources, principal and proceeds, which are used for planning, acquisition, and construction phases of capital projects.

Capital Improvement Plan (CIP) A plan for capital expenditures to be incurred each year over a period of six future years setting forth each capital project, identifying the expected beginning and ending date for each project, the amount to be expended in each year, and the method of financing those expenditures.

Glossary

Capital Improvements Physical assets, constructed or purchased; the acquisition of land; or improvements to land or buildings. Capital improvements typically involve physical assets such as buildings, streets, water and sewage systems, recreational facilities, and major pieces of equipment.

Capital Notes On all borrowings, except WEP and Water Fund, where the P.P.U. exceeds five years the county is required, by Finance Law, to fund five percent of the total cost in the form of cash prior to the issuance of debt. The county is allowed to borrow this amount in the form of short-term notes known as Capital Notes. Capital Notes may be issued for up to twelve months and can be renewed once (by resolution). Capital Notes are also occasionally issued for emergency sewer repairs.

Capital Outlay Expenditures for equipment, vehicles, or machinery that results in the acquisition of or addition to fixed assets.

Cash Capital See County Tax Revenues.

Cash On Hand Direct financing available from either surplus monies from prior years' taxation, or unused balances in existing capital accounts, or earnings on temporary investments.

County Tax Revenues (Cash Capital) The cash financing of general fund projects by property taxes.

Countywide Authorized Borrowing The financing of a project by long or short term borrowing which has been authorized by the County Legislature.

Countywide Borrowing to be Authorized The financing of a project by long or short term borrowing that will require authorization by the County Legislature before the project can be undertaken.

Debt Service The payment of principal and interest on borrowed funds, according to a pre-determined payment schedule.

Department The highest organizational level for the provision and delivery of a specific governmental service or closely related services. A department may be comprised of subdepartment, agency, etc.

Depreciation Expiration in the service life of capital assets attributable to wear and tear, deterioration, action of the physical elements, inadequacy or obsolescence. That portion of the cost of a capital asset that is charged as an expense during a particular period. This represents the decrease in value of physical assets due to use and the passage of time.

Enterprise Fund A governmental accounting fund in which the services provided are financed and operated similarly to those of a private business. The rate schedules for these services are established to insure that revenues are adequate to meet all necessary expenditures.

Equipment One of the major expense codes used to categorize appropriations. Equipment includes county appropriations for office, construction, plant, laboratory, grounds, motor vehicles, safety, tools and shop equipment.

Estimated Revenues The amount of projected revenue to be collected during the current or ensuing fiscal year. The amount of revenue estimated is the budgeted amount approved by the Legislature.

Expenses Charges incurred for operations, maintenance, interest, travel, equipment, rentals, utilities, professional services, contracts and other charges.

Federal Aid The financing of eligible projects through the use of Federal funds other than Federal

Glossary

Revenue Sharing.

Federal Revenue Sharing The financing of eligible projects through the use of Revenue Sharing funds.

Fiscal Agent Fees These are fees charged by institutions for record keeping of registered (Serial) Bondholders and for the semi annual distribution of principal and interest payments to those bondholders. The purchaser pays Fiscal Agent Fees on Capital Notes and Bond Anticipation Notes.

Fiscal Year (FY) A twelve-month period designated as the operating year for an entity. For the county, the fiscal year is the same as the calendar year - January 1 to December 31 - also called the Budget Year. The fiscal year for the State of New York is April 1 - March 31. The Federal fiscal year is October 1 to September 30.

Fixed Assets Assets of long-term character, which are intended to continue to be held or used, such as land, buildings, machinery, furniture and other equipment.

Full Faith and Credit A pledge of the general taxing power of a government to repay debt obligations, typically used in reference to bonds.

Fund An independent fiscal and accounting entity with a self-balancing set of accounts recording cash and/or other resources together with all related liabilities, obligations, reserves, and equities which are segregated for the purpose of carrying on specific activities or attaining certain objectives (see General Fund).

General Fund The largest fund within the county, the General Fund accounts for most of the county's financial resources. General Fund revenues include property taxes, licenses and permits, local and sales taxes, service charges, and other types of revenue. This fund usually includes most of the basic operating services, such as public safety, finance, data processing, parks and recreation, highway, long term care, community college, library and other direct operating support.

General Obligation Bonds When a government pledges its full faith and credit to the repayment of the bonds it issues, then those bonds are general obligation (GO) bonds. Sometimes the term is also used to refer to bonds that are to be repaid from taxes and other general revenues.

Grant A contribution of assets (usually cash) by one governmental unit or other organization to another. Typically, these contributions are made to local governments from the state and federal governments. Grants are usually made for specified purposes.

Interest The price paid for the use of money, or the return on investment obtained from investing or lending money.

Liability Debt or other legal obligations arising out of transactions in the past that must be liquidated, renewed or refunded at some future date. The term does not include encumbrances.

Local Dollars The difference between appropriations and revenues which must be raised through the property tax levy.

Long Term Debt Debt with a maturity of more than one year after the date of issuance.

Mandate Any responsibility, action or procedure that is imposed by one sphere of government on another through constitutional, legislative, administrative, executive, or judicial action as a direct order

or that is required as a condition for reimbursement of expenditures.

Maturity Date The date at which full and/or final payment of principal and interest is due on debt obligations.

Onondaga County Legislature The County Legislature consists of seventeen elected members and constitutes the legislative, appropriating, policy determining, and governing body of the County of Onondaga.

Operating Budget The portion of the budget that pertains to daily operations and provides basic governmental services. The operating budget contains appropriations for such expenditures as personnel, supplies, utilities, materials, travel, and fuel.

Other Sources The financing of projects from sources other than tax supported, Federal and/or State Aid (i.e. private funds, fees).

Pay-As-You-Go The strategic use of tax revenues to finance projects in an effort to reduce the issuance of debt and the related interest costs, i.e. use of tax revenues to finance annually recurring projects.

Period of Probable Usefulness (PPU) The maximum period of time available, by law, to repay indebtedness. PPU's for various types of projects are mandated by Local Finance Law, and range between 3 and 40 years.

Principal The par value or face value of a bond, note, or other fixed amount security, excluding accrued interest.

Renewals Bond Anticipation Notes (BANs) and Capital Notes are short-term borrowings, one year or less, that have to be renewed or paid off at maturity. A renewal is the reborrowing of the debt, less any scheduled principal payment.

Reserve An account used to indicate that a portion of a fund's balance is legally restricted for a specific purpose and is, therefore, not available for general appropriation.

Revenue Funds that the government receives as income. It includes such items as tax payments, fees from specific services, receipts from other governments (state and federal aid), fines, forfeitures, grants, shared revenues and interest income.

Revenue Anticipation Notes (RANs) RANs are issued in anticipation of the receipt of specific revenues, generally non-tax revenues. RANs are typically used for cash flow borrowings. The specific revenues are set-aside on receipt, for payment of the RAN and interest upon its maturity. The debt cannot extend beyond twelve months and must be paid in full at maturity.

Revenue Estimate A formal estimate of how much revenue will be earned from a specific revenue source for a current or future period; typically, a future fiscal year.

Revenue Source A category of revenue, such as local source, state aid, or federal aid.

Serial Bond A written promise to pay a specified sum of money (principal face value) at a specified future date (maturity date[s]) along with periodic interest paid at a specified percentage of the principal (interest rate). Serial bonds are typically used for long-term debt.

Glossary

Special Districts Authorized Borrowing The financing of a project by long or short term borrowing which has been authorized by the County Legislature for special districts such as Drainage Districts.

Special Districts Borrowing To Be Authorized The financing of a project by long or short-term borrowing that will require authorization by the County Legislature before the project can be undertaken.

State Aid The financing of eligible projects through the use of state funds.

Tax Levy The total amount to be raised by property taxes for the purpose stated in the county's financial plan for various funds.

User Fees The payment of a fee for direct receipt of a public service by the party benefiting from the service.